THIS DRAWING IS UNPUBLISHED. RELEASED FOR PUBLICATION -,- .
© COPYRIGHT - By - ALL RIGHTS RESERVED.

LOC	DIST
—	—

REVISIONS

P	LTR	DESCRIPTION	DATE	DWN	APVD
	V	REV PER ECO 13-010224	7-31-13	CT	WM

1. 00779 M39012/26B0016 AMP 225550-1 YY WW
2. 00779 M39012/26B0007 AMP 225550-3 YY WW
3. USE INSTRUCTION SHEET 2299-1
4. SEE SEPERATE RESTRICTED DRAWING FOR THIS PART NUMBER

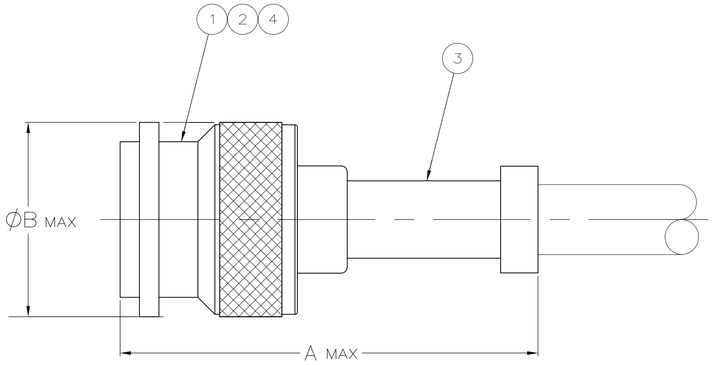

VIEW X

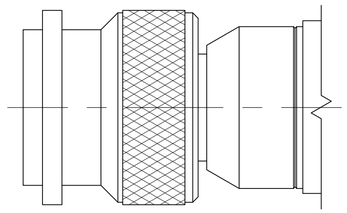

VIEW Y
SAME AS VIEW X
EXCEPT AS SHOWN

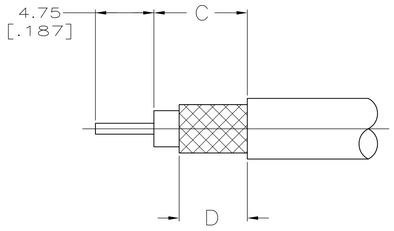

FIG 1

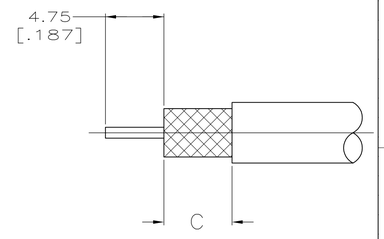

FIG 2

RECOMMENDED STRIP LENGTH

	CABLE SIZE	FIG	STAMPING	CRIMP TOOL	D	C	B	A	(4) GASKET QTY=1	(3) FERRULE QTY=1	(2) CONTACT QTY=1	(1) PLUG ASSY QTY=1	VIEW	PART NUMBER
(4)	–	–	–	–	–	–	–	–	–	–	–	–	–	7-225550-8
OBSOLETE	TIMES AA-5886	2	7-225550-7 AMP	220015-1	–	12.70 [.500]	16.00 [.630]	51.05 [2.010]	332022	1-331987-0	225526-6	225593-2	X	7-225550-7
SUPERSEDED BY 225550-6	RG-142/U,142A/U & 142B/U	1	7-225550-6 AMP	220045-2	8.71 [.343]	10.31 [.406]	16.26 [.640]	34.93 [1.375]	225592-2	225560-1	225467-6	1663000-1	X	7-225550-6
OBSOLETE	TIMES AA-5887	2	7-225550-5 AMP	220015-1	–	12.70 [.500]	16.00 [.630]	51.97 [2.046]	–	225612-2	225596-4	5-225593-2	X	7-225550-5
OBSOLETE	RG-59B/U,62B/U & BSX 7002-59/U	1	7-225550-3 AMP	220045-3	5.56 [.219]	7.14 [.281]	16.26 [.640]	34.93 [1.375]	225592-3	225560-3	225467-4	1663000-3	X	7-225550-3
SUPERSEDED BY 225550-2	RG-58A/U & 58C/U	1	7-225550-2 AMP	220045-2	8.71 [.343]	10.31 [.406]	16.26 [.640]	34.93 [1.375]	225592-1	225560-2	225467-2	1663000-1	X	7-225550-2
OBSOLETE	RG-180/U,180A/U & 180B/U	1	1-225550-9 AMP	220045-2	8.71 [.343]	10.31 [.406]	16.26 [.640]	34.93 [1.375]	225592-1	1-225560-4	1-225467-0	1663000-1	X	1-225550-9
	MICRODOT 250-4172 & 250-4208	1	1-225550-8 AMP	220015-3	9.53 [.375]	12.70 [.500]	16.26 [.640]	51.59 [2.031]	225908-1	9-225612-0	225596-2	225593-3	X	1-225550-8
OBSOLETE	MICRODOT 250-4171 & 250-4207	1	1-225550-7 AMP	220015-3	9.53 [.375]	12.70 [.500]	16.26 [.640]	51.97 [2.046]	225908-1	225612-1	225596-2	225593-3	X	1-225550-7
	RG-393/U	2	1-225550-3 AMP	220015-1	–	12.70 [.500]	16.26 [.640]	50.67 [1.995]	332022	9-225490-1	225526-2	225593-2	Y	1-225550-3
	RG-225/U	2	1-225550-2 AMP	220015-1	–	12.70 [.500]	16.26 [.640]	50.80 [2.000]	332022	9-331987-3	225526-2	225593-2	Y	1-225550-2
	RG-9/U,9A/U,9B/U &214/U	2	225550-8 AMP	220015-1	–	12.70 [.500]	16.26 [.640]	50.80 [2.000]	332022	9-331987-3	225596-2	225593-2	X	225550-8
SUPERSEDED BY 225550-7	RG-8/U,8A/U & 213/U	1	225550-7 AMP	220015-1	9.53 [.375]	12.70 [.500]	16.26 [.640]	50.80 [2.000]	332022	1-331987-3	225596-2	225593-2	Y	225550-7
	RG-142/U,142A/U,142B/U & 400/U	1	00779 M39012/26B0006 AMP YY WW	220045-2	8.71 [.343]	10.31 [.406]	16.26 [.640]	34.93 [1.375]	225592-2	9-225560-4	1-225467-3	1663000-1	X	225550-6
OBSOLETE	RG-59B/U,62B/U & BSX 7002-59/U	1	2	220045-3	5.56 [.219]	7.14 [.281]	16.26 [.640]	34.93 [1.375]	225592-3	225560-3	1-225467-2	1663000-3	X	225550-3
	RG-58A/U & 58C/U	1	00779 M39012/26B0005 AMP YY WW	220045-2	8.71 [.343]	10.31 [.406]	16.26 [.640]	34.93 [1.375]	225592-1	9-225560-5	1-225467-1	1663000-1	X	225550-2
	RG-55A/U & 223/U	1	1	220045-2	8.71 [.343]	10.31 [.406]	16.26 [.640]	34.93 [1.375]	225592-2	9-225560-4	1-225467-1	1663000-1	X	225550-1

THIS DRAWING IS A CONTROLLED DOCUMENT.

DIMENSIONS: mm [INCHES]

TOLERANCES UNLESS OTHERWISE SPECIFIED:
0 PLC ± –
1 PLC ± –
2 PLC ± 0.41 [.016]
3 PLC ± –
4 PLC ± –
ANGLES ± –

MATERIAL –
FINISH –

DWN B.SCOTT 3-5-91
CHK J. LIPPERT 3-11-91
APVD M. PHILLIPS 4-2-91
PRODUCT SPEC 108-12001
APPLICATION SPEC –
WEIGHT –

TE Connectivity

NAME PLUG, WEATHERPROOF, SERIES TNC

SIZE	CAGE CODE	DRAWING NO	RESTRICTED TO
A1	00779	C-225550	–

CUSTOMER DRAWING SCALE 4:1 SHEET 1 OF 1 REV V

4805 (3/11)