


# HIGH-RELIABILITY IDC HEADER CABLE

(2.00 mm) .0787" PITCH • TCMD SERIES



## TCMD

### Mates:

SMM\*, MMS\*, ESQT,  
PTF, SQT, SQW, TLE

## SPECIFICATIONS

### Insulator Material:

Black Glass Filled Polyester

### Terminal:

Phosphor Bronze

### Plating:

Au or Sn over  
50 μ" (1.27 μm) Ni

### Wire:

28 AWG 7/36 Stranded, Tinned,  
Copper with  
Gray PVC Insulator

### Operating Temp Range:

-40 °C to +105 °C

### Current Rating:

2.6 A per pin  
(2 pins powered)

### Voltage Rating:

300 VAC/424 VDC

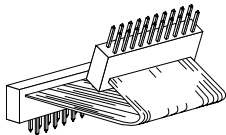
## ALSO AVAILABLE

Contact Samtec

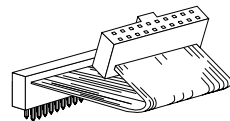
Other sizes



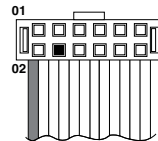
Single End (-S)



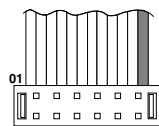
Double End (-D)



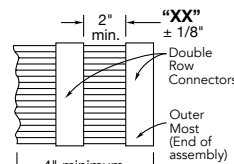
Transfer End (-T)



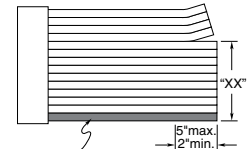
Position Polarization (-P "XX")



Reverse Wiring (-RW)

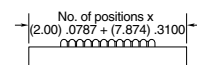


Daisy Chain (-D "XX")

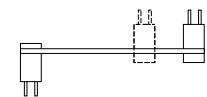


Breakout starts with Number 1 lead indicated by brown wire or red stripe. Shown on top side.

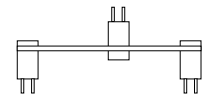
Breakout (-B "XX")



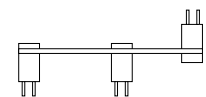
Strain Relief (-SR)



Reversed (-R)



Middle Reversed (-M)



Outside Reversed (-O)

SERIES	NO. PINS PER ROW	END OPTION	OVERALL LENGTH	01	TRANSFER OPTION	OTHER OPTION
--------	------------------	------------	----------------	----	-----------------	--------------

TCMD  
= Terminal Strip

-04, -05, -07  
-08, -10, -12,  
-13, -15, -17,  
-20, -22, -25  
(Standard sizes)

-S  
= Single End  
  
-D  
= Double End  
  
-T  
= Transfer End

-"XX.XX"  
= Assembled Length

Leave blank for  
-S and -D  
End Options.  
For -T End  
Option Specify  
"-N"  
(Socket has notch  
polarization)

-P "XX"  
= Position  
Polarization  
(Specify "XX" as  
position number.  
Requires Transfer  
End. Only Socket  
is polarized.)

-B "XX"  
= Breakout  
(Specify "XX"  
as number of  
conductors to  
be broken out)

-RW  
= Reverse Wiring  
(Blue or black  
wire opposite  
position #1)

-D "XX"  
= Daisy Chain

-SR  
= Strain Relief  
(Not available  
with -O, -M, -R,  
-DXX or -BXX)

-R  
= Reversed

-M  
= Middle Reversed  
(Requires -DXX)

-O  
= Outside  
Reversed  
(Requires -DXX)

**\*Note:**  
Standard TCMD callout  
will not mate with SMM, MMS.  
Must use gold plated callouts.  
(See drawing on web.)  
When mated with a socket,  
Wire 1 mates with Pin 2;  
Wire 2 mates with Pin 1, etc.

**Note:**  
TCMD Series assemblies are  
non-standard, non-returnable.