SINGLE COLOR LED

3mm Round Shape

3365S Series

S T A N D A R D C O L O R

Outline Dimensions

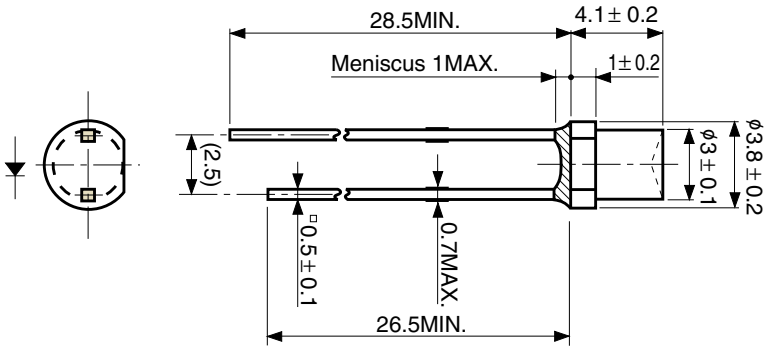

Unit: mm

Absolute Maximum Ratings

(Ta=25°C)

Item	Symbol	Red BR	Red PR	Red VR	Orange AA	Yellow AY	Yellow Green PY	Green PG	Pure Green BG	Units
Power Dissipation	Pd	100	75	75	125	125	125	125	125	mW
Forward Current	I_F	50	30	30	50	50	50	50	50	mA
Peak Forward Current	I_{FM}	300	100	100	100	100	100	100	100	mA
Reverse Voltage	V_R	4	4	4	4	4	4	4	4	V
Operating Temperature	Topr	-30 to +85								°C
Storage Temperature	Tstg	-30 to +100								°C
Derating (DC)*	I_F	0.67	0.33		0.67					mA/°C

* Ta=25°C, I_{FM} applies for the pulse width 1msec. and duty cycle 1/20
The current derating for operation applies when the temperature is above 25°C

Electro-Optical Characteristics

*The viewing angle is an average and will vary by color

(Ta=25°C)

Part No.	Material	Emitted Color	Lens Color	Luminous Intensity I_V MIN.	Luminous Intensity I_V TYP.	Luminous Intensity I_V I_F	Wavelength Peak TYP.	Wavelength Dominant TYP.	Wavelength Spectral Line Half Width TYP.	Wavelength I_F	Forward Voltage V_F TYP	Forward Voltage V_F MAX.	Forward Voltage V_F I_F	Reverse Current I_R MAX.	Reverse Current I_R V_R	Viewing Angle (2 1/2)
BR3365S	GaAlAs	Red	Clear Pastel Red	2.5	5	20	660	647	30	20	1.7	2.0	20	100	4	110°
PR3365S	GaP			0.4	0.8	10	700	635	100	10	2.1	2.5	10	100	4	
VR3365S	GaAsP			2	4	20	630	624	30	20	2.0	2.5	20	100	4	
AA3365S	GaAsP	Orange	Clear Pastel Orange	2	4	20	605	606	30	20	2.2	2.5	20	100	4	
AY3365S	GaAsP	Yellow	Clear Pastel Yellow	2	4	20	580	590	30	20	2.2	2.5	20	100	4	
PY3365S	GaP	Yellow Green		3	6	20	570	572	30	20	2.1	2.5	20	100	4	
PG3365S	GaP	Green	Clear Pastel Green	2	4	20	560	567	30	20	2.1	2.5	20	100	4	
BG3365S	GaP	Pure Green		0.8	1.6	20	555	558	30	20	2.1	2.5	20	100	4	
Units				mcd		mA	nm			mA	V		mA	μA	V	Deg.

Spatial Distribution (x)

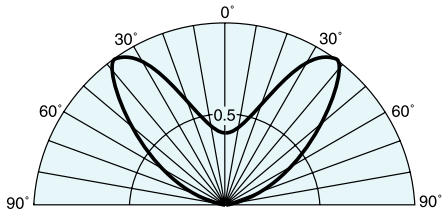

*Spatial distribution is viewed as a typical illustration and will vary by color
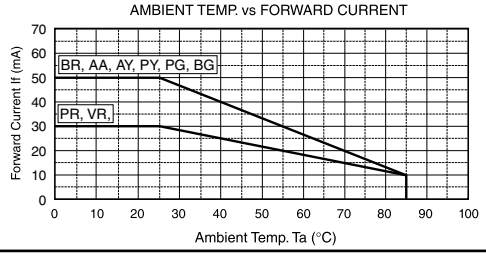
Operation Current Derating Chart