Customer Information Sheet

DRAWING No.: M80-666XXXX SHEET 2 OF 2	IF IN DOUBT - ASK	©	NOT TO SCALE	THIRD ANGLE PROJECTION	ALL DIMENSIONS IN mm

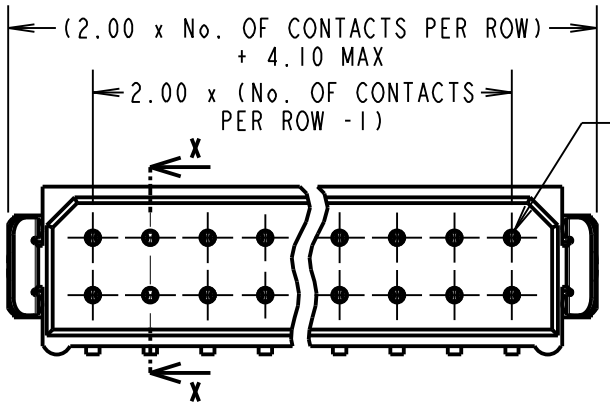

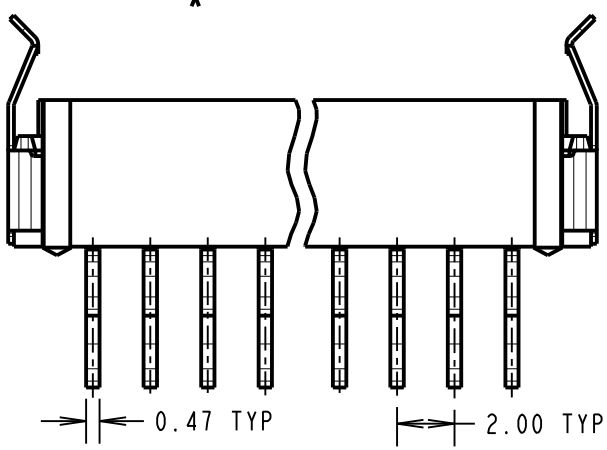

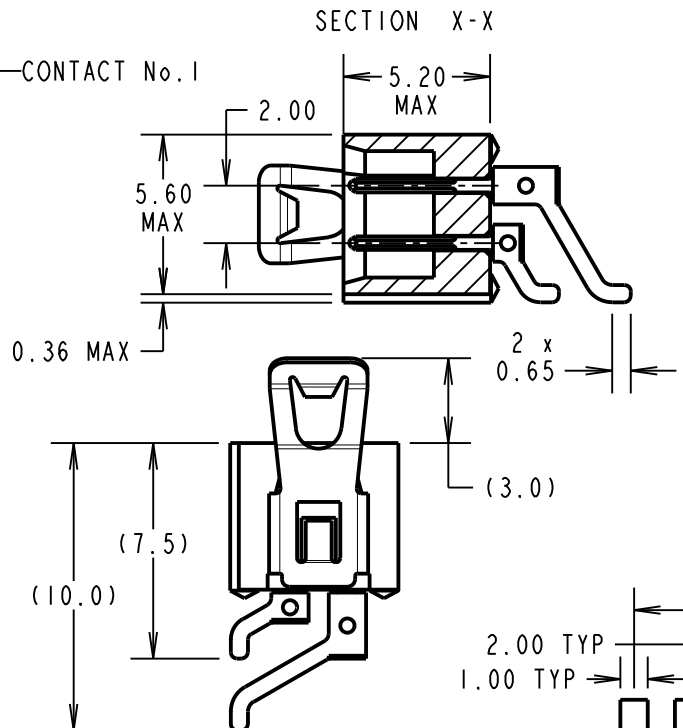

SPECIFICATIONS:
MATERIAL:
MOULDING = GLASS-FILLED PPS, UL94V-0, BLACK
CONTACT = BRASS
LATCH = BERYLLIUM COPPER
FINISH:
CONTACT:
22 = 0.75µ GOLD ON CONTACT AREA,
0.3µ 90/10 TIN/LEAD ON TAILS
42 = 0.75µ GOLD ON CONTACT AREA,
0.3µ 100% TIN ON TAILS
45 = 0.75µ GOLD OVER NICKEL
LATCH = 1.25µ NICKEL
ELECTRICAL:
CURRENT RATING AT 25°C = 3.0A MAX
CURRENT RATING AT 85°C = 2.2A MAX
WORKING VOLTAGE = 800V AC/DC
VOLTAGE PROOF = 1200V AC/DC
CONTACT RESISTANCE = 25 mΩ MAX
INSULATION RESISTANCE = 100 MΩ MIN
MECHANICAL:
DURABILITY = 500 OPERATIONS
ENVIRONMENTAL:
TEMPERATURE RANGE = -55°C TO +125°C
PACKING:
TUBE, 2-OFF STRAIN RELIEF STRAPS PER CONNECTOR IN BAG
FOR COMPLETE SPECIFICATION, SEE COMPONENT
SPECIFICATION C005XX (LATEST ISSUE)

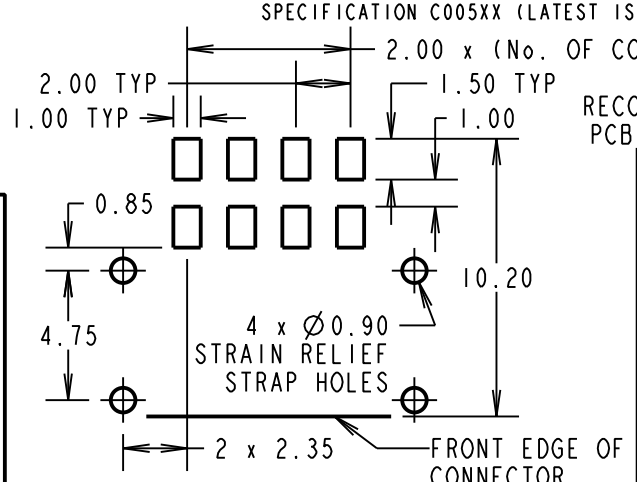

RECOMMENDED
PCB LAYOUT

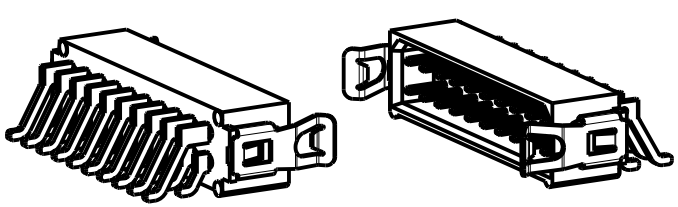

ORDER CODE:

M80-666XXXX

No. OF CONTACTS
04, 06, 08, 10, 12, 14,
16, 18, 20, 26, 34, 44

FINISH
22 - GOLD, 90/10 TIN/LEAD
42 - GOLD, 100% TIN
45 - ALL OVER GOLD

NAME	ISS.	DATE	C/NOTE
MGP	5	23.10.13	12232

APPROVED: MGP
CHECKED: SB
DRAWN: W. J. BOURNE
CUSTOMER REF.:
ASSEMBLY DRG:

HARWIN

www.harwin.com
technical@harwin.com

THIS DRAWING AND ANY INFORMATION OR DESCRIPTIVE MATTER SET OUT HEREON ARE CONFIDENTIAL AND COPYRIGHT PROPERTY OF THE HARWIN GROUP AND MUST NOT BE DISCLOSED, LOANED, COPIED OR USED FOR MANUFACTURING, TENDERING OR FOR ANY OTHER PURPOSE WITHOUT THEIR WRITTEN PERMISSION.

TOLERANCES
X. = ±1mm
X.X = ±0.25mm
X.XX = ±0.10mm
X.XXX = ±0.01mm
ANGLES = ±5°
UNLESS STATED

MATERIAL: SEE ABOVE
FINISH: SEE ABOVE
S/AREA: mm²

TITLE: DATAMATE L-TEK
MALE DIL HORIZONTAL SMT
ASSEMBLY (LATCHED)

DRAWING NUMBER: M80-666XXXX
SHT 2 OF 2