THIS DRAWING IS UNPUBLISHED. RELEASED FOR PUBLICATION – ,– .
© COPYRIGHT – By – ALL RIGHTS RESERVED.

| LOC | DIST |
|---|---|
| CM | 00 |

REVISIONS

| P | LTR | DESCRIPTION | DATE | DWN | APVD |
|---|---|---|---|---|---|
| | AB3 | REVISED PER ECR-16-005891 | 22APR16 | A.Q | D.Z |

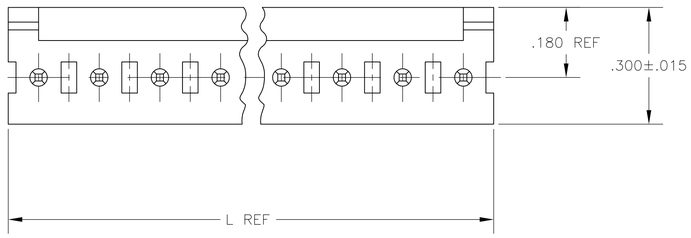


1. MATERIAL : HEADER–THERMOPLASTIC POLYESTER GLASS–FILLED 94V–0 (NATURAL) POST–COPPER ALLOY
2. FINISH: CONTACT–TIN PLATED
3. PRELIMINARY–NOT FOR PRODUCTION.

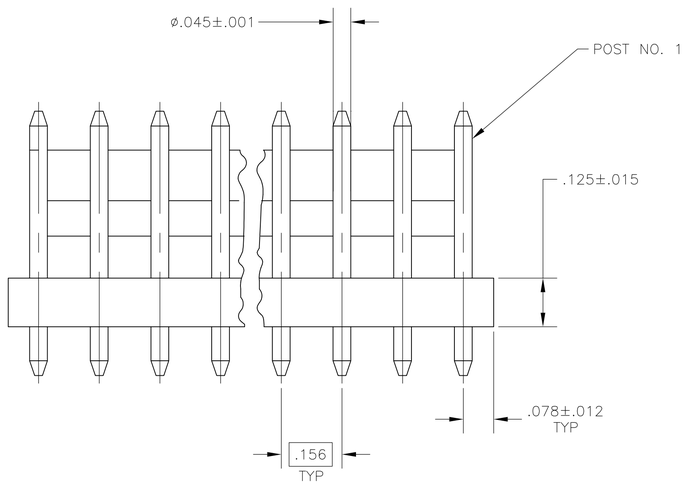


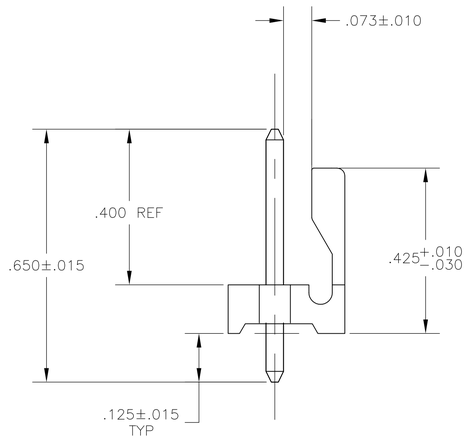


| | L MM | L [IN] | NUMBER OF POSITIONS | PART NUMBER |
|---|---|---|---|---|
| 3 | 2,4 | 51.51 | 2.028 | 13 | 4–640388–3 |
| | 2,4 | 19.81 | .780 | 5 | 4–640388–5 |
| 3 | 7,9 | 39.62 | 1.560 | 10 | 4–640388–0 |
| 3 | 2 | 11.89 | .468 | 3 | 3–640388–3 |
| | NONE | 95.10 | 3.744 | 24 | 2–640388–4 |
| | NONE | 91.14 | 3.588 | 23 | 2–640388–3 |
| | NONE | 87.17 | 3.432 | 22 | 2–640388–2 |
| | NONE | 83.21 | 3.276 | 21 | 2–640388–1 |
| | NONE | 79.25 | 3.120 | 20 | 2–640388–0 |
| | NONE | 75.29 | 2.964 | 19 | 1–640388–9 |
| | NONE | 71.32 | 2.808 | 18 | 1–640388–8 |
| | NONE | 67.36 | 2.652 | 17 | 1–640388–7 |
| | NONE | 63.40 | 2.496 | 16 | 1–640388–6 |
| | NONE | 59.44 | 2.340 | 15 | 1–640388–5 |
| | NONE | 55.47 | 2.184 | 14 | 1–640388–4 |
| | NONE | 51.51 | 2.028 | 13 | 1–640388–3 |
| | NONE | 47.55 | 1.872 | 12 | 1–640388–2 |
| | NONE | 43.59 | 1.716 | 11 | 1–640388–1 |
| | NONE | 39.62 | 1.560 | 10 | 1–640388–0 |
| | NONE | 35.66 | 1.404 | 9 | 640388–9 |
| | NONE | 31.70 | 1.248 | 8 | 640388–8 |
| | NONE | 27.74 | 1.092 | 7 | 640388–7 |
| | NONE | 23.77 | .936 | 6 | 640388–6 |
| | NONE | 19.81 | .780 | 5 | 640388–5 |
| | NONE | 15.85 | .624 | 4 | 640388–4 |
| | NONE | 11.89 | .468 | 3 | 640388–3 |
| | NONE | 7.92 | .312 | 2 | 640388–2 |

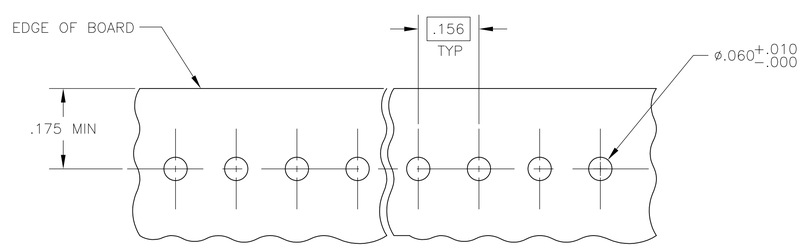


RECOMMENDED MOUNTING HOLE PATTERN
FOR .063 THICK P.C. BOARD

THIS DRAWING IS A CONTROLLED DOCUMENT.

DIMENSIONS: INCHES

TOLERANCES UNLESS OTHERWISE SPECIFIED:
0 PLC ± –
1 PLC ± –
2 PLC ± –
3 PLC ± .005
4 PLC ± –
ANGLES ± –

MATERIAL 1
FINISH 2

DWN S. HOOVER 05NOV02
CHK D. BOSSI 05NOV02
APVD D. BOSSI 05NOV02
PRODUCT SPEC 108–1051
APPLICATION SPEC 114–1020
WEIGHT –

TE Connectivity

NAME MTA–.156 HEADER ASSEMBLY, FRICTION LOCK, STRAIGHT .045 ROUND POST, TIN PLATED

SIZE A1 | CAGE CODE 00779 | DRAWING NO C–640388 | RESTRICTED TO –

CUSTOMER DRAWING | SCALE N/A | SHEET 1 OF 1 | REV AB3

AD3 REVISED PER ECR-16-005891 22APR16 A.Q D.Z

4805 (3/11)