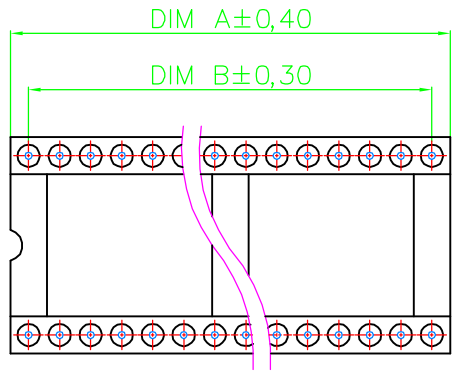

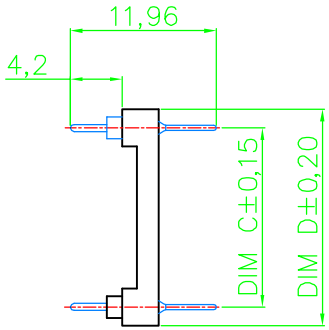

Technical Data
Material:
Pin (outer sleeve) : Brass,machined, CuZn38Pb2
Plating : 2um/80 u"nickel, Gold Flash
Insulator body(black) : Glass filled polyester UL94V-0
Electrical
Current rating : 3 Amps/contact max.
Insulation resistance : □10000MΩ at 500VAC
Rated voltage : 100 VRMS /150VDC
Mechanical
Operating temperature : Gold plated: -55O°C to +125°C
(Continuous) -67° F to +257° F
Applications and features:
1.The male header contacts are designed for "Sandwich application" because The pin of Φ0.5mm/0.050" can be plugged into a standard IC-contact.
2.3 different heights are available.
3.Low profile type..
4.Side and end stackable.
5.Twist free construction.
Environmental data
Solderability (IEC 60068-2-20. Ta) :235° C, 2s
Resistance to soldering heat (IEC 60068-2-20. Tb) :
-Through hole mount components :260° C, 10s

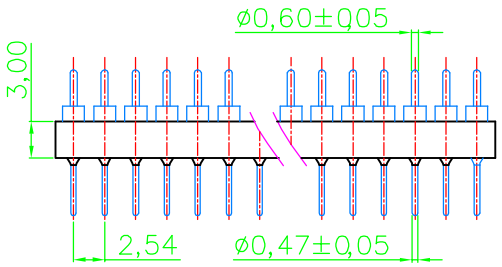

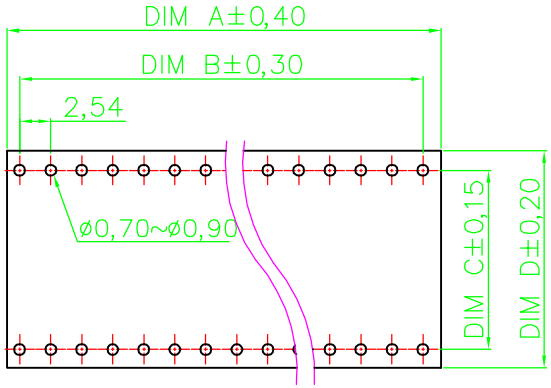

PCB LAYOUT

Contact	Dim A	Dim B	Dim C	Dim D
06	7.62	5.08	7.62	10.16
08	10.16	7.62	7.62	10.16
10	12.70	10.16	7.62	10.16
14	17.78	15.24	7.62	10.16
16	20.32	17.78	7.62	10.16
18	22.86	20.32	7.62	10.16
20	25.40	22.86	7.62	10.16
24	30.48	27.94	15.24	17.78
28	35.56	33.02	15.24	17.78
40	50.80	48.26	15.24	17.78

RoHS compliant

Scale	1:1
TOLERANCE	
X.	±0.50
X.X	±0.30
X.XX	±0.10
DIM	TOL
X.°	±1°
Angle	TOL

Id.	Modification	Date	Name
1	Drawn	23.07.2009	Dean

	Date	Name
Drawn	23.07.2009	Dean
Approved	23.07.2009	Hellwig

ASSMANN WSW components

Customer-No.
Conrad P/N : 183859

ASSMANN WSW-No.
AR 14-ST/T

Drawing-No.
ASS 1187 CO

rev01

Replace ASS 1187A CO
ASS 1187B CO

Sheet

SVXXX