

4

3

2

1

THIS DRAWING IS UNPUBLISHED.

RELEASED FOR PUBLICATION

© COPYRIGHT

ALL RIGHTS RESERVED.

LOC

DIST

REVISIONS

P	LTR	DESCRIPTION	DATE	DWN	APVD
	C2	ECR-15-003322	28FEB2015	GK	HMR

REPLACED BY OCEAN STYLE APPLICATOR PART
NUMBER 2151434-2

FOR REPLACEMENT PARTS FOR APPLICATOR 1852121
REFER TO ADDITIONAL PAGE(S). SPARE PARTS KIT (IF LISTED)
WILL REMAIN AVAILABLE.

THE REPLACEMENT OCEAN STYLE APPLICATOR HAS THE
SAME TERMINATOR/PRESS INTERFACE AS APPLICATOR
1852121

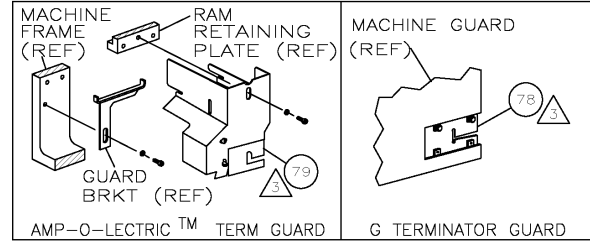
THIS DRAWING IS A CONTROLLED DOCUMENT.		DWN	GOPALAKRISHNA HV			
		CHK	RAGHAVENDRA			
		APVD	RAGHAVENDRA			
		PRODUCT SPEC				
		APPLICATION SPEC				
		WEIGHT				
		CUSTOMER DRAWING		SCALE	SHEET 1 OF 2	
				REV	C2	

TE Connectivity			
SIDE FEED HDM APPLICATOR			
SIZE	CAGE CODE	DRAWING NO	RESTRICTED TO
A3		©- 1852121	

DIMENSIONS:	TOLERANCES UNLESS OTHERWISE SPECIFIED:
	0 PLC ± 1 PLC ± 2 PLC ± 3 PLC ± 4 PLC ± ANGLES ± FINISH
MATERIAL	

THIS DRAWING IS UNPUBLISHED.
RELEASED FOR PUBLICATION
BY TYCO ELECTRONICS CORPORATION. ALL RIGHTS RESERVED.

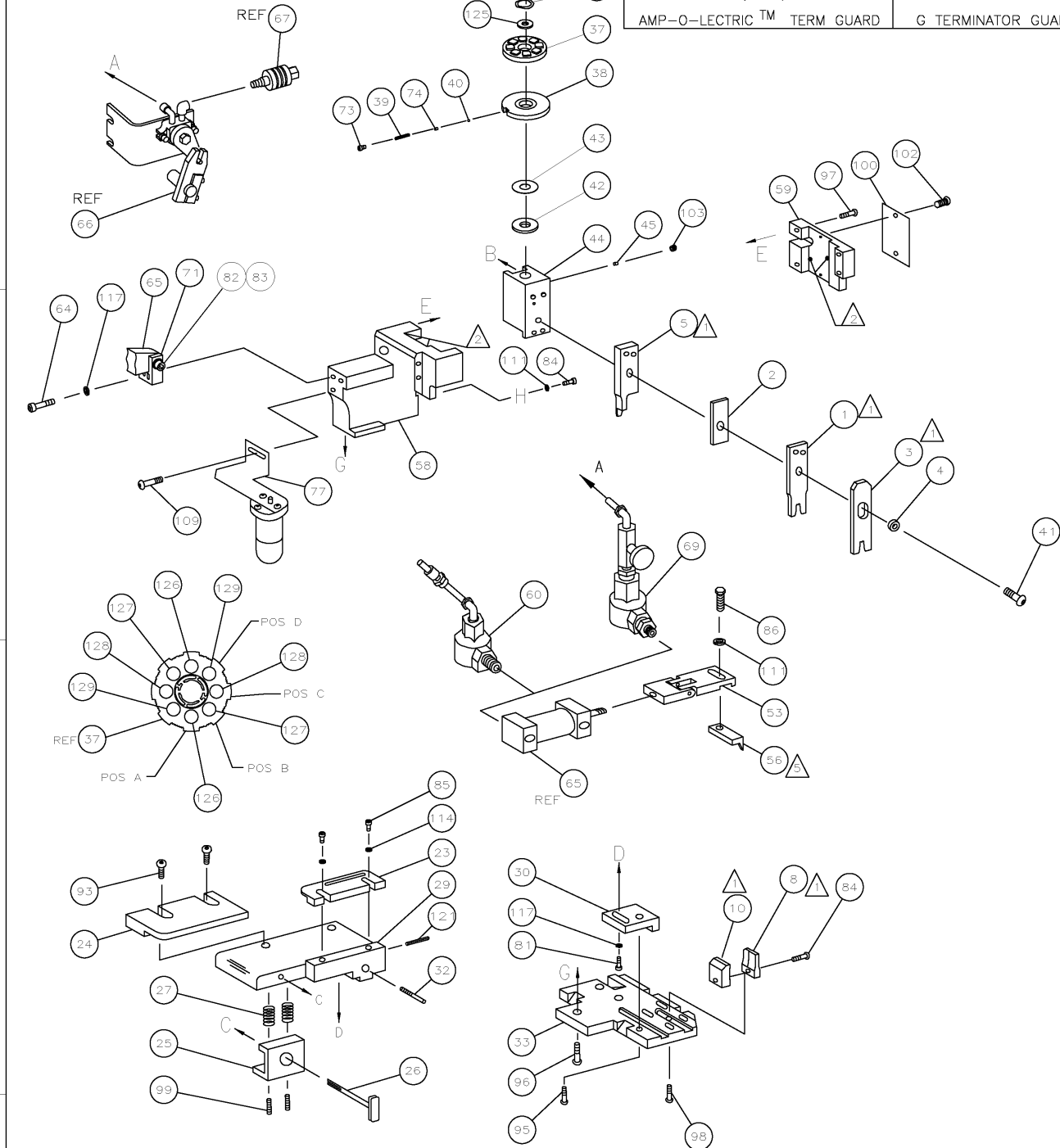
PART NUMBER	REV	FIRST USED
1852121-1	C	122500-1
1852121-2	C	565435-5
1852121-3	C	354500-1



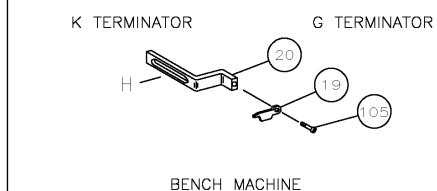
TERMINAL NAME: MOLEX PIN		CRIMP DATA (NON-AMP TERMINAL-AMP SPEC)			
TE PN	MFG PN	PAD LTR	CRIMP HEIGHT	WIRE SIZE	
286698-1	08-50-0113	A	.032 ±.001 [0.81 ±0.03mm]	22	
286698-2	08-55-0101	B	.030 ±.001 [0.76 ±0.03mm]	24	
286698-3	08-56-0109	C	.029 ±.001 [0.74 ±0.03mm]	26	
286698-4	08-52-0101	D	.028 ±.001 [0.71 ±0.03mm]	28	
286698-5	08-65-0815				
286698-6	08-65-0813				
286698-7	97-00-0444				
286698-8	08-55-0102				
		CRIMP	SIZE	TYPE	RANGE
		WIRE	.054 [1.37mm]	F	28-22
		INSUL	.070 [1.78mm]	F	Ø.062 [1.57mm] MAX
WIRE STRIP LENGTH	TERM APPL	SPEC	FEED	APPL INSTRUCTION	SET UP GAGE
.100-.125	NONE		.200	408-8040	458637-1
				LAYOUT	L2502

LOC		DIST		REV		REVISIONS		DATE		DWN		APVD	
A	66												

-1	LEADMAKER	AIRFEED
-2	BENCH MODEL K	AIRFEED
-3	BENCH MODEL G	AIRFEED



- 1 RECOMMENDED SPARE PARTS.
- 2 GREASE LIGHTLY.
- 3 GUARD MUST BE IN PLACE WHEN OPERATING APPLICATOR IN A BENCH MACHINE.
- 4 SEE DRAWING FOR COMPONENTS
- 5 POSITION FEED FINGER BETWEEN WIRE BARREL AND CARRIER STRIP.



AMP 4805 REV 31MAR2000

2	2	2	-	6-354779-4	PIN, WIRE DISC (.3310)D	129
2	2	2	-	6-354779-2	PIN, WIRE DISC (.3300)C	128
2	2	2	-	6-354779-2	PIN, WIRE DISC (.3300)B	127
2	2	2	-	5-354779-9	PIN, WIRE DISC (.3280)A	126
1	1	1	-	986950-1	WASHER, FLAT PRECISION	125
1	1	1	-	217238-1	GENERAL INSTRUCTION PACKAGE	124
1	1	1	-	4088040	SF APPL INST 408-8040	123
						122
1	1	1	-	4-21028-0	PIN,SLT SPR(Ø.093x.75)ST GDE PL	121
						120
						119
						118
3	3	3	-	21024-5	WASHER, LOCK(#10)ADJ BLOCK	117
						116
						115
2	2	2	-	21024-2	WASHER,LOCK(#4)FRONT STP GUIDE	114
						113
						112
2	2	2	-	21024-4	WASHER,LOCK(#8)STRIPPER	111
						110
-	1	-	-	2-21002-6	SCR,BHC(10-32x.38)LUBE ASSY	109
						108
						107
						106
1	1	1	-	1-21002-3	SCR,SHC(4-40x.25)	105
						104
1	1	1	-	21009-2	SCR,SKT SET(1/4-20x.25 LW)RAM	103
2	2	2	-	21017-2	SCR,DRIVE(#2x.19)ID PLATE	102
						101
1	1	1	-	461264-1	PLATE, IDENTIFICATION	100
2	2	2	-	5-21006-6	SCR,SET(10-32x.75)DRAG	99
1	1	1	-	22733-8	SCR,BHC(8-32x.38 LW)ANVIL	98
4	4	4	-	2-21002-9	SCR,BHC(10-32x.75)	97
3	3	3	-	2-22733-8	SCR, BHC (1/4-20x.62)	96
1	1	1	-	2-21002-7	SCR,BHC(10-32x.50)	95
						94
2	2	2	-	2-21002-1	SCR,BHC(8-32x.38)TERM H DWN	93
						92
						91
						90
						89
						88
						87
1	1	1	-	2-22603-0	SCR,HEX HD(8-32x.31)FEED FINGER	86
2	2	2	-	1-21000-4	SCR,SHC(4-40x.38)F ST GUIDE	85
2	2	2	-	2-21000-7	SCR,SHC(8-32x.50)STRIPPER	84
1	1	1	-	3-21001-4	SCR,SHC(3/8-16x.88)	83
1	1	1	-	21024-8	WASHER,LOCK(3/8)	82
1	1	1	-	3-21000-4	SCR,SHC(10-32x.38)SG ADJ BL	81
						80
-	REF	-	-	455749-1	GUARD, WINDOW	79
REF	-	-	-	679532-1	INSERT, GUARD	78
-	1	-	-	1-465184-0	LUBRICATOR ASSY	77
						76
						75
1	1	1	-	690603-1	SPRING, ASSIST	74
1	1	1	-	23030-1	SCR,SHC(6-32x.25 SL)INS DISC	73
						72
1	1	1	-	459610-6	MOUNT, FEED BRACKET	71
-3	-2	-1	U/M	PART NO	DESCRIPTION	ITEM NO
QTY RECD PER ASSY		PARTS LIST				

4	-	1	-	-	692655-5	AIR FEED VALVE ASSY	70
	-	REF	-	-	24042-2	VALVE, SHUT OFF	69
	-	REF	-	-	692655-6	AIR FEED VALVE ASSY	68
4	1	1	1	-	461065-1	AIR FEED ASSY (1 INCH)	67
	2	2	2	-	4-21000-0	SCR,SHC(10-32x1.25)AIR ASSY	66
							65
							63
							62
							61
4	1	-	1		692655-7	AIR FEED VALVE ASSY	60
	1	1	1	-	454220-1	CAP, RAM	59
	1	1	1	-	454485-1	HOUSING	58
							57
5	1	1	1	-	3-694433-7	PAWL, FEED	56
							55
							54
4	1	1	1	-	461062-1	FEED FINGER ASSY	53
							52
							51
							50
							49
							48
							47
							46
	1	1	1	-	690191-1	PLUG, NYLON	45
	1	1	1	-	455673-8	RAM	44
	1	1	1	-	690125-1	WASHER, LAMINATED	43
	1	1	1	-	690124-1	WASHER, RAM	42
	1	1	1	-	7-21002-9	BOLT, CRIMPER(5/16x1.00)	41
	1	1	1	-	23241-6	BALL, STEEL	40
	1	1	1	-	690170-1	SPRING, COMPRESSION	39
	1	1	1	-	690142-1	DISC, INSULATION	38
	1	1	1	-	354777-1	WIRE DISC, PLASTIC	37
	1	1	1	-	22480-5	WASHER, SPRING	36
	1	1	1	-	690212-1	POST, RAM	35
							34
	1	1	1	-	455675-1	PLATE, BASE	33
	1	1	1	-	690432-3	SCREW, ADJUSTMENT	32
							31
	1	1	1	-	455689-1	BLOCK, STRIP GUIDE ADJ	30
	1	1	1	-	4-455671-1	STRIP GUIDE PLATE	29
							28
	2	2	2	-	22281-6	SPRING, DRAG	27
	1	1	1	-	690546-1	LEVER, DRAG RELEASE	26
	1	1	1	-	1-690754-5	DRAG, TERMINAL	25
	1	1	1	-	217817-2	GUIDE, STRIP (REAR)	24
	1	1	1	-	2-690487-2	GUIDE, STRIP (FRONT)	23
							22
							21
	1	1	1	-	458950-1	BRACKET, WIRE STOP	20
	1	1	1	-	1424353-1	STRIPPER	19
							18
							17
							16
							15
							14
							13
							12
							11
	1	1	1	-	1-853714-2	PLATE, REAR SHEAR	10
							9
1	1	1	1	-	1424333-3	ANVIL	8
							7
							6
	1	1	1	-	853720-9	BLADE, SHEAR	5
	1	1	1	-	3-238009-5	SPACER, BLOCK CRIMPER	4
1	1	1	1	-	2-683453-1	CRIMPER, INSULATION	3
	1	1	1	-	455888-3	SPACER, CRIMPER	2
1	1	1	1	-	2-1633305-2	CRIMPER, WIRE	1
	-3	-2	-1	U/M	PART NO	DESCRIPTION	ITEM NO
	QTY RECD PER ASSY				PARTS LIST		

THIS DRAWING IS A CONTROLLED DOCUMENT.

DWG: R.O. WILSON 30AUG05
CHK: R.O. WILSON 30AUG05
APPD: T. ELBIN 31AUG05

PRODUCT SPEC: -
APPLICATION SPEC: -
WEIGHT: -

CUSTOMER DRAWING

TYCO Electronics
Tyco Electronics Corporation
Harrisburg, PA 17105-3608

SIDE FEED HDM APPLICATOR

SIZE: A1
CASE CODE: 00779
DRAWING NO: 1852121
REV: C1

RESTRICTED TO: -

SCALE: -
SHEET: 1 OF 1
REV: C1