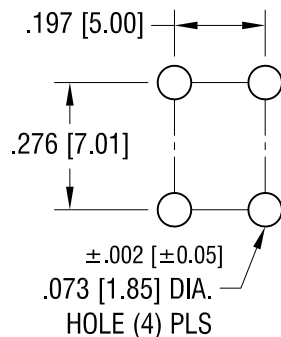
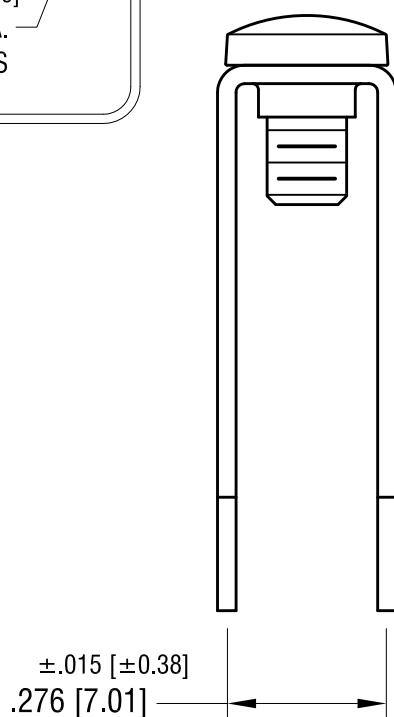


THIS DOCUMENT IS THE PROPERTY OF
KEYSTONE ELECTRONICS CORP. AND
SHALL NOT BE REPRODUCED, DISTRIBUTED
OR USED AS A BASIS FOR MANUFACTURE
WITHOUT PRIOR WRITTEN PERMISSION
FROM KEYSTONE ELECTRONICS CORP.

MOUNTING DETAIL

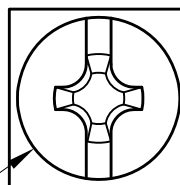


6-32 x 1/4 L.
CAPTIVATED SCREW



.718 [18.24]

±.005 [±0.15]
.197 [5.00]



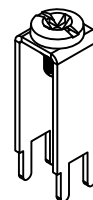
.310 [7.87]

.310 [7.87]

±.015 [±0.38]
.947 [24.05]

.197 [5.00]

±.005 [±0.15]
.060 [1.52]
(4) PLS



EXTENDED PC SCREW TERMINAL WITH COLORED SCREW HEAD

NOTES:

1. TERMINAL:

MAT'L - .032 [0.81] TH'K BRASS, MATTE TIN PLATE

SCREW:

MAT'L - BRASS, NICKEL PLATE

PART NO.	HEAD COLOR
7699-2	RED
7699-3	BLACK
7699-4	WHITE

PART NO.	HEAD COLOR
7699-5	BLUE
7699-6	GREEN
7699-7	YELLOW

KEYSTONE ELECTRONICS CORP.

www.keyelco.com • ASTORIA, N.Y. 11105-2017 • Tel (718) 956-8900

PART NAME

EXTENDED PC SCREW TERMINAL WITH COLORED SCREW HEAD

MATERIAL

AS NOTED

FINISH

AS NOTED

DRN BY

BOONE

DATE

10.1.03

APP'D

LN

SCALE

3X

TOLERANCES

INCH

[MM]

DECIMAL

±.010 [±0.25]

ANGULAR

± 1°

UNLESS OTHERWISE SPECIFIED

CODE

DWG NO.

C

7699-2 - 7699-7

7.14.09	CHANGE AS PER ECN 09-100	B
1.7.08	CHANGE AS PER ECN 08-039	A
DATE	DESCRIPTION	REV.

Mouser Electronics

Authorized Distributor

Click to View Pricing, Inventory, Delivery & Lifecycle Information:

[Keystone Electronics:](#)

[7699-4](#)