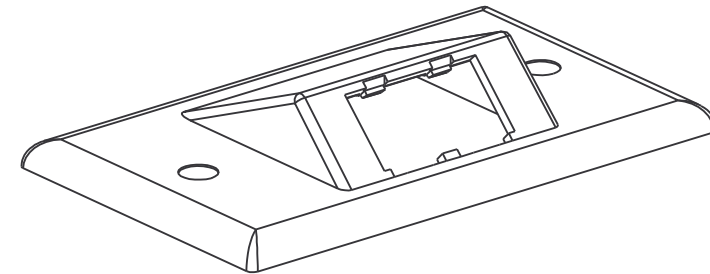
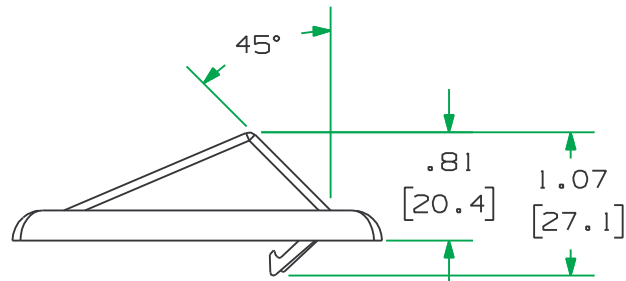
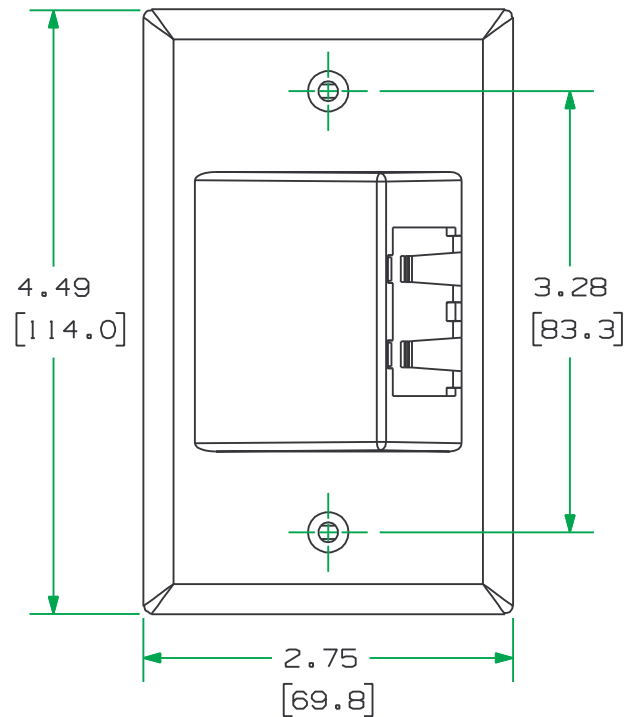


THIS COPY IS PROVIDED ON A RESTRICTED BASIS AND IS NOT TO BE USED IN ANY WAY DETRIMENTAL TO THE INTERESTS OF PANDUIT CORP.



PANDUIT P/N	WEIGHT
CFPHS2**	.48 LB/10 PCS (220 g/10 PCS)

NOTES:

1. SEE CURRENT CATALOG FOR ADDITIONAL PART NUMBER SUFFIXES TO INDICATE COLOR AND OR PACKAGE QUANTITY.
2. SEE CATALOG FOR COMPLETE LIST OF PARTS APPLICABLE FOR USE WITH THIS PART.
3. DIMENSIONS IN PARENTHESES ARE IN METRIC.
4. TWO (2) #6 X 32 X 1.00" SLOTTED OVAL HEAD MACHINE SCREWS ARE INCLUDED WITH THIS PART.

CAD FILENAME/LAYERS

M00684BB_DC_00A.PRT

PANDUIT

CORP. TINLEY PARK, ILLINOIS

MINI-COM 2 POSITION SLOPED HORIZONTAL
FACEPLATE (CFPHS2**) CUSTOMER DRAWING

UNLESS OTHERWISE SPECIFIED,
DIMENSIONAL TOLERANCES ARE:
(.X) ± (.XXX) ± .010(.3)
(.XX) ± .03(.8) ANGLES ±

UNLESS OTHERWISE SPECIFIED,
ALL DIMENSIONS ARE GIVEN
IN INCHES, THIRD ANGLE PROJECTION.

DRAWN BY
JBA

MAT'L:

SCALE

NONE

DATE
6-29-99

ABS

DRAWING NO.

00684-02

DWG
A
SIZE

R 6-29-99 JBA RELEASED TO PRODUCTION.

00684-02

REV DATE BY CHK DESCRIPTION

ECN CHK CUST SUP

Mouser Electronics

Authorized Distributor

Click to View Pricing, Inventory, Delivery & Lifecycle Information:

Panduit:

[CFPHS2EI](#) [CFPHS2WH](#) [CFPHS2IW](#)