THIS DRAWING IS UNPUBLISHED. RELEASED FOR PUBLICATION -.- .
© COPYRIGHT - BY TYCO ELECTRONICS CORPORATION. ALL RIGHTS RESERVED.

| LOC | DIST |
|---|---|
| CM | 00 |

REVISIONS

| P | LTR | DESCRIPTION | DATE | DWN | APVD |
|---|---|---|---|---|---|
| | H | REVISED PER ECO-08-017244 | 14JUL08 | HMR | DB |

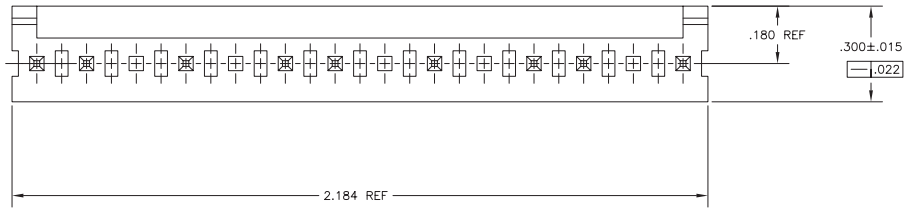


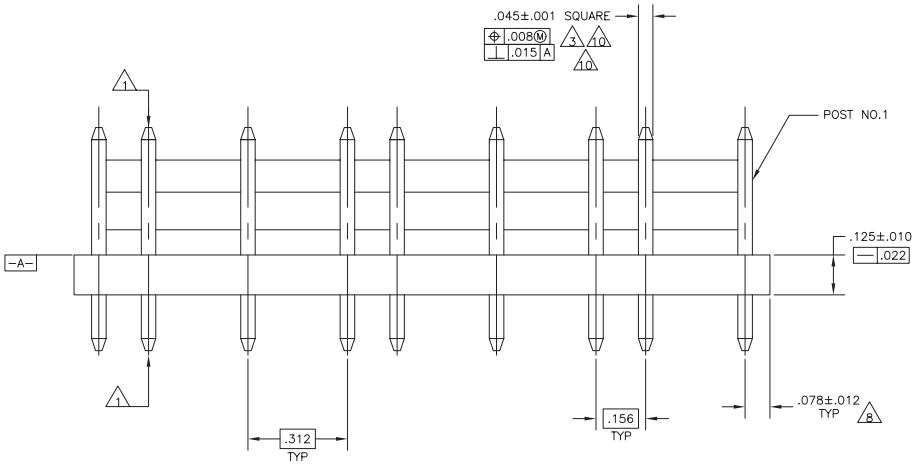


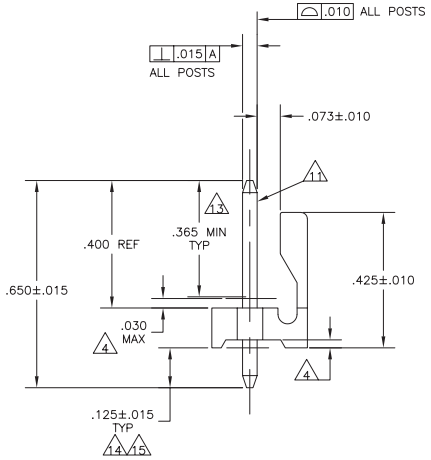


1. POST TO WITHSTAND 13 NEWTONS (3LBS.) MIN. AXIAL FORCE IN BOTH DIRECTIONS SHOWN WITHOUT DISLODGING.
2. TOLERANCES APPLY TO SOLDER SIDE OF BOARD.
3. MEASURED AT SURFACE -A-
4. PLASTIC FLASH PERMITTED IN THIS AREA.
5. PARTS COMPLY WITH AMP SOLDERABILITY SPEC. NO. 109-11-2.
6. ONE HOLE MAY BE UNDERSIZED (.065/.060 DIA.) FOR ASSEMBLY RETENTION DURING WAVE SOLDERING.
7. MATERIAL: HEADER-THERMOPLASTIC POLYESTER GLASS-FILLED 94V-0 (NATURAL) POST-COPPER ALLOY (SEE TABLE FOR PLATING)
8. COORDINATE DIMENSION APPLIES FROM CENTER OF ACTUAL FEATURE.
9. PLASTIC BURRS CAUSED BY CUT-OFF TOOLING ARE PERMITTED WITHIN THE MAXIMUM TOLERANCE ENVELOPE.
10. POST TO BE MEASURED WHEN STRIP IS HELD FLAT.
11. POST MUST WITHSTAND TWO 90° BENDS AGAINST EXTRUSION WITHOUT BREAKING.
12. DIMENSION SHOULD BE .175 MIN WHEN MATING WITH A MTA 156 CONNECTOR ASSEMBLY OR A SL-156 CONNECTOR ASSEMBLY.
13. GOLD PLATE AREA, .000015 MIN., ALL SIDES, OVER NICKEL UNDERPLATE, .000050 MIN., ALL SIDES AND ENTIRE LENGTH OF POST.
14. BRIGHT TIN/LEAD (93/7) PLATE AREA, .000150-.000350 THICK, ALL FOUR SIDES, .125 MIN.
15. MATTE TIN PLATE AREA .000150-.000350 THICK, ALL FOUR SIDES, .125 MIN.

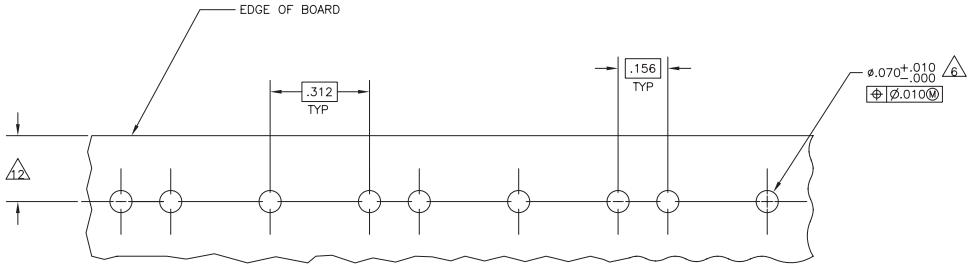


RECOMMENDED MOUNTING HOLE PATTERN FOR .063 THICK P.C. BOARD 2

| | | | |
|---|---|---|---|
| .063 | 1.60 | 2.184 | 55.47 |
| .060 | 1.52 | .650 | 16.51 |
| .045 | 1.14 | .400 | 10.16 |
| .030 | 0.76 | .425 | 10.80 |
| .022 | 0.56 | .365 | 9.27 |
| .015 | 0.38 | .312 | 7.92 |
| .012 | 0.30 | .300 | 7.62 |
| .010 | 0.25 | .180 | 4.57 |
| .008 | 0.20 | .175 | 4.45 |
| .005 | 0.13 | .156 | 3.96 |
| .001 | 0.03 | .125 | 3.18 |
| .000350 | 0.00889 | .078 | 1.98 |
| .000150 | 0.00381 | .070 | 1.78 |
| .000050 | 0.00127 | .068 | 1.73 |
| .000015 | 0.00038 | .065 | 1.65 |
| [IN] | MM | [IN] | MM |

CONVERSION TABLE

644061-1 SHOWN

| PLATING | POST NUMBER OMITTED | PART NUMBER |
|---|---|---|
| 13,14 | 2,5,7,10 & 12 | 3-644061-1 |
| 13,14 | 2,5,7,10 & 12 | 644061-1 |

THIS DRAWING IS A CONTROLLED DOCUMENT.

DIMENSIONS: INCHES

TOLERANCES UNLESS OTHERWISE SPECIFIED:
0 PLC ± -
1 PLC ± -
2 PLC ± -
3 PLC ± .005
4 PLC ± -
ANGLES ± -

MATERIAL 7

FINISH 7

METRIC

DWN S. HOOVER 07NOV02
CHK D. BOSSI 07NOV02
APVD D. BOSSI 07NOV02

PRODUCT SPEC —
APPLICATION SPEC —
WEIGHT —

Tyco Electronics
Tyco Electronics Corporation
Harrisburg, PA 17105-3608

NAME MTA-.156 HEADER ASSEMBLY, FRICTION LOCK, STRAIGHT, .045 SQUARE POST, .000015 GOLD, 14 POSITION, OMITTED POST

SIZE A1 | CAGE CODE 00779 | DRAWING NO C-644061 | RESTRICTED TO —

CUSTOMER DRAWING | SCALE 5:1 | SHEET 1 OF 1 | REV H