G1107

TABLE I							
DASH NO	A THREAD CLASS 2B	SHELL SIZE PER CONNECTOR MANUFACTURER					B DIA
		MIL-C-5015	NAS 1599	MIL-C-26500	CWL/QWL	MIL-C-22992 CWLD/QWLD 4	
3	1/2-28 UNEF	8S					5/8
5	.625-.5P-.1L-DS				10		3/4
6	5/8-24 UNEF	10S, 10SL					
7	11/16-24 UNEF		10	10			13/16
9	.750-.1P-.2L-DS				12	10	7/8
10	3/4-20 UNEF	12S, 12					
12	.875-.1P-.2L-DS				14	12	1.0
13	7/8-20 UNEF	14S, 14	12	12			
15	15/16-20 UNEF			14			1 1/16
18	1.000-.1P-.2L-DS				16	14	1 1/8
20	1-20 UNEF	16S, 16					
21	1 1/16-18 UNEF		16	16			1 3/16
22	1 1/16-20 UNS						
24	1.125-.1P-.2L-DS				18	16	1 1/4
25	1 1/8-18 UNEF	18					
27	1 3/16-18 UNEF		18	18			1 5/16
30	1.250-.1P-.2L-DS				20	18	1 3/8
31	1 1/4-18 UNEF	20					
36	1.375-.1P-.2L-DS				22	20	1 1/2
37	1 3/8-18 UNEF	22					
38	1 7/16-18 UNEF		22	22			1 9/16
39	1.500-.1P-.2L-DS				24	22	1 5/8
40	1 1/2-18 UNEF	24					
42	1 9/16-18 UNEF			24			1 11/16
43	1.750-.1P-.2L-DS				28	24	1 7/8
44	1 3/4-18 UNS	28					
45	1 13/16-16 UN			28			1 15/16
47	2.000-.1P-.2L-DS				32	28	2 1/8
48	2-18 UNS	32					
50	2.250-.1P-.2L-DS				36	32	2 3/8
51	2 1/4-16 UN	36					
54	2.500-.1P-.2L-DS				40	36	2 5/8
55	2 1/2-16 UN	40					
57	2.750-.1P-.2L-DS				44	40	2 7/8
58	2 3/4-16 UN	44					
60	3.000-.1P-.2L-DS				48	44	3 1/8
61	3-16 UN	48					

TABLE II	
SYM	FINISH DESCRIPTION
A	CADMIUM PLATE / BRIGHT DIP
B	CADMIUM PLATE / OLIVE DRAB
C	BLACK ANODIZE
D	CLEAR ANODIZE
E	GOLD IRIDITE
F	GRAY ANODIZE
G	HARD COAT
H	BLACK ANODIZE/OUTSIDE DIA. WITH CADMIUM PLATE/INSIDE DIAMETER
J	GOLD IRIDITE OVER CADMIUM PLATE OVER NICKEL PLATE
K	HARD CHROME
L	CADMIUM PLATE / BRIGHT DIP OVER ELECTROLESS NICKEL
M	ELECTROLESS NICKEL
N	CADMIUM PLATE / OLIVE DRAB OVER NICKEL PLATE
P	NICKEL PLATE
R	RED ANODIZE
S	GREEN ANODIZE
T	CADMIUM PLATE OVER NICKEL PLATE
W	LEACHED IRIDITE
Y	GOLD IRIDITE OVER CADMIUM PLATE
Z	SPECIAL PER PURCHASE ORDER
V	CADMIUM PLATE/OLIVE DRAB OVER ELECTROLESS NICKEL
NF	FUSED CADMIUM PLATE/OLIVE DRAB OVER NICKEL PLATE
U	CADMIUM PLATE / BLACK

TABLE III (SOLID RING)	
DASH NO	C DIA
8	.468
10	.593
12	.718
14	.844
16	.968
18	1.093
20	1.187
22	1.343
24	1.484
25	1.530
28	1.687
32	1.968
36	2.187
40	2.406
44	2.656
46	2.906
48	3.031

REVISIONS			
SYM.	DESCRIPTION	DATE	APPROVED
M	REVISED AND REDRAWN PER DCN 02348	8-14-75	G.C.
N	REVISED PER DCN 02535	4-5-76	G.C.
P	REVISED PER DCN 03276	9-7-78	W.A.
Q	REDRAWN AND REVISED PER DCN 08028	04-25-89	V.N.
R	REVISED PER DCN 13601	02/06/98	LUU
S	REVISED PER DCN 17859	5/08/01	J.P.

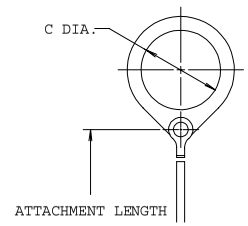

SOLID RING 3

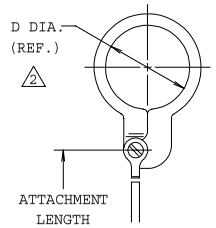

SPLIT RING 3

TABLE IV (SPLIT RING)	
DASH NO	D DIA 2
50	.425
52	.485
54	.640
56	.750
58	.890
60	1.015
62	1.095
64	1.130
66	1.250
68	1.350
70	1.375
72	1.485
74	1.625
76	1.750
78	1.875
80	1.980
82	2.060
84	2.235
86	2.310
88	2.475
90	2.655
92	2.810
94	3.045

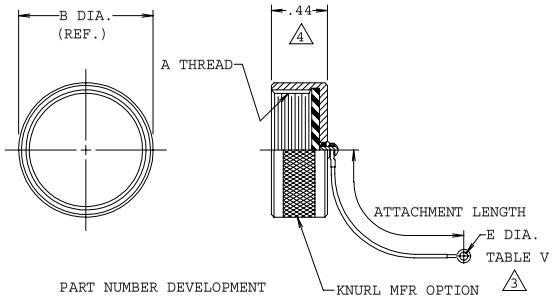

TABLE VI	
SYM	ATTACHMENT
B	BEAD CHAIN, BRASS, NICKEL PLATED, WITH TERMINAL
C	LINK CHAIN, BRASS, NICKEL PLATED, WITH CLEVIS TERMINAL
D	BEAD CHAIN, CRES, PASSIVATED, WITH TERMINAL
E	LINK CHAIN, CRES, PASSIVATED, WITH CLEVIS TERMINAL
F	WIRE ROPE, NYLON JACKET W/TERMINAL
H	WIRE ROPE, TEFLON JACKET W/TERMINAL
N	ATTACHMENT OMITTED
R	WIRE ROPE, PVC JACKET W/TERMINAL
T	WIRE ROPE, NO JACKET, W/TERMINAL
S	#8 SASH CHAIN, CRES, PASSIVATE

TABLE V	
DASH NO.	E DIA. LINK & BEAD CHAIN, WIRE ROPE
1	.140 D.010
2	.171 D.010
3	.187 D.010
4	.193 +.010 -.000
5	.156 D.010
6	.125 D.010

PART NUMBER DEVELOPMENT

EXAMPLE: G1107 - 36 B 9 - 1 A S

- BASIC NO.
- DASH NO., TABLE I
- ATTACHMENT SYMBOL, TABLE VI
- ATTACHMENT LENGTH IN INCHES, TOL: +1/2"
- DASH NO., TABLE III, IV OR V 3
- FINISH SYMBOL, TABLE II
- FLAT SEAL, SILICONE OMIT FOR NEOPRENE

NOTES:

1. ASSEMBLY IDENTIFIED WITH MANUFACTURER'S NAME AND P/N, SPACE PERMITTING.
2. MAX. DIA. MANDREL OVER WHICH ASSEMBLED RING WILL ROTATE FREELY.
3. IF RETAINING RING IS DESIRED, USE TABLE III (SOLID RING) OR TABLE IV (SPLIT RING). FOR CLEVIS ONLY, USE TABLE V.
4. THIS DIMENSION .75 MAX. FOR MIL-C-22992, QWL/CWL, QWLD/CWLD.
5. MATERIAL/FINISH:
   COVER-AL ALLOY/SEE TABLE II
   LOCK WASHER, NUT, SCREW - CRES/PASSIVATE
   RINGS, RIVETS - CRES/PASSIVATE.
   SEAL - SEE P/N DEVELOPMENT/N.A.
   ATTACHMENT TERMINUS ASSEMBLY - SEE TABLE VI

UNLESS OTHERWISE SPECIFIED
DIMENSIONS ARE IN INCHES
TOLERANCES:
FRACTIONS ± 1/16
DECIMALS .XX ±.03
.XXX ±.015
ANGLES ± 2°

DO NOT SCALE THIS DRAWING

DRAWN	V.NGUYEN	04-25-89
CHECK	G.BURGE	04-25-89
ENGR	P.OAKES	04-25-89

APPROVED

APPROVED

RELEASE DATE 04-25-89

ORIGINAL RELEASE DATE

GLENAIR, INC. CAD 1989

1211 AIR WAY - GLENDALE - CALIFORNIA 91201

COVER, PROTECTIVE, THREADED, FEMALE, FOR CONNECTORS, RECEPTACLE, PER TABLE I

CODE IDENT. NO.	SIZE		REV.
06324	C	G1107	S

B/F 7533 | P/C 660*S | NON REPARABLE COMMERCIAL ITEM | SCALE N/A | WEIGHT N/A | SHEET 1 OF 1

Mouser Electronics

Authorized Distributor

Click to View Pricing, Inventory, Delivery & Lifecycle Information:

Glenair:

G1107-24B3.5-4G