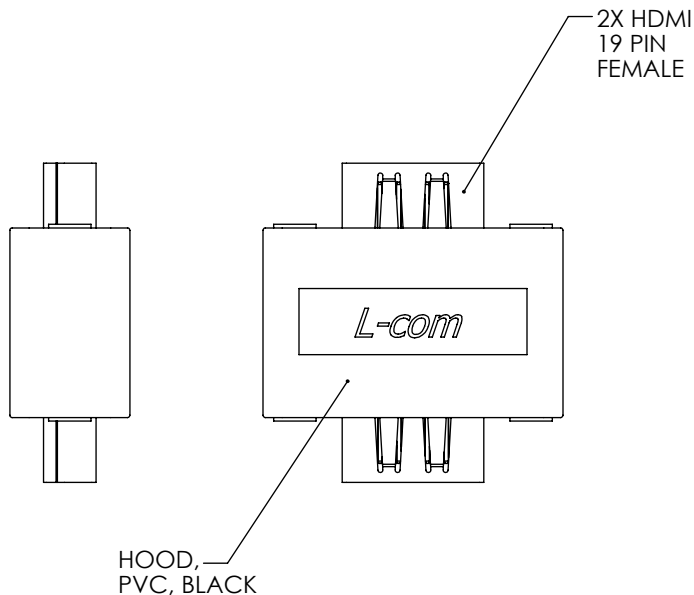
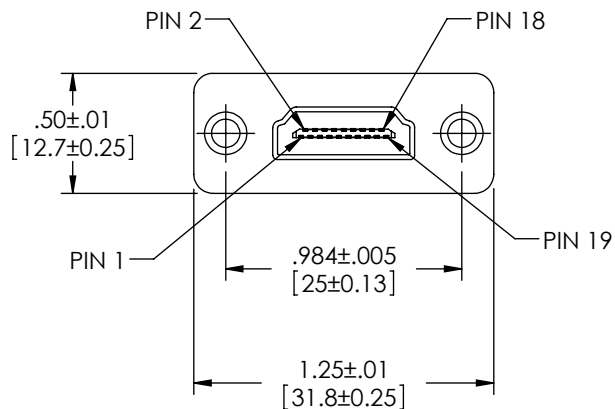
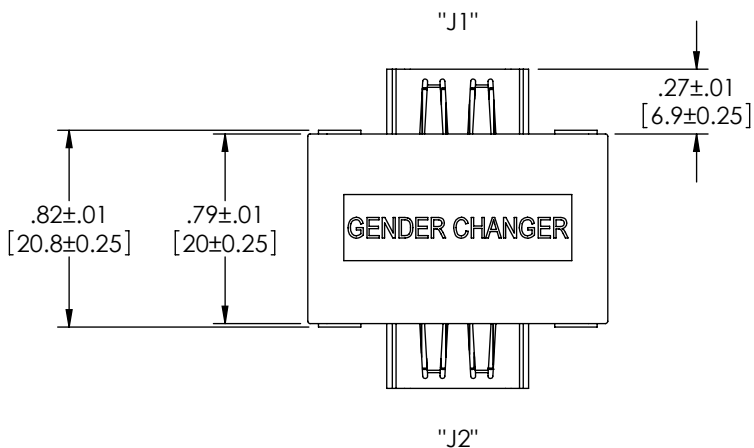
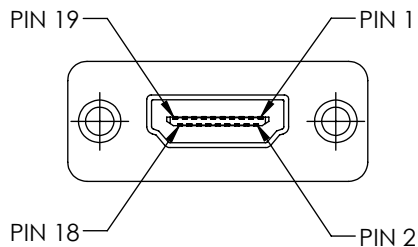


THE INFORMATION CONTAINED IN THIS DRAWING IS THE SOLE PROPERTY OF L-COM, INC. ANY REPRODUCTION IN PART OR WHOLE WITHOUT THE WRITTEN PERMISSION OF L-COM, INC. IS PROHIBITED.

REVISIONS			
REV	DESCRIPTION	DATE	APPROVED
A	INITIAL RELEASE	12/14/05	M.LAHEY
B	ECN#2273: CONTACTS ARE 30 INCHES GOLD OVER NICKEL	12/19/05	M.LAHEY
C	ECN 3759: CN RELEASE	12/15/08	D.CASTRO



"J1"	WIRE MAP	"J2"
1	_____	1
2	_____	2
3	_____	3
4	_____	4
5	_____	5
6	_____	6
7	_____	7
8	_____	8
9	_____	9
10	_____	10
11	_____	11
12	_____	12
13	_____	13
14	_____	14
15	_____	15
16	_____	16
17	_____	17
18	_____	18
19	_____	19
SHELL	_____	SHELL

NOTES:

1. ASSEMBLY SHALL BE TESTED FOR CONTINUITY.
2. ASSEMBLY SHALL BE INDIVIDUALLY PACKAGED IN A POLYBAG.

UNLESS OTHERWISE SPECIFIED, DIMENSIONS ARE IN INCHES [mm] OVERALL CABLE LENGTH TOLERANCE: ≤12 [305] = +1 [25] / -0 >12 [305] ≤60 [1524] = +2 [51] / -0 >60 [1524] ≤120 [3048] = +4 [102] / -0 >120 [3048] ≤300 [7620] = +6 [152] / -0 >300 [7620] = +5% / -0% ALL OTHER DIMENSIONAL TOLERANCES: .X = .3 .XX = .15 PROJECTION 	APPROVALS	DATE	 45 BEECHWOOD DRIVE NORTH ANDOVER, MA 01845	
	DRAWN BY M.LAHEY	12/14/05		
	CHECKED BY D.PARHAM	12/14/05	CATEGORY VIDEO	
	APPROVED BY R.CARRICK	12/14/05	PRODUCT DESCRIPTION HDMI F/F GENDER CHANGER	
CONFIGURATION DETAILS OF UNDIMENSIONED FEATURES MAY VARY		SIZE A	FSCM NO. 43321	DWG. NO. HDMIFF
COLOR VARIATIONS MAY OCCUR		SCALE: NONE	CAD FILE: HDMIFF.SLDDRW	REV. C
		SHEET 1 OF 1		