CODINGS

REAR VIEW HOUSING * CODING AERAS					
V2 M/N°	0988161018	0988161011	0988161016	0988161010	0988161015
COLOR	GREY	BLACK	BLUE	WHITE	GREEN
V1 M/N°	0988161118	0988161111	0988161116	0988161110	0988161115

MODIFICATIONS

REV.	DESCRIPTIONS	NAME	DATE
A	X-RELEASED	PBO	06/12/07
B	ADDED CONNECTORS V1 VERSION. DIM#5 REMOVED.	GD	26/01/12

ISO VIEWS V2

ISO VIEWS V1

V1 VERSION

V2 VERSION

REMIND (21.00 +0.29 -0.05)

26.0 ±0.2

OVERALL DIM TPA STAGGED = 24.15 MAX

RIGHT TO LEFT CODING = 20.00 +0.10 -0.05

UP TO DOWN CODINGS = 16.2

PITCH = 3.33

12.2 0 -0.2

19.3 +0.3 0

19.15 ±0.10

24.00 ±0.15

TPA RACE = 6.1 +0.1 -0.4

21.00 +0.20 -0.05

PROFIL V1

PROFIL V2

CODING SHOWN: GREY

P/N°: (V2) 0988161018

(V1) 0988161118

NOTES :

1 - USE 1.5 TERMINALS, 98897 SERIES (COMPATIBLE WITH SICMA)
2 - MATES WITH 096823101X
3 - APPLICATION SPECIFICATION : AS-98816-001
4 - PART WEIGHT: V2= 4.970 g , V1= 4.850 g

ID.	MARKING
12	SUPPLIER ACRONYM
11	CUSTOMER ACRONYM
9	MOLD IDENTIFICATION
8	TERMINAL CAVITY IDENTIFICATION
7	MATERIAL CODE
6	STAMP IDENTIFICATION
5	PART REVISION LEVEL
4	ASSEMBLY REVISION LEVEL
3	DATUM YEAR AND MONTH
2	ENGINEERING CONTROL ID
1	MOLEX MATERIAL NUMBER

ID.	QTY	DESIGNATION	COLOR	MATERIAL
B	1	SICMA RCPT CONN TPA ORN 10CKT	ORANGE	PBT
A	1	SICMA RCPT CONN UNSEALED 1.5 10CKT	WHITE	PBT
			BLACK	
			GREEN	
			BLUE	
			GREY	

ADDITION OF OPTION
EC NO: G2012-0110
DRWN:GDESBRUERES 2012/01/26
CHKD:JLDUCLOS 2012/02/03
APPR:OPLESSIS 2012/03/14
DESCRIPTION
REV
B

QUALITY SYMBOLS

GENERAL TOLERANCES (UNLESS SPECIFIED)

	mm	INCH
4 PLACES	± ---	± ---
3 PLACES	± ---	± ---
2 PLACES	± 0.05	± ---
1 PLACE	± 0.1	± ---
ANGULAR ± 2 °		

DRAFT WHERE APPLICABLE MUST REMAIN WITHIN DIMENSIONS

DIMENSION STYLE: MM ONLY
SCALE: 4:1
DESIGN UNITS: METRIC
FIRST ANGLE PROJECTION

DRAWN BY: PBOSQUAIN DATE: 2006/12/07
CHECKED BY: JDUCLOS DATE: 2006/12/08
APPROVED BY: LSTICKEIR DATE: 2006/12/08

TITLE: UCCA RCPT CONN UNSEALED 1.5 10CKT

MOLEX INCORPORATED

MATERIAL NO.: SEE CHART
DOCUMENT NO.: SD-98816-005
SHEET NO.: 1 OF 1
SIZE: A1

THIS DRAWING CONTAINS INFORMATION THAT IS PROPRIETARY TO MOLEX INCORPORATED AND SHOULD NOT BE USED WITHOUT WRITTEN PERMISSION

CODINGS

SCALE 2.5:1

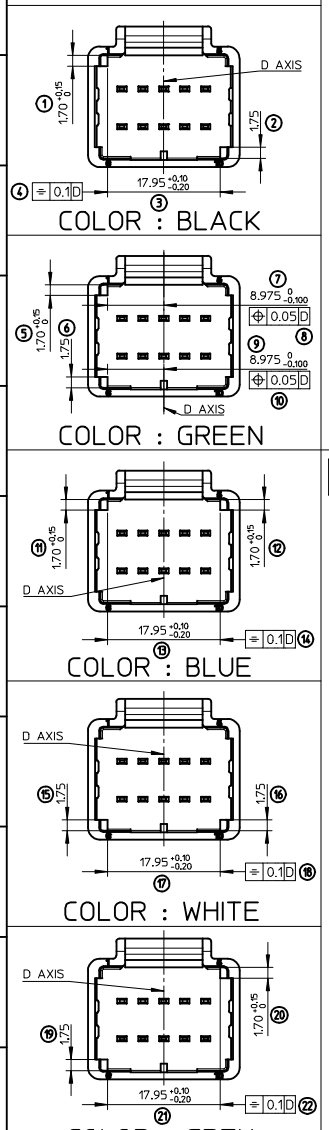

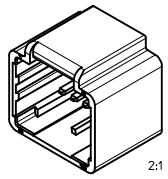

OVERALL DIMENSIONS

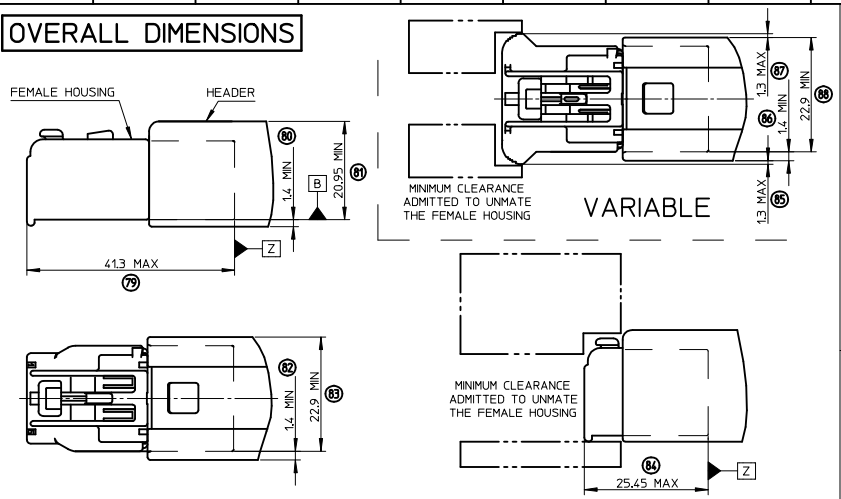

MALE TERMINALS POSITION

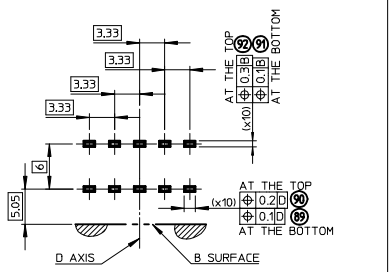

1.5 MALE TERMINAL DEFINITION

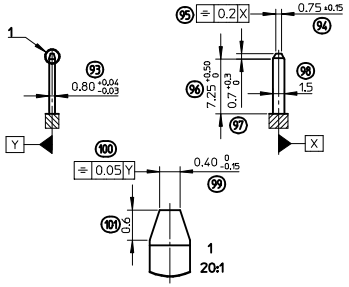

HEADER'S DEFINITION - GREY CODING REPRESENTED

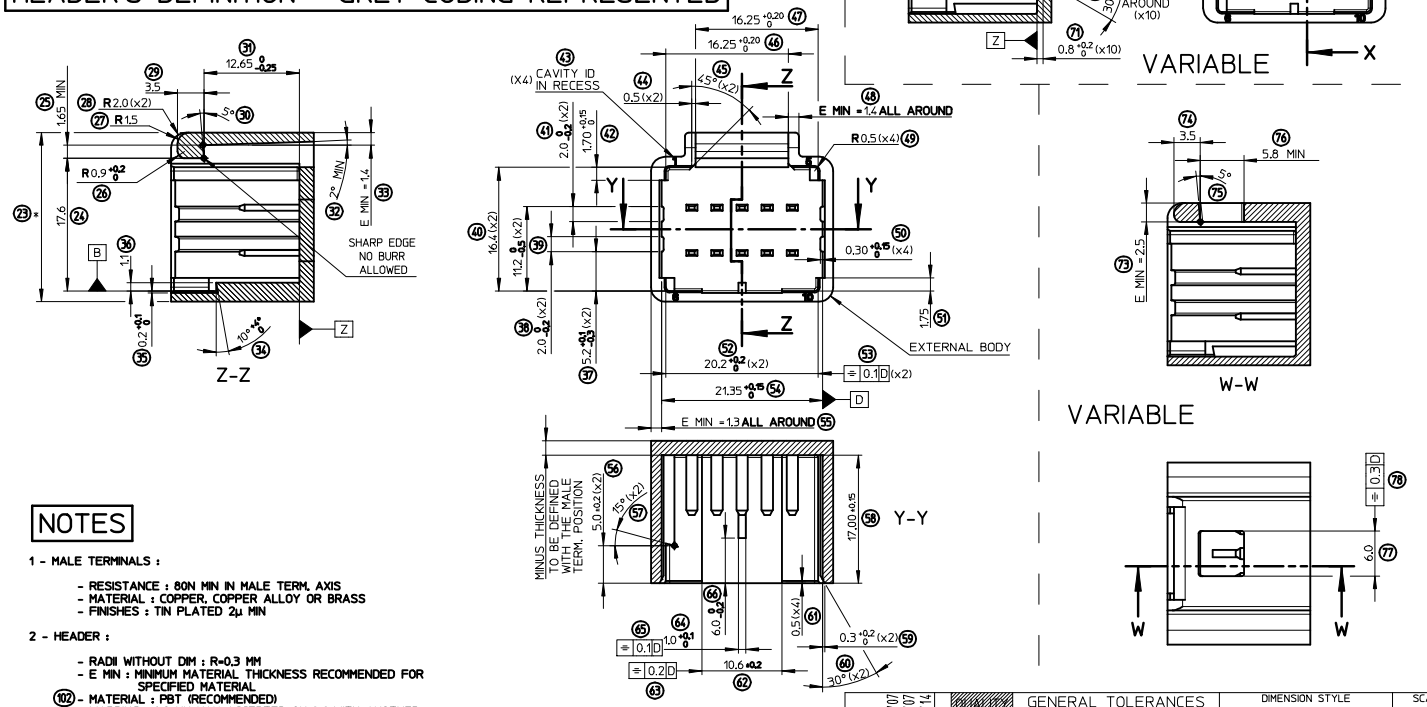

NOTES

1 - MALE TERMINALS :

- RESISTANCE : 80N MIN IN MALE TERM. AXIS
- MATERIAL : COPPER, COPPER ALLOY OR BRASS
- FINISHES : TIN PLATED 2µ MIN

2 - HEADER :

- RADII WITHOUT DIM : R=0.3 MM
- E MIN : MINIMUM MATERIAL THICKNESS RECOMMENDED FOR SPECIFIED MATERIAL
- (102) MATERIAL : PBT (RECOMMENDED)
- WARPING : 0.2 MM MAX ACCEPTED ON "*" WITH ANOTHER EXTERNAL SHAPE AS DRAWN WHEN PLUGGED

3 - MATES WITH : MOLEX CONNECTORS 98816-101X AND 98816-111X

INSPECTION BALLOON NUMBER LOG

PER DRAWING REVISION: A

LAST BALLOON NUMBER USED: 102

ADDED BALLOON NUMBERS: NONE

REMOVED BALLOON NUMBERS: NONE

REV	DESCRIPTION	
B	DIM UPDATED	
	EC NO: G2014-0222	
	DRWN:OPLESSIS	2014/05/07
	CHKD:LBARRETO	2014/05/07
	APPR:OPLESSIS	2014/05/14

QUALITY SYMBOLS

GENERAL TOLERANCES (UNLESS SPECIFIED)

	mm	INCH
4 PLACES	± ---	± ---
3 PLACES	± ---	± ---
2 PLACES	± 0.05	± ---
1 PLACE	± 0.1	± ---
0 PLACE	±	±
ANGULAR ± 2 °		

DRAFT WHERE APPLICABLE MUST REMAIN WITHIN DIMENSIONS

DIMENSION STYLE	MM ONLY
SCALE	3:1
DESIGN UNITS	METRIC
	FIRST ANGLE PROJECTION
DRAWN BY	DROGNERUD
DATE	1996/07/09
CHECKED BY	JDUCLOS
DATE	2007/12/13
APPROVED BY	OPLESSIS
DATE	2012/05/11
MATERIAL NO.	N/A
DOCUMENT NO.	SD-98816-006
SHEET NO.	1 OF 1
SIZE	A1

TITLE: 10W INTERFACE 1.5 TERM. (FOR FEMALE HOUSING)

molex

REV	DESCRIPTION
B	DIM.55: 1.3 min was 1.4 min. DIM.3, 13, 17 and 21: 17.95 +0.1/-0.2 was 17.95 0/-0.2
A	FIRST RELEASE

THIS DRAWING CONTAINS INFORMATION THAT IS PROPRIETARY TO MOLEX INCORPORATED AND SHOULD NOT BE USED WITHOUT WRITTEN PERMISSION