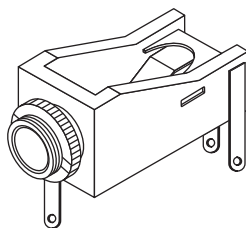


Phone Jack

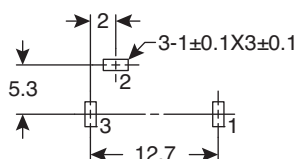
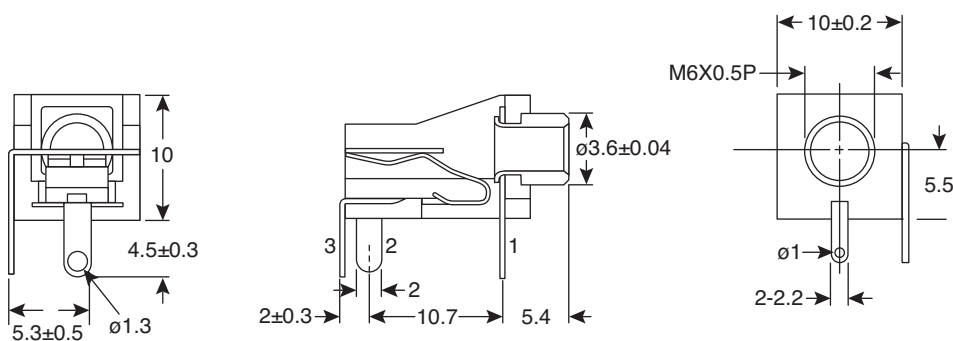
161-3400-EX

KOBI CONN

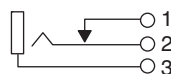
Phone Jack



161-3400-EX



PCB Hole Layout



Circuit Diagram

Dimensions: mm.
Tolerance: $\pm 0.12"$ (.3mm)
(except where noted)

SPECIFICATIONS	
Type:	3.5mm mono jack with switch
Contact resistance:	30m Ω max.
Insulation resistance:	100M Ω min. @ 500VAC
Breakdown voltage:	500VAC for 1 minute
Knurled nut:	$\phi 6 \times .5$ mm
RoHS Compliant by Exemption	

Date Last Revised: 08/19/09

Available from Mouser Electronics
1-800-346-6873 / www.mouser.com

KC-301374

Specifications are subject to change without notice. No liability or warranty implied by this information. Environmental compliance based on producer documentation.

161-3400-EX

Mouser Electronics

Authorized Distributor

Click to View Pricing, Inventory, Delivery & Lifecycle Information:

[Kobiconn:](#)

[161-3400-EX](#)