

Flush-type connector - SACC-SQ-M12MSB-5CON-20-L180 - 1456459

Please be informed that the data shown in this PDF Document is generated from our Online Catalog. Please find the complete data in the user's documentation. Our General Terms of Use for Downloads are valid (<http://phoenixcontact.com/download>)




Sensor/actuator flush-type plug, 5-pos. socket, M12, B-coded, front/square flange mounting, wave soldering

Why buy this product

- ✓ M12 PCB connector that can be soldered directly with integrated torsion protection and shield connection
- ✓ Easy PCB assembly: one-piece connectors for wave soldering
- ✓ Standard pin assignments for signal and power transmission with a uniform design-in design
- ✓ SPEEDCON fast locking system reduces cabling times



Key Commercial Data

| | |
|--------------|---|
| Packing unit | 10 STK |
| GTIN |  4 046356 617062 |
| GTIN | 4046356617062 |

Technical data

Ambient conditions

| | |
|---------------------------------|---|
| Ambient temperature (operation) | -25 °C ... 85 °C (Plug / socket) |
| | -40 °C ... 85 °C (without mechanical actuation) |
| Degree of protection | IP20 |

General

| | |
|-----------------------|--|
| Note | The electrical and mechanical data specified assume that the connector pair is correctly locked and mounted. If the connector is unlocked and if there is a danger of contamination, the connector must be sealed using a protective cap > IP54. Influences arising from litz wires, cables or PCB assembly must also be taken into consideration. |
| Rated current at 40°C | 4 A |
| Rated voltage | 60 V |
| Rated surge voltage | 1.5 kV |
| Number of positions | 5 |

Flush-type connector - SACC-SQ-M12MSB-5CON-20-L180 - 1456459

Technical data

General

| | |
|-----------------------------|--|
| Insulation resistance | ≥ 100 MΩ |
| Coding | B - inverse |
| Standards/regulations | M12 connector IEC 61076-2-101 |
| Signal type/category | Universal |
| Status display | No |
| Overvoltage category | II |
| Degree of pollution | 3 |
| Connection method | Solder pins |
| Insertion/withdrawal cycles | > 100 |
| Torque | 3 Nm ... 4 Nm (Installation-side) |
| Mounting type | Front mounting Square flange 20 mm side length |

Material

| | |
|--|------------------------------|
| Flammability rating according to UL 94 | V0 |
| Contact material | CuZn |
| Contact surface material | Au |
| Contact carrier material | PA 6.6 |
| Material, knurls | Zinc die-cast, nickel-plated |
| Sealing material | FKM |

Cable

| | |
|------------------------------------|---|
| Conductor cross section | 0.34 mm² |
| Conductor structure signal line | 7x 0.25 mm |
| Core diameter including insulation | 1.2 mm ±0.07 mm |
| Thickness, insulation | 0.21 mm |
| Standards/specifications | M12 connector IEC 61076-2-101 |
| Insulation resistance | ≥ 20 MΩ*km |
| Conductor resistance | ≤ 57.6 mΩ/m |
| Nominal voltage, cable | 300 V |
| Test voltage, cable | 2000 V AC |
| Ambient temperature (operation) | -40 °C ... 85 °C (cable, fixed installation) |
| | -25 °C ... 85 °C (cable, flexible installation) |

Standards and Regulations

| | |
|--|-----------------|
| Standard designation | M12 connector |
| Standards/regulations | IEC 61076-2-101 |
| Flammability rating according to UL 94 | V0 |

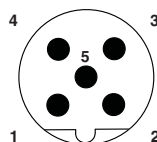
Environmental Product Compliance

| | |
|------------|---|
| China RoHS | Environmentally Friendly Use Period = 50 |
| | For details about hazardous substances go to tab "Downloads", Category "Manufacturer's declaration" |

Flush-type connector - SACC-SQ-M12MSB-5CON-20-L180 - 1456459

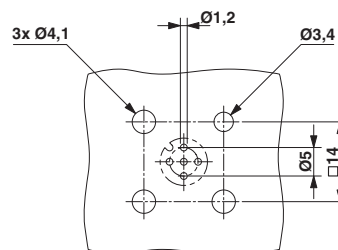
Drawings

Schematic diagram



Pin assignment M12 male connector, 5-pos., B-coded, male side

Drilling diagram



Approvals


Approvals


Approvals

cULus Recognized / EAC

Ex Approvals

Approval details

| | |
|---|-------|
| cULus Recognized  http://database.ul.com/cgi-bin/XYV/template/LISEXT/1FRAME/index.htm E221474-20140616 | |
| mm²/AWG/kcmil | 22-20 |
| Nominal current I _N | 4 A |
| Nominal voltage U _N | 60 V |

| | |
|---|---------|
| EAC  | B.01742 |
|---|---------|

Phoenix Contact 2018 © - all rights reserved
<http://www.phoenixcontact.com>

PHOENIX CONTACT GmbH & Co. KG
 Flachsmarktstr. 8
 32825 Blomberg
 Germany
 Tel. +49 5235 300
 Fax +49 5235 3 41200
<http://www.phoenixcontact.com>