

1575.42MHZ/1592~1608MHz; 25 x 25 x 4mm

GPS+GLONASS Patch Antenna

APAE1590R2540AKDB1-T

RoHS/RoHS II compliant



25.0 x 25.0 x 4.0mm

MSL level: Not Applicable

FEATURES:

- High Gain
- Compact Size and Low Profile
- Pin type
- RoHS Compliance

TYPICAL APPLICATIONS:

Automotive navigation, Marine buoys, Surveying equipment, Healthcare and medical monitoring devices, Cell phone, Laptop, PND, PDA

STANDARD SPECIFICATIONS:

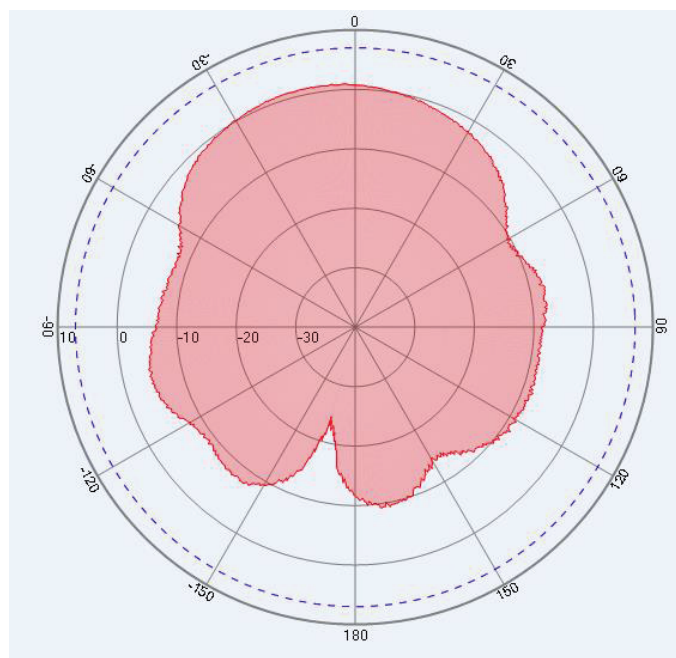
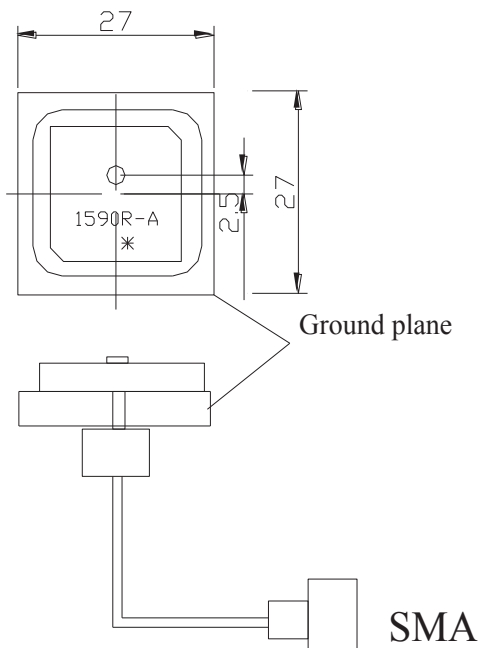
Parameters	Min.	Typ.	Max.	Units	Note
Nominal frequency		1575		MHz	GPS
	1598		1608	MHz	GLONASS
Center Frequency ^(*)	1597.5±3.0			MHz	(without tape on 27×27mm ground plane)
Return Loss	-7			dB	@ 1585 MHz
	-7			dB	@ 1610 MHz
Polarization Model	RHCP			----	(Right Hand Circular Polarization)
Impedance	50			Ω	
Permittivity	21				
Frequency Temperature Coefficient			20	ppm/°C	

^(*) Application environment, including size of ground plane will affect stated performance. Fine tuning might be required when installed on customer's PCB.

TEST CONDITIONS & TEST SETUP:

RADIATION PATTERN

Parts shall be measured under a condition (Temp.: 20±15°C, Humidity: 65±20% R.H.)



Measured at 1597MHz

1575.42MHZ/1592~1608MHz; 25 x 25 x 4mm GPS+GLONASS Patch Antenna

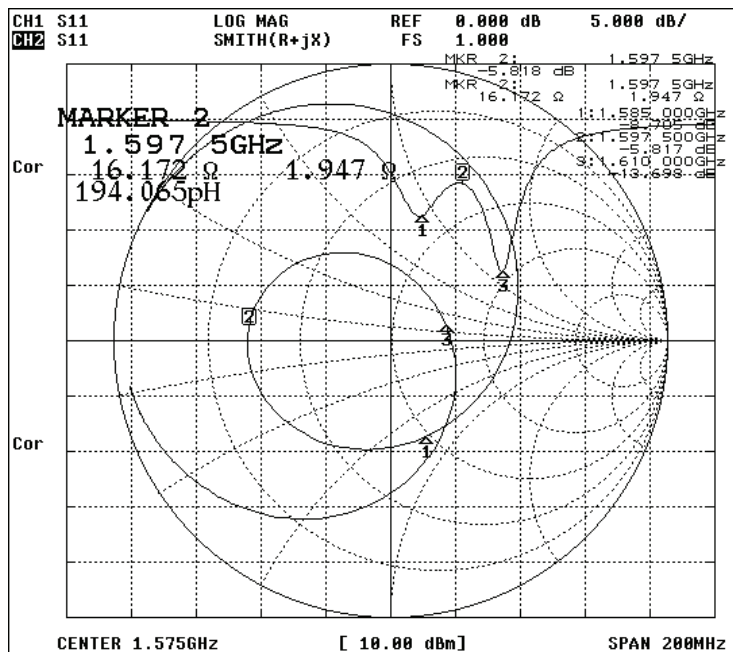
APAE1590R2540AKDB1-T

RoHS/RoHS II compliant

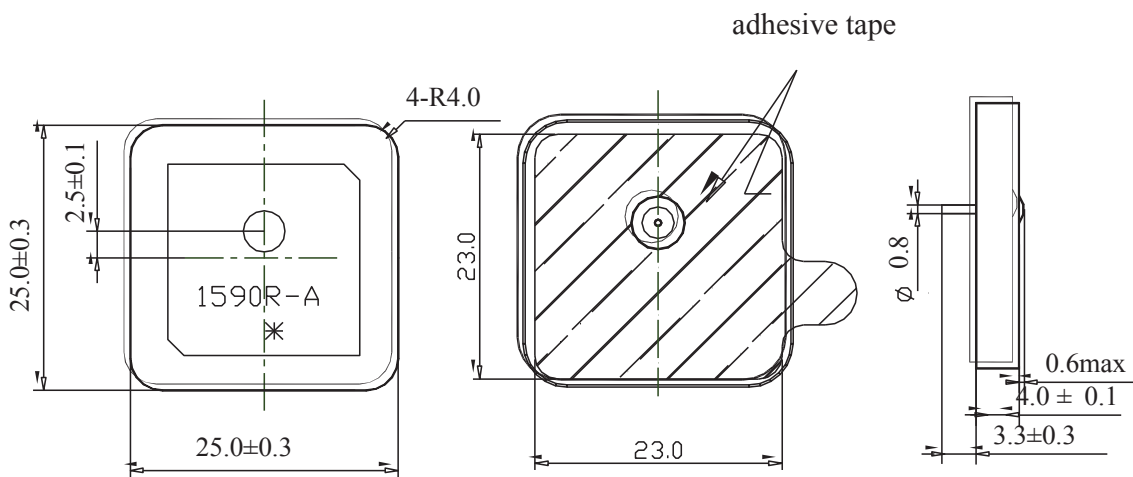


25.0 x 25.0 x 4.0mm

IMPEDANCE CHARACTERISTICS



OUTLINE DRAWING:



Dimension: mm

1575.42MHZ/1592~1608MHz; 25 x 25 x 4mm GPS+GLONASS Patch Antenna

APAE1590R2540AKDB1-T

RoHS/RoHS II compliant



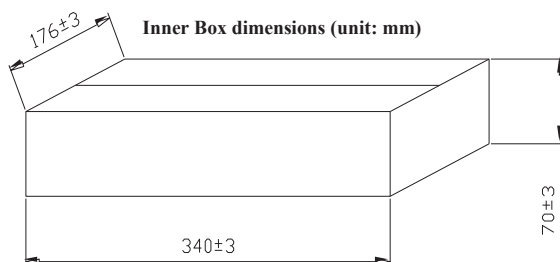
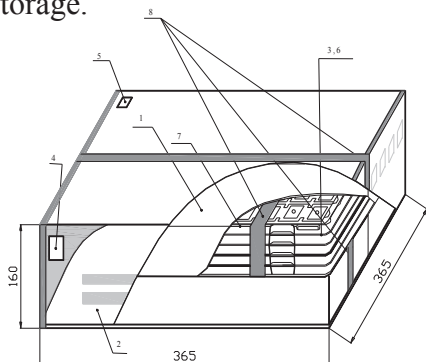
25.0 x 25.0 x 4.0mm

PACKAGING:

“T” is for a vacuum sealed tray containing 50 units.

1000 pieces is the suggested quantity containing 20-trays with 50-pcs per Tray.

NOTE: This product is vacuum packaged to reduce the possibility of oxidation and/or contamination during storage.



NO.	Name
1	Inner Box
2	Package
3	Vacuum Bag
4	Certificate of approval
5	Label
6	Cushion
7	Tray
8	Adhesive tape

CAUTION:

- (1) Do not apply excess mechanical stress to the component body or terminations. Do not attempt to re-form or bend the components as this will cause damage to the component.
- (2) Do not expose the component to open flame.
- (3) This specification applies to the functionality of the component as a single unit. Please insure the component is thoroughly evaluated in the application circuit.

NOTE:

- (1) The parts are manufactured in accordance with this specification. If other conditions and specifications which are required for this specification, please contact ABRACON for more information.
- (2) ABRACON will supply the parts in accordance with this specification unless we receive a written request to modify prior to an order placement.
- (3) In no case shall ABRACON be liable for any product failure from in appropriate handling or operation of the item beyond the scope of this specification.
- (4) When changing your production process, please notify ABRACON immediately.
- (5) ABRACON Corporation's products are COTS – Commercial-Off-The-Shelf products; suitable for Commercial, Industrial and, where designated, Automotive Applications. ABRACON's products are not specifically designed for Military, Aviation, Aerospace, Life-dependant Medical applications or any application requiring high reliability where component failure could result in loss of life and/or property. For applications requiring high reliability and/or presenting an extreme operating environment, written consent and authorization from ABRACON Corporation is required. Please contact ABRACON Corporation for more information.
- (6) All specifications and Marking will be subject to change without notice.

ATTENTION: Abracon Corporation's products are COTS – Commercial-Off-The-Shelf products; suitable for Commercial, Industrial and, where designated, Automotive Applications. Abracon's products are not specifically designed for Military, Aviation, Aerospace, Life-dependant Medical applications or any application requiring high reliability where component failure could result in loss of life and/or property. For applications requiring high reliability and/or presenting an extreme operating environment, written consent and authorization from Abracon Corporation is required. Please contact Abracon Corporation for more information.

ABRACON IS
ISO9001:2008
CERTIFIED



2 Faraday, Suite# B | Irvine | CA 92618 **Revised: 08.20.15**
Ph. 949.546.8000 | Fax. 949.546.8001
Visit www.abracon.com for Terms and Conditions of Sale