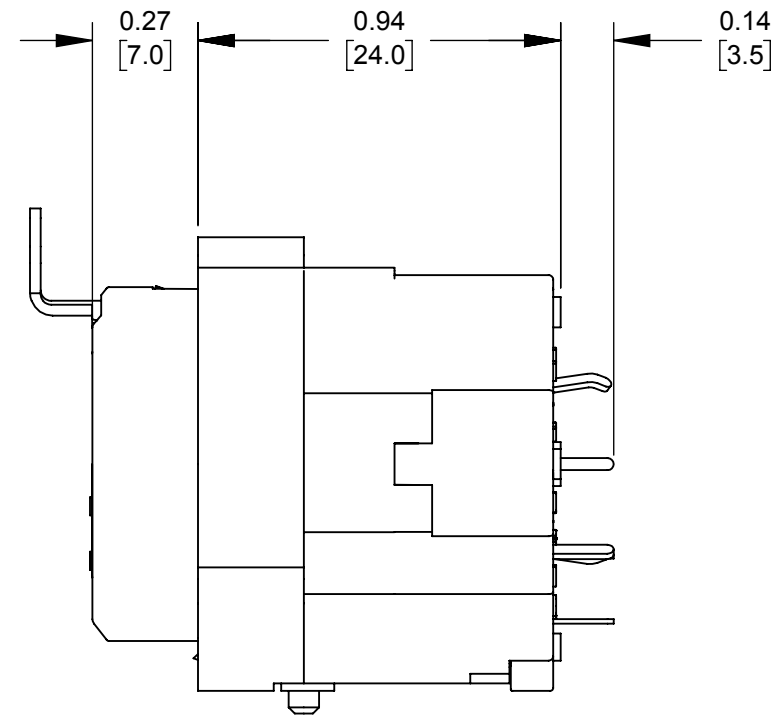
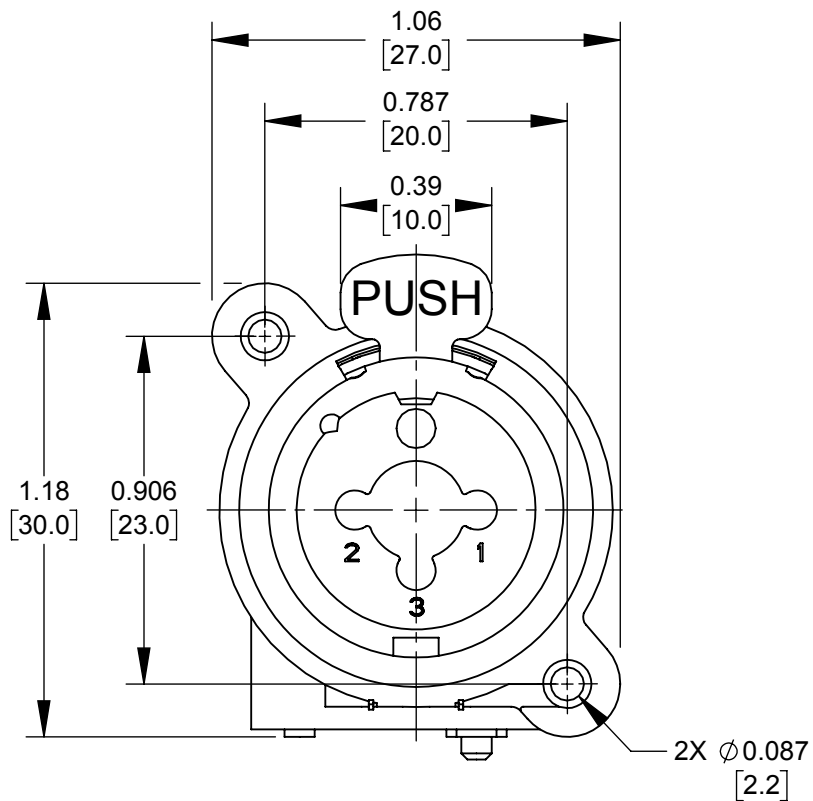
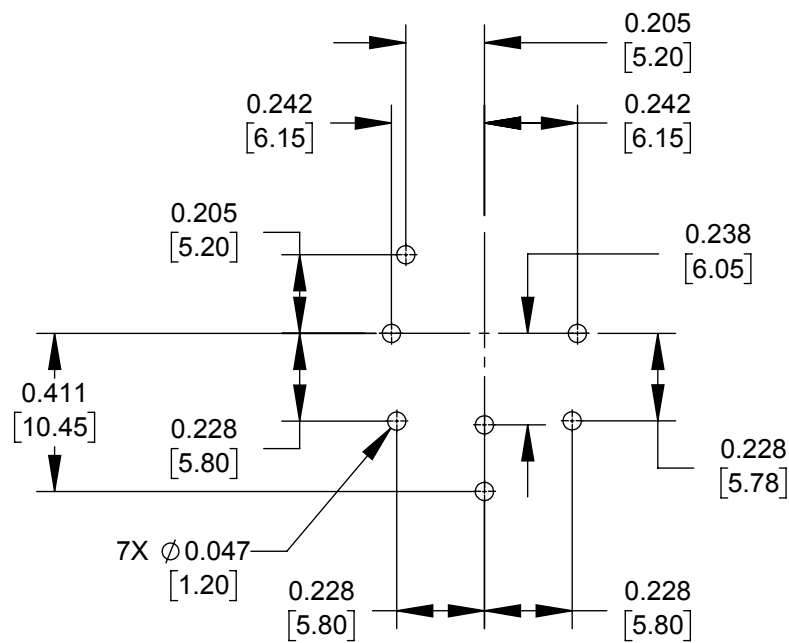


PANEL CUT OUT (FRONT SIDE)

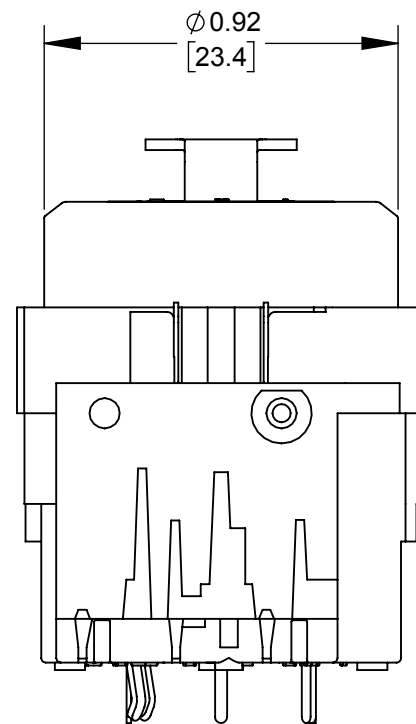


NOTES:

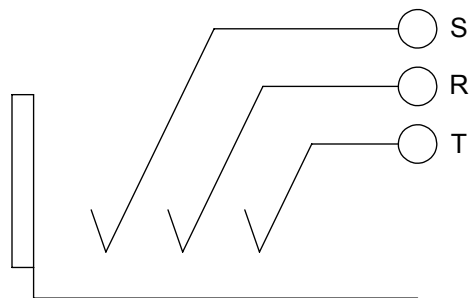
- MATERIALS:
HOUSING - BLACK THERMOPLASTIC
CONTACTS - COPPER ALLOY GOLD PLATED
PUSH BUTTON/SPRING - COPPER ALLOY NICKEL PLATED
GROUND SPRING - COPPER ALLOY SILVER PLATED
- OPERATING SPECS:
OPERATING/STORAGE TEMP: -30 °C TO 80 °C
RATED VOLTAGE/RATE CURRENT: 50V/7.5A
INSULATION RESISTANCE: 1/4 JACK: 100MΩ, XLR: INTIAL 2GΩ,
AFTER DAMP HEAT:>0.5GΩ
CONTACT RESISTANCE: **1/4 JACK:** 50mΩ,
XLR: 30mΩ
DIELECTRIC STRENGTH: **1/4 JACK:** 0.5mA, AC 500V.
XLR: 0.5mA, AC 500V
LIFE: **1/4 JACK:** 2,000 CYCLES,
XLR: 1000 CYCLES
- THIS PRODUCT IS RoHS COMPLIANT



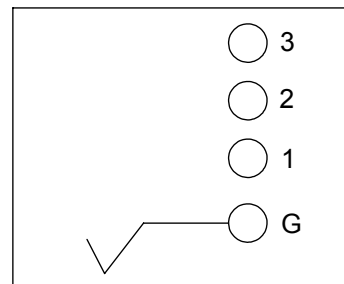
PCB-LAYOUT
COMPONENT SIDE



JACK SCHEMATIC



XLR SCHEMATIC



REV	ECO NUMBER	DATE	BY	APVD
A	27996	2/8/18	TJK	TJK

UNLESS OTHERWISE SPECIFIED				
1. ALL DIMENSIONS IN INCHES [mm]				
- TWO PLACE DECIMALS ±0.02 [0.5]				
- THREE PLACE DECIMALS ±0.005 [0.13]				

THIS DRAWING DESCRIBES A DESIGN CONSIDERED PROPRIETARY IN NATURE, DEVELOPED AND MANUFACTURED BY SWITCHCRAFT INC. AND IS RELEASED ON A CONFIDENTIAL BASIS FOR IDENTIFICATION PURPOSES ONLY.									
SIZE		WIDTH		MULT		LBS/M		TEMPER	
FINISH SPEC No.					MATERIAL SPEC No.				
FIRST USED ON				SCALE 2:1		Switchcraft®			
DATE DRAWN	BY	CHKD	APVD						
1/8/17	AB	AB	TJK						
		1/8/17	2/16/18		SHEET 1 OF 1				
NAME 1/4" PLUG AND 3 PIN XLR, COMBO JACK, STRAIGHT PC, RoHS					PART No. PXCST				REV A

CUSTOMER DRAWING