


### 6 mm Square Thin Type Double-action SMD Light Touch Switches

Type: **EVQPR/EVQQ0/EVQ3PR**



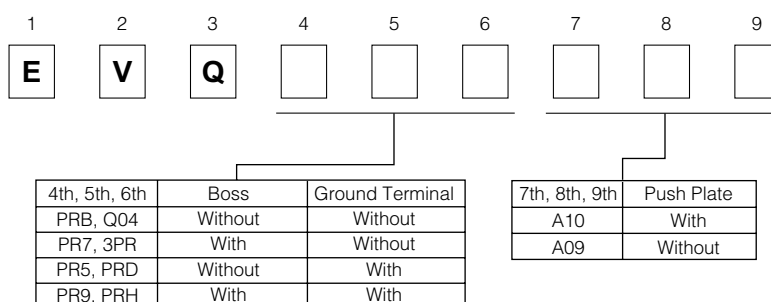
#### ■ Features

- External dimensions : 6.0 mm×6.0 mm,  
Height : 0.9 mm (Without push plate)  
0.95 mm (With push plate)
- Wide selection of double action operating variations  
With push plate : 1st 0.7 N, 2nd 2.6 N  
Without push plate : 1st 1.0 N, 2nd 2.6 N
- Wide selection of double action operating variations

#### ■ Recommended Applications

- Camera function  
(Digital still cameras, Camcorders, Mobile phones, etc.)
- Operating switches for menu scrolling and confirmation for portable equipment.


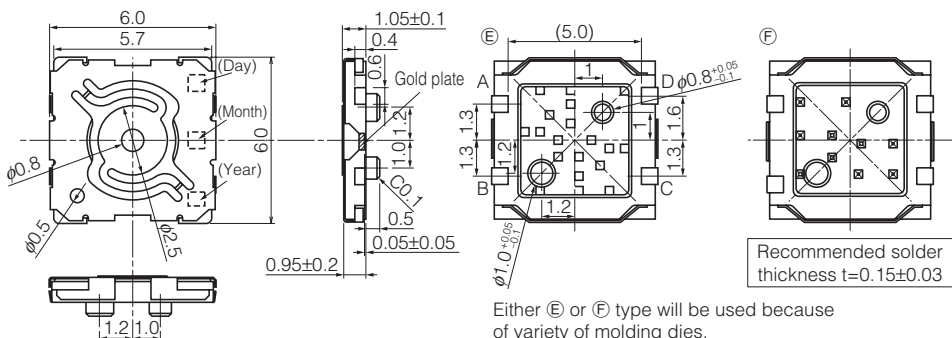
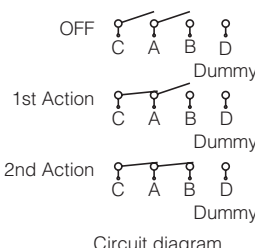
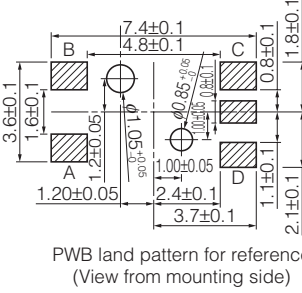

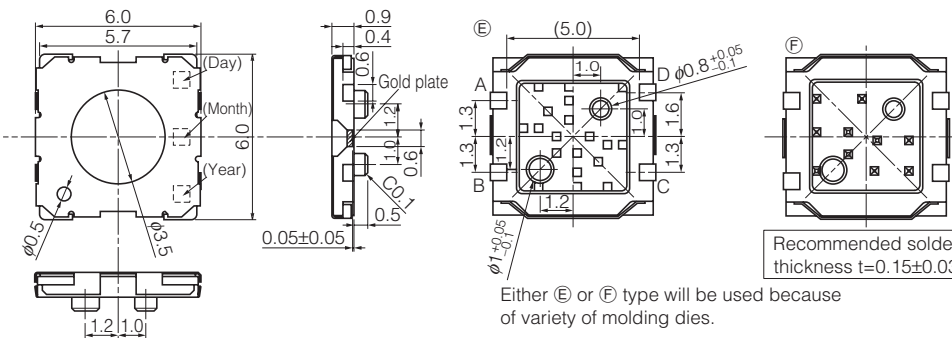
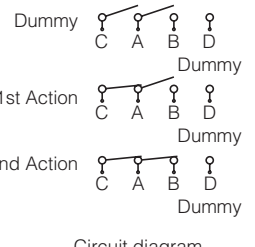
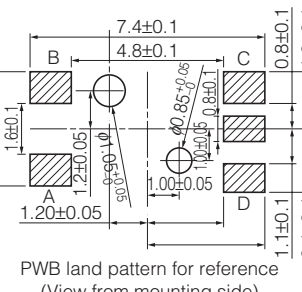
#### ■ Explanation of Part Numbers



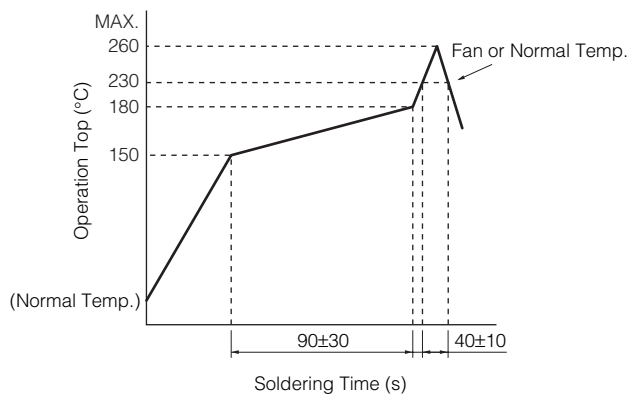
#### ■ Specifications

Type		Snap action/Push-on type SPDT	
Push Plate type		With Push Plate	Without Push Plate
Electrical	Rating	10 $\mu$ A 2 Vdc to 20 mA 15 Vdc (Resistive load)	
	Contact Resistance	100 m $\Omega$ max.	
	Insulation Resistance	50 M $\Omega$ min.	
	Dielectric Withstanding Voltage	100 Vac for 1 minute	
	Bouncing	3 ms max. (ON) 20 ms max. (OFF)	
Mechanical	Operating Force	1st : 0.7 N	1st : 1.0 N
		2nd : 2.6 N	2nd : 2.6 N
	Travel	1st: 0.4 mm	2nd: 0.6 mm
Endurance	Operating Life	30000 cycles min.	
Operating Temperature		-20 °C to +70 °C	
Storage Temperature		-40 °C to +85 °C (Bulk)	
		-20 °C to +60 °C (Taping)	
Minimum Quantity/Packing Unit		5000 pcs. Embossed Taping (Reel Pack)	
Quantity/Carton		25000 pcs.	

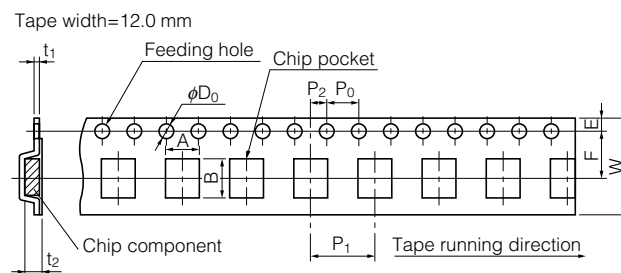
### ■ Dimensions in mm (not to scale)

No. 1						
With Push Plate						
EVQQ0 EVQPR						
(Mounting base with Boss) (With ground terminal)						
						
						
		Either ⑤ or ⑥ type will be used because of variety of molding dies.				
						
		Circuit diagram				
						
		PWB land pattern for reference (View from mounting side)				
Part Numbers		Ground Terminal	Boss	Operating Force	Height	Operating Life
EVQQ04A10		Without	Without	1st/0.7 N, 2nd/2.6 N	0.95 mm	30000 cycles
EVQPR7A10		Without	With	1st/0.7 N, 2nd/2.6 N	0.95 mm	30000 cycles
EVQPR5A10		With	Without	1st/0.7 N, 2nd/2.6 N	0.95 mm	30000 cycles
EVQPR9A10		With	With	1st/0.7 N, 2nd/2.6 N	0.95 mm	30000 cycles
No. 2						
Without Push Plate						
EVQPR EVQ3PR						
(Mounting base with Boss) (With ground terminal)						
						
						
		Either ⑤ or ⑥ type will be used because of variety of molding dies.				
						
		Circuit diagram				
						
		PWB land pattern for reference (View from mounting side)				
Part Numbers		Ground Terminal	Boss	Operating Force	Height	Operating Life
EVQPRBA09		Without	Without	1st/1.0 N, 2nd/2.6 N	0.9 mm	30000 cycles
EVQ3PRA09		Without	With	1st/1.0 N, 2nd/2.6 N	0.9 mm	30000 cycles
EVQPRDA09		With	Without	1st/1.0 N, 2nd/2.6 N	0.9 mm	30000 cycles
EVQPRHA09		With	With	1st/1.0 N, 2nd/2.6 N	0.9 mm	30000 cycles

### ■ Recommended Reflow Soldering Conditions



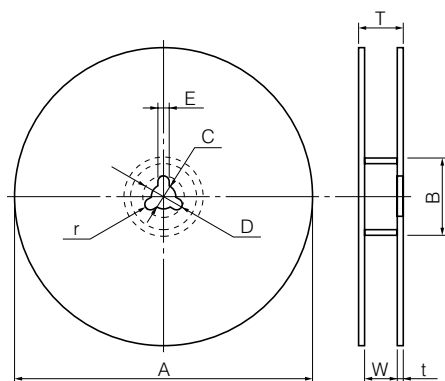
### ● Embossed Carrier Taping



Unit: mm

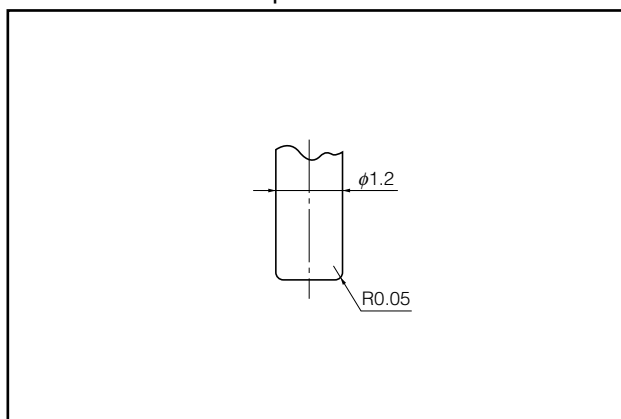
Part No.	Height	A	B	W	F	E	$P_1$	$P_2$	$P_0$	$D_0$ Dia.	$t_1$	$t_2$
EVQPR/Q0/3PR	0.9, 0.95	$6.3 \pm 0.3$	$6.3 \pm 0.3$	$12.0 \pm 0.3$	$5.50 \pm 0.15$	$1.75 \pm 0.15$	$8.00 \pm 0.15$	$2.00 \pm 0.15$	$4.00 \pm 0.15$	$1.5^{+0.1}_{-0.1}$	$0.30 \pm 0.05$	$1.7^{+0.2}_{-0.1}$

### ● Standard Reel Dimensions in mm (not to scale)

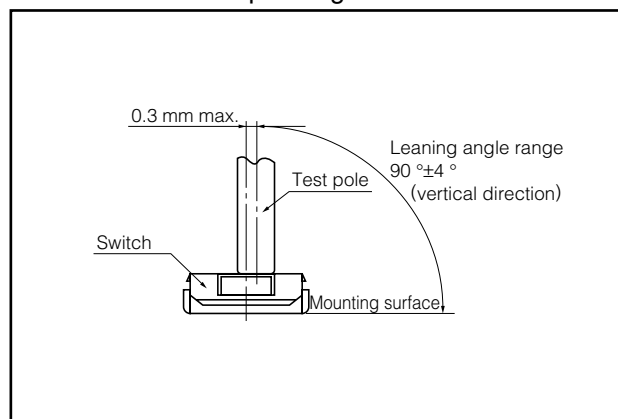


Item	A	B	C	D	E
Rate (mm)	$\phi 380.0 \pm 2.0$	$\phi 80.0 \pm 1.0$	$\phi 13.0 \pm 0.2$	$\phi 21.0 \pm 0.8$	$2.0 \pm 0.5$
Item	W	T	t	r	
Rate (mm)	$13.5 \pm 1.0$	$17.5 \pm 1.0$	1.0 to 3.0	$1.0 \pm 0.5$	

### ■ Recommended Shape of Test Pole



### ■ Recommended Operating Conditions



# Mouser Electronics

Authorized Distributor

Click to View Pricing, Inventory, Delivery & Lifecycle Information:

Panasonic:

[EVQ-PR3A10](#) [EVQ-PRBA09](#) [EVQ-PRDA09](#) [EVQ-PRHA09](#)