


Precision Metal Film Resistors

Provisional

PR Series

- **Low cost precision resistors**
- Tolerances down to $\pm 0.1\%$
- TCR down to $15\text{ppm}/^\circ\text{C}$
- Available with formed leads



Electrical Data

		PR4	PR5
Power rating at 70°C	watts	0.25	0.5
Resistance range	ohms	100 to 1M	
Limiting element voltage	volts dc or ac peak	250	350
TCR (20 °C – 70 °C)	ppm/°C	15, 25, 50	
Resistance Tolerance	%	0.1, 0.25, 0.5, 1	
Standard Values		E24, E96	
Thermal Impedance	°C/watt	140	112
Ambient temperature range	°C	-55 to +155	

Table of Resistance Restrictions

TCR ppm/°C	Tolerance %			
	0.1	0.25	0.5	1
15	100R – 240K			
25	100R – 240K	100R – 500K	100R – 1M	
50				

General Note

Welwyn Components reserves the right to make changes in product specification without notice or liability. All information is subject to Welwyn's own test data and is considered accurate at time of print.


Issue D - 05.08

©Welwyn Components Limited

Welwyn Electronics Park, Bedlington, Northumberland, NE22 7AA, England. Tel: 01670 822181 Fax: 01670 829465 Web: www.welwyn-tt.com

Physical Data

Dimensions (mm) & Weight (g)							
Type	L max	D max	f min	d nom	PCB mount centres	Min bend radius	Wt. nom
PR4	6.2	2.5	21	0.6	10.2	0.6	0.3
PR5	9.0	3.6	19.6	0.8	12.7	1.2	0.5



Construction

The resistance element is a precisely controlled thin film of metal alloy sputtered on to a high purity ceramic core, protected by a moisture-resistant, high dielectric strength coating applied so that terminations remain completely clear. This permits a well defined body length (clean lead to clean lead dimension L).

Marking

25ppm/°C grade resistors are colour coded with 5 bands for value and tolerance. For other grades a 6th band is added for the TCR. This is red for 50ppm/°C and orange for 15ppm/°C. IEC 62 colours are used.

Solvent Resistance

The body protection and marking are resistant to all normal industrial cleaning solvents suitable for printed circuits.

Terminations

Material: Solder-coated copper wire
Strength: The terminations meet the requirements of IEC 68.2.21
Solderability: The terminations meet the requirements of

Performance Data

		Maximum
Load: 1000hrs at 70°C	ΔR%	0.5
Derating from rated power at 70°C		zero at 155°C
Short term overload	ΔR%	0.25
Climatic	ΔR%	0.5
Climatic category		55/125/56
Long term damp heat	ΔR%	0.5
Temperature rapid change	ΔR%	0.25
Resistance to solder heat	ΔR%	0.25
Vibration and bump	ΔR%	0.1
Insulation resistance	ohms	> 1G
Voltage proof	volts	700 min

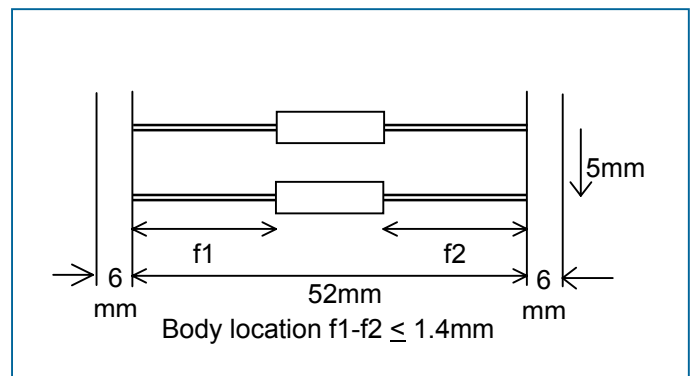
Packaging

All PR resistors are supplied tape packed ready for loading on to automatic sequencing and insertion machines.

Components wires will not protrude beyond the outside edge of the tapes.

Alternative packaging is available by request.

Lead formed resistors can also be supplied. Standard options of Lancet, Radial and Goalpost forming are available.



General Note

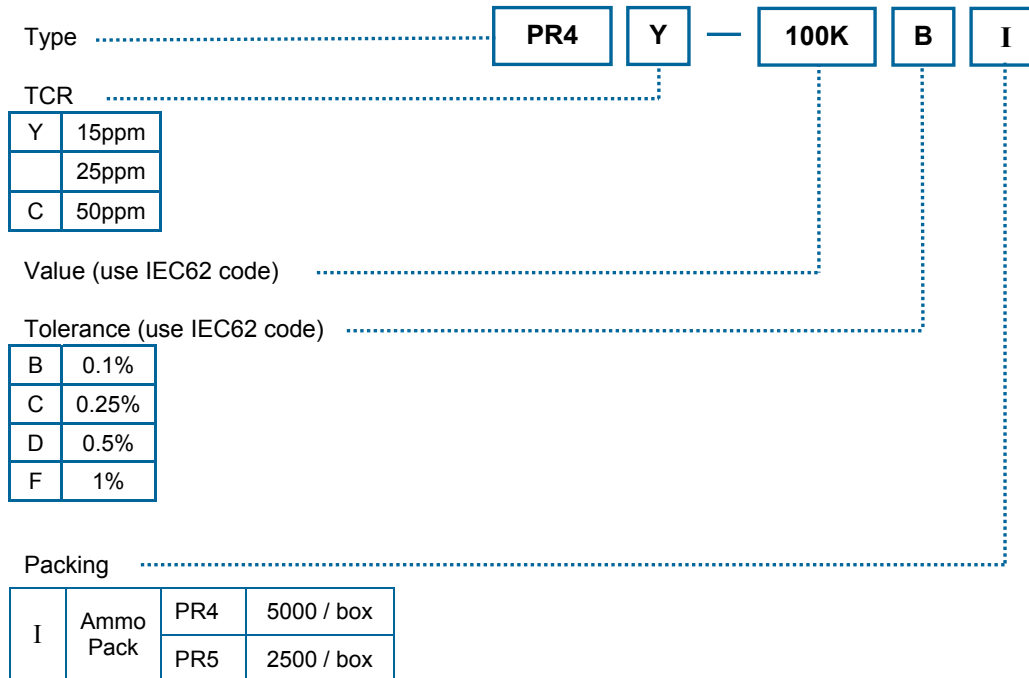
Welwyn Components reserves the right to make changes in product specification without notice or liability. All information is subject to Welwyn's own test data and is considered accurate at time of print.

©Welwyn Components Limited Issue B 05.06

Welwyn Electronics Park, Bedlington, Northumberland, NE22 7AA, England. Tel: 01670 822181 Fax: 01670 829465 Web: www.welwyn-tt.com

Ordering Procedure

Example: PR4 with a TCR of 15ppm/°C at 100 kilohms and 0.1% tolerance and packed in an ammo box with a standard quantity of 5000pcs



General Note

Welwyn Components reserves the right to make changes in product specification without notice or liability. All information is subject to Welwyn's own test data and is considered accurate at time of print.

©Welwyn Components Limited Issue B 05.06

Welwyn Electronics Park, Bedlington, Northumberland, NE22 7AA, England. Tel: 01670 822181 Fax: 01670 829465 Web: www.welwyn-tt.com