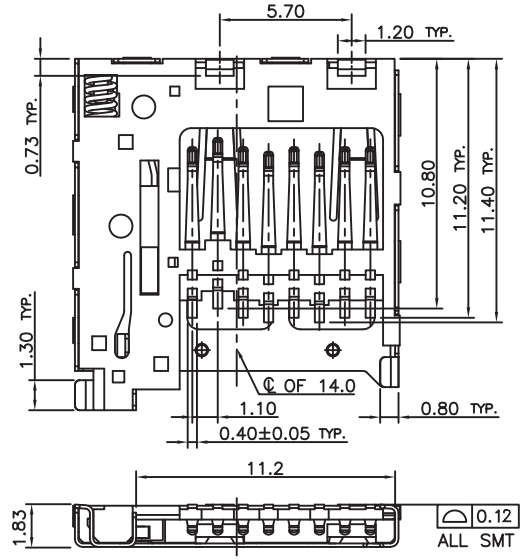

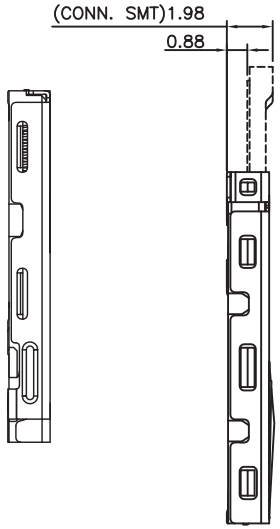

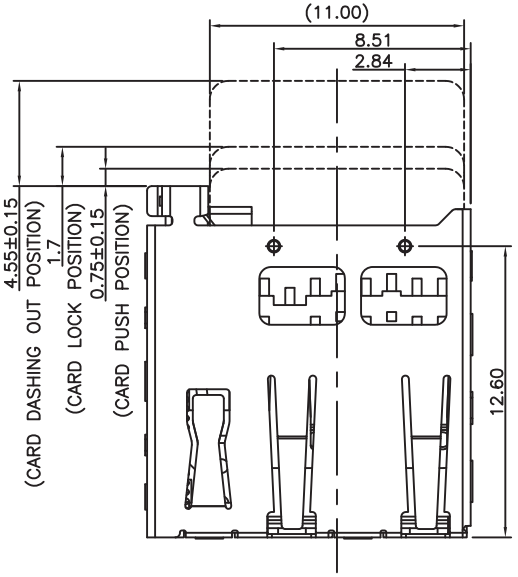

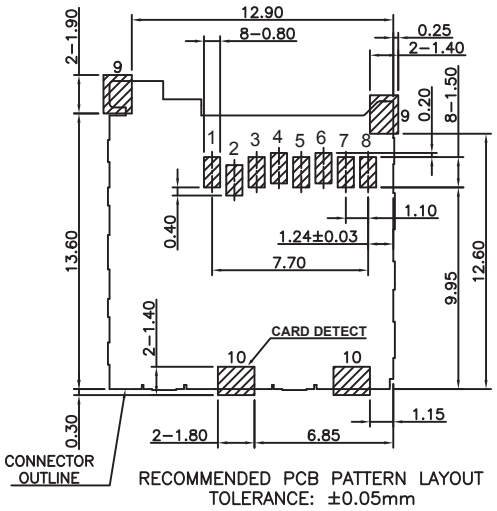

RECOMMENDED PCB PATTERN LAYOUT
TOLERANCE: ±0.05mm

Card detection switch	
Card removed	Card inserted
CLOSE	OPEN
9 10	9 10

TECHNICAL CHARACTERISTICS

MATERIAL
INSULATOR: LCP
FLAMABILITY RATING: UL94-V0
COLOR: BLACK
CONTACT MATERIAL: COPPER ALLOY
CONTACT TYPE: STAMPED
CONTACT PLATING: SELECTIVE GOLD
SHIELDING: STAINLESS STEEL
QUALITY CLASS: 10000 MATING CYCLES

ENVIRONMENTAL
OPERATING TEMPERATURE: -25 UP TO 85°C
COMPLIANCE: LEAD FREE AND ROHS

ELECTRICAL
CURRENT RATING: 0.5A
WORKING VOLTAGE: 100VAC
INSULATOR RESISTANCE: >1000 MOHM
DIELECTRIC WITHSTANDING VOLTAGE: 500VAC/MN
CONTACT RESISTANCE: 100 mOHM MAX

SOLDERING
REFLOW PROCESS ONLY

PACKAGING
TAPE & REEL

PIN No	NAME	DESCRIPTION
1	DAT2	Connector data line 2
2	CD/DAT3	CARD DETECTION
3	CMD	COMMAND/ANSWER
4	Vdd	VOLTAGE
5	CLK	CLOCK
6	Vss	GND
7	DAT0	Connector data line 0
8	DAT1	Connector data line 1

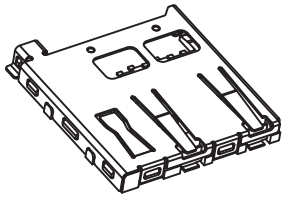

RoHS Compliant

REV	DATE	FILE	BY
E	25-MAY-12	SWITCH	GG
D	27-MAR-12	PINNING	QL
C	12-FEB-12	TKP	GG
B	10-JAN-12	CARD DETECT	GG
A	11-AUG-31	PDF	GG

PROJECTION:

GENERAL TOLERANCE
.X = +/_ 0.2
.XX = +/_ 0.15

APPROVAL: RJ

UNIT: MM
SCALE:
SHEET: 1/2
DRAW: VICKY

WÜRTH ELEKTRONIK

DESCRIPTION: Micro SD Card Connector - Push & Push - With Card Detection 8 pins

WERI PART NO: 693 071 010 811

SIZE **A4**

1	2	3	4	5

PULL OUT DIRECTION

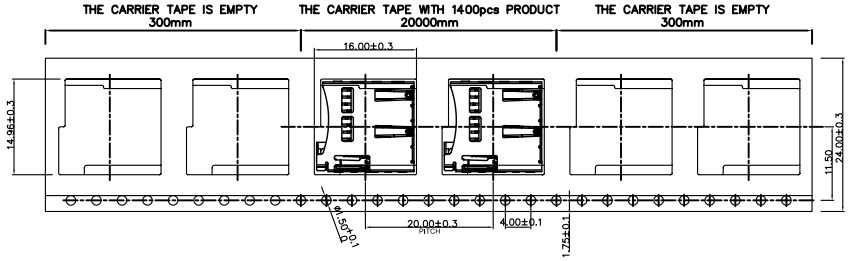

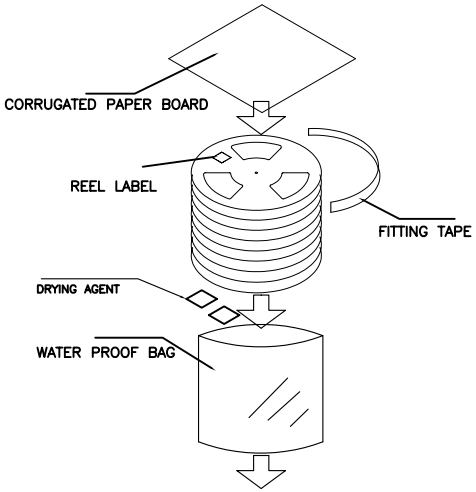

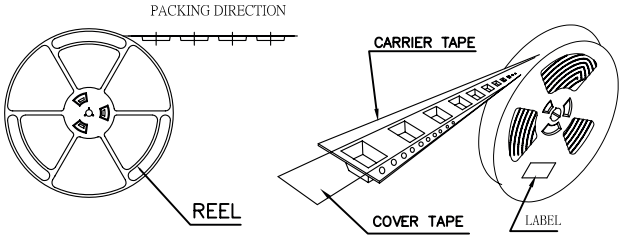

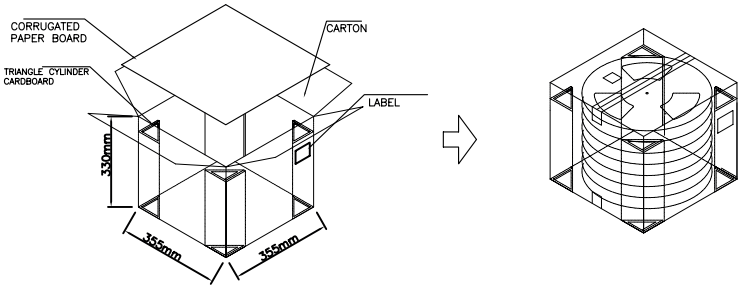

1400PCS/Reel, 9800 PCS/Carton.

RoHS Compliant

REV	DATE	FILE	BY

PROJECTION:

GENERAL TOLERANCE
.X = +/_ 0.2
.XX = +/_ 0.15

WÜRTH ELEKTRONIK

APPROVAL: RJ

UNIT: MM
SCALE:
SHEET: 2/2
DRAW: VICKY

DESCRIPTION: Micro SD Card Connector - Push & Push - With Card Detection 8 pins

WERI PART NO: 693 071 010 811

SIZE **A4**

A B C D