PRODUCT NUMBER
SEE TABLE AND NOTES 1 & 2 ONSHEET 3

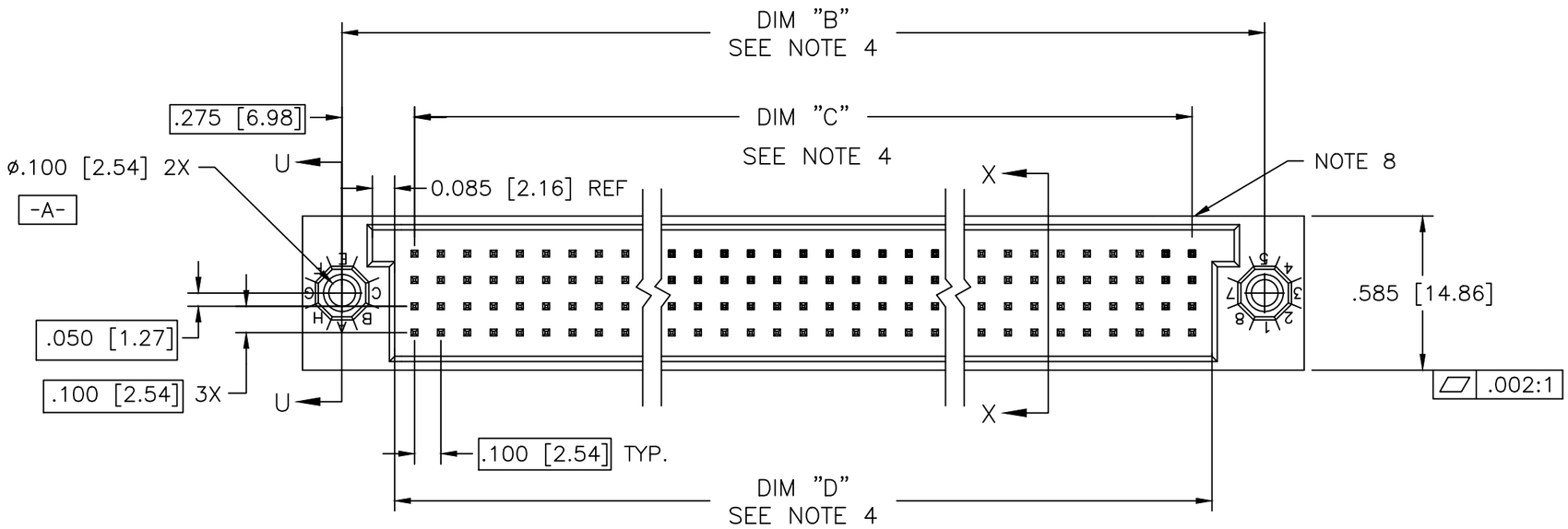

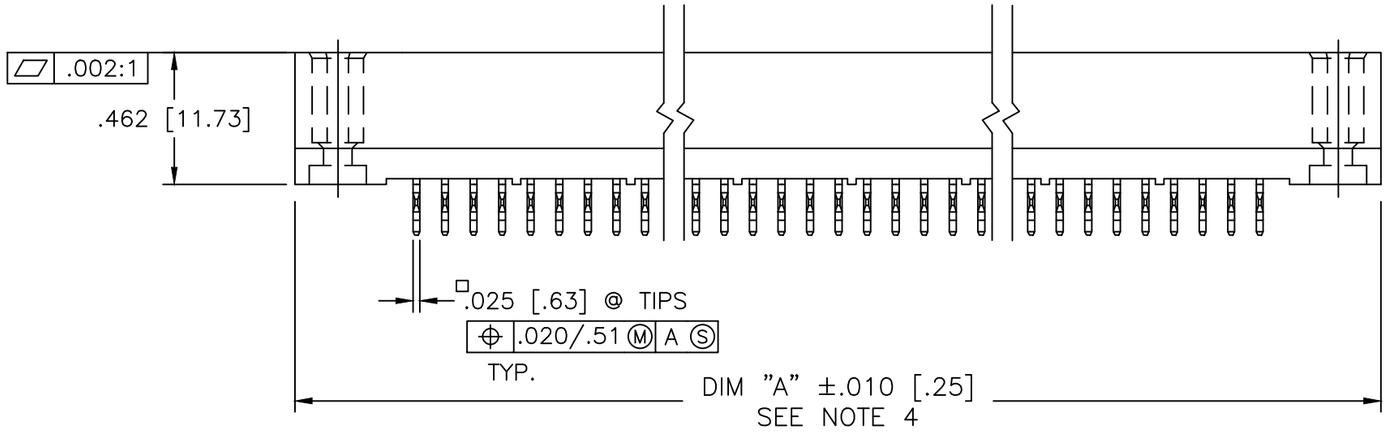

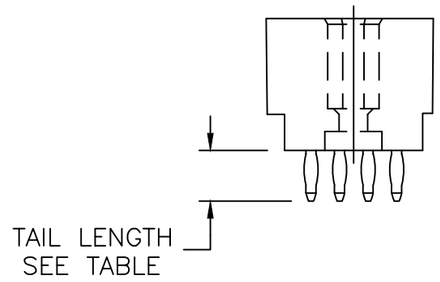

mat'l. code				surface	tolerance	projection	product family
SEE NOTE 3				ISO 1302	ISO 406 ISO 1101		HPC
ltr	ecn no	dr	date	tolerances unless otherwise specified			title
S	I11-0094	SAL	2011-05-23	angles	linear .XX±.01/.3	INCH/MM	4 ROW VERTICAL HEADER
T	ELX-I-13738	MJA	2012-12-21		.XXX±.005/.13		W/PRESS-FIT PINS, 0 G.P.
U	ELX-I-16877	MJA	2014-01-29	0°±2°	.XXXX±.0020/.051	scale 1:1	
–	–	–	–	dr	D.HORCHLER 2005-06-29		dwg no sheet 1 of 14 size
N	V05-0999	DAI	10/29/05	engr	D.HORCHLER 2005-06-29		50009 A3
P	M06-0283	MHT	7/27/06	chr	M JACOB 2014-01-29		
R	M06-0447	AGS	11/07/06	appd	BIJU K PAUL 2014-01-29		type Product Customer Drawing

sheet index	revision	U	U	U	U	U	U	U	U	U	U	U	U	U	U						
	sheet	1	2	3	4	5	6	7	8	9	10	11	12	13	14						

FCIconnect.com
Copyright FCI

PRODUCT NO.
SEE TABLE

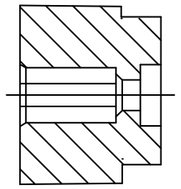

SECTION U–U

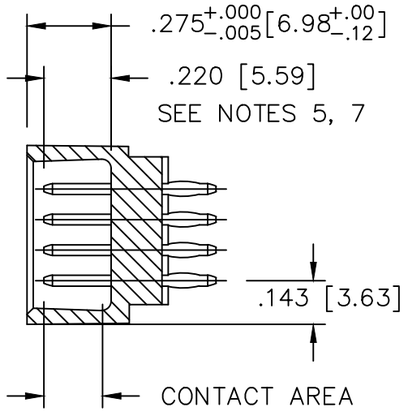

SECTION X–X

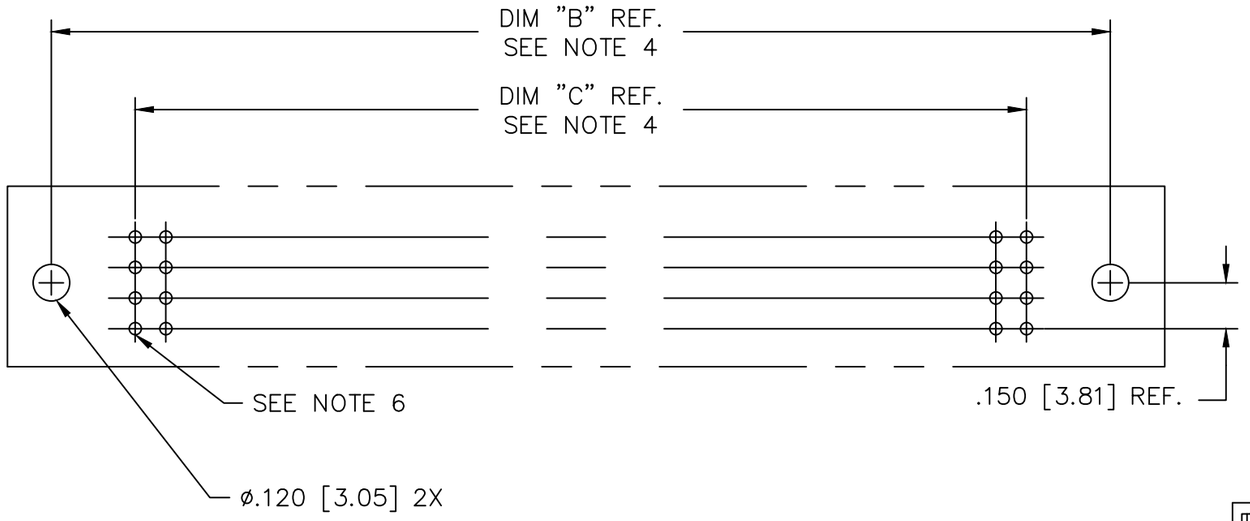

RECOMMENDED PCB LAYOUT
(ALL HOLES LOCATED ON .100/2.54 GRID
UNLESS OTHERWISE SPECIFIED)

mat'l. code SEE NOTE 3				surface ISO 1302	tolerance ISO 406 ISO 1101	projection	product family HPC
ltr	ecn no	dr	date	tolerances unless otherwise specified			title
U				angles	linear .XX±.01/.3	INCH/MM	4 ROW VERTICAL HEADER
					.XXX±.005/.13		W/PRESS–FIT PINS, 0 G.P.
				0°±2°	.XXXX±.0020/.051	scale 1:1	
				dr	D.HORCHLER 2005-06-21		dwg no 50009 sheet 2 of 14 size A3
				engr	D.HORCHLER 2005-06-21		
				chr	M JACOB 2014-01-29		
				appd	BIJU K PAUL 2014-01-29		type Product Customer Drawing
sheet index	revision sheet						

FCIconnect.com
Copyright FCI

PRODUCT NO. NOTE 11	NUMBER OF POSITIONS	TAIL LENGTH ±.015/.38	CONTACT PLATING	
50009–1YYYA	YYY	.177/4.50	30µ"/.76µ Au	
50009–1YYYC	YYY	.533/13.54	30µ"/.76µ Au	
50009–1YYYD	YYY	.733/18.62	30µ"/.76µ Au	
50009–1YYYG	YYY	.250/6.35	30µ"/.76µ Au	
50009–1YYYL	YYY	.188/4.78	30µ"/.76µ Au	
50009–1YYYP	YYY	.470/11.94	30µ"/.76µ Au	
50009–1YYYR	YYY	.250/6.35	30µ"/.76µ Au	
50009–3YYYA	YYY	.177/4.50	50µ"/1.27µ Au	
50009–3YYYC	YYY	.533/13.54	50µ"/1.27µ Au	
50009–3YYYD	YYY	.733/18.62	50µ"/1.27µ Au	
50009–3YYYG	YYY	.250/6.35	50µ"/1.27µ Au	
50009–3YYYL	YYY	.188/4.78	50µ"/1.27µ Au	
50009–3YYYP	YYY	.470/11.94	50µ"/1.27µ Au	
50009–3YYYR	YYY	.250/6.35	50µ"/1.27µ Au	
50009–5YYYA	YYY	.177/4.50	30µ"/.76µ GXT	
50009–5YYYC	YYY	.533/13.54	30µ"/.76µ GXT	
50009–5YYYD	YYY	.733/18.62	30µ"/.76µ GXT	
50009–5YYYG	YYY	.250/6.35	30µ"/.76µ GXT	
50009–5YYYL	YYY	.188/4.78	30µ"/.76µ GXT	
50009–5YYYP	YYY	.470/11.94	30µ"/.76µ GXT	
50009–5YYYR	YYY	.250/6.35	30µ"/.76µ GXT	
50009–XX005	100	.177/4.50	50µ"/1.27µ Au	SHT 4
50009–XX034	300	.533/13.54	30µ"/.76µ GXT	SHT 5
50009–XX067	100	.177/4.50	50µ"/1.27µ Au	SHT 6
50009–XX076	200	.177/4.50	30µ"/.76µ Au	SHT 7
50009–XX124	140	.603/15.32	50µ"/1.27µ Au	SHT 8
50009–XX187	400	SEE SHT 9	30µ"/.76µ Au	SHT 9
50009–XX188	320	SEE SHT 10	50µ"/1.27µ GXT	SHT 10
50009–XX189	320	SEE SHT 11	50µ"/1.27µ GXT	SHT 11
50009–8YYYG	YYY	.250/6.35	30µ"/.76µ Au	SEE ALSO NOTE 12
50009–XX190	220	SEE SHT 12	30µ"/.76µ GXT	SHT 12
50009–XX191	140	SEE SHT 13	30µ"/.76µ GXT	SHT 13
50009–XX192	140	SEE SHT 14	30µ"/.76µ GXT	SHT 14

NOTES:

1. PRODUCT NUMBERING CODE:
   50009 – X YYY Z LF
   - LF: LEAD FREE OPTION
   - Z: TAIL LENGTH, SEE TABLE
   - YYY: NO. OF POSITIONS SEE NOTE 2
   - X: PLATING IN CONTACT AREA SEE TABLE
   - 50009: BASE NUMBER

   PRODUCT NUMBERING CODE FOR SELECT LOAD PART NUMBERS:
   50009 – XXYYY LF
   - LF: LEAD FREE OPTION
   - YYY: SEQUENCE NUMBER
   - XX: ALWAYS 'XX'
   - 50009: BASE NUMBER
2. THIS PRODUCT IS CONFIGURED IN SIZES OF 6 thru 100 COLUMNS IN INCREMENTS OF ONE.
   i.e.: 6,7,8,9,.....99,100.
3. HOUSING MATERIAL: GLASS AND MINERAL FILLED HIGH TEMP. THERMOPLASTIC. FLAME RETARDANT PER UL94V–0. COLOR: BLACK.
   PIN MATERIAL: PHOS BRONZE
4. LENGTH CALCULATIONS:
   DIMENSION "A" = .100/2.54 x NO. OF COLUMNS + .75/19.1
   DIMENSION "B" = .100/2.54 x NO. OF COLUMNS + .450/11.43,
   DIMENSION "C" = .100/2.54 x NO. OF COLUMNS – .100/2.54
   DIMENSION "D" = .100/2.54 x NO. OF COLUMNS + .050/1.27
5. REFERENCE 50807 FOR F.M.L.B. AVAILABLE OPTIONS. SEE SHEETS 4–9. AND WORKSHEET.
6. ø.0453/1.151 DRILLED HOLE PLATED WITH .0003/.007 MIN. SnPb OVER .001/.03 to .003/.08 Cu. PLATING TO ACHIEVE A ø.040±.003/1.02±.08 HOLE.
7. TO ASSURE PROPER INSTALLATION: TOOLING, AS SPECIFIED IN INSTRUCTION MANUAL 155915–001 MUST BE USED. PIN MATING LENGTH WILL BE ±.002/.05 AFTER INSTALLATION.
8. COMPANY NAME, PART NUMBER AND LOT CODE TO APPEAR ON THIS SURFACE PER BUS–12–108.
9. PRODUCT WITH "LF" SUFFIX MEETS EUROPEAN UNION DIRECTIVES AND OTHER COUNTRY REGULATIONS AS DESCRIBED IN GS–22–008.
10. THIS PRODUCT IS NOT INTENDED TO BE EXPOSED TO A MANUFACTURING SOLDER PROCESS. HOWEVER, THE HOUSING MATERIAL WILL WITHSTAND HEAT UP TO THE 260° C.
11. ADD LF SUFFIX AT THE END OF PART NUMBER FOR LEAD FREE OPTION.
12. TERMINAL PORTION OF THE CONNECTOR TO BE LUBED BEFORE PACKING.

mat'l. code: SEE NOTE 3	surface: ISO 1302	tolerance: ISO 406, ISO 1101	projection
ltr: U; ecn no; dr; date	tolerances unless otherwise specified		INCH/MM
angles: 0°±2°	linear: .XX±.01/.3; .XXX±.005/.13; .XXXX±.0020/.051		scale 1:1
dr: D.HORCHLER 2005–06–29			
engr: D.HORCHLER 2005–06–29			
chr: M JACOB 2014–01–29			
appd: BIJU K PAUL 2014–01–29			
sheet index; revision sheet			

product family: HPC

title: 4 ROW VERTICAL HEADER W/PRESS–FIT PINS, 0 G.P.

dwg no: 50009 — sheet 3 of 14 — size: A3

type: Product Customer Drawing

Copyright FCI

FCIconnect.com

form: A3

PRODUCT NO.	ITEM KEY	SIGNAL DATA			
		SIZE 4 x 25	TOTAL NO. OF POSITIONS –100	NO. OF POSITIONS LOADED – 100	
				PRESS FIT STYLE	
		PLATING	QTY.	MATING LENGTH	TAIL LENGTH
50009–XX005	A	SEE SHEET 3	98	.220 / 5.59	.177 / 4.50
	B	SEE SHEET 3	2	.260 / 6.60	.177 / 4.50
50009–XX005LF	A	SEE SHEET 3	98	.220 / 5.59	.177 / 4.50
	B	SEE SHEET 3	2	.260 / 6.60	.177 / 4.50

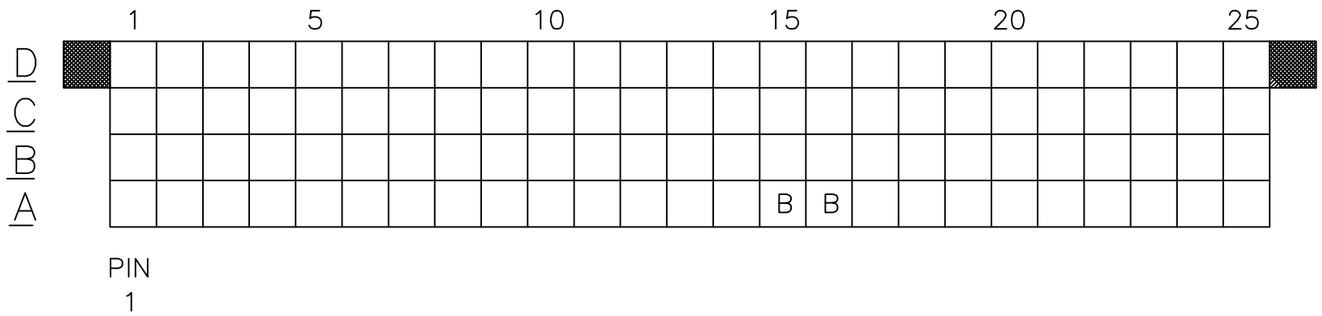

1. ALL POSITIONS ARE LOADED WITH "A", EXCEPT AS SHOWN.
2. COLUMN 1, ROW A IS DESIGNATED AS SIGNAL PIN 1, AS VIEWED FROM THE MATING FACE.

mat'l. code SEE NOTE 3	surface ISO 1302	tolerance ISO 406 ISO 1101	projection	product family HPC	
ltr ecn no dr date	tolerances unless otherwise specified			title	
U	angles	linear .XX±.01/.3	INCH/MM	4 ROW VERTICAL HEADER W/PRESS–FIT PINS, 0 G.P.	
		.XXX±.005/.13			
	0°±2°	.XXXX±.0020/.051	scale 1:1		
	dr	D.HORCHLER 2005–06–29		dwg no	sheet 4 of 14 size
	engr	D.HORCHLER 2005–06–29		50009	A3
	chr	M JACOB 2014–01–29			
	appd	BIJU K PAUL 2014–01–29		type Product Customer Drawing	
sheet index / revision sheet					

form: A3

FCIconnect.com
Copyright FCI

PRODUCT NO.	ITEM KEY	SIGNAL DATA			
		SIZE 4 x 75	TOTAL NO. OF POSITIONS –300	NO. OF POSITIONS LOADED – 300	
		PLATING	QTY.	PRESS FIT STYLE	
				MATING LENGTH	TAIL LENGTH
50009–XX034	A	SEE SHEET 3	260	.180 / 4.57	.533 / 13.54
	B	SEE SHEET 3	40	.220 / 5.59	.533 / 13.54
50009–XX034LF	A	SEE SHEET 3	260	.180 / 4.57	.533 / 13.54
	B	SEE SHEET 3	40	.220 / 5.59	.533 / 13.54

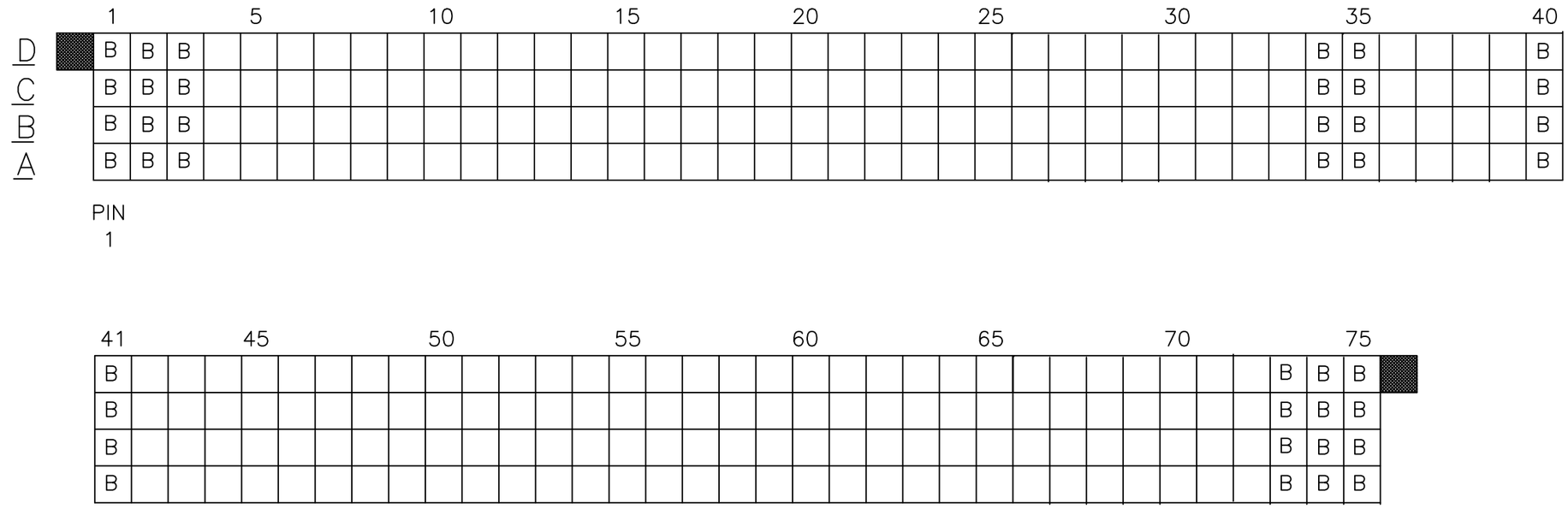

1. ALL POSITIONS ARE LOADED WITH "A", EXCEPT AS SHOWN.
2. COLUMN 1, ROW A IS DESIGNATED AS SIGNAL PIN 1, AS VIEWED FROM THE MATING FACE.

mat'l. code SEE NOTE 3				surface ISO 1302	tolerance ISO 406 ISO 1101	projection	product family HPC
ltr	ecn no	dr	date	tolerances unless otherwise specified			title
U				angles	linear .XX±.01/.3	INCH/MM	4 ROW VERTICAL HEADER W/PRESS–FIT PINS, 0 G.P.
				0°±2°	.XXX±.005/.13 .XXXX±.0020/.051	scale 1:1	
				dr	D.HORCHLER 2005–06–29		dwg no 50009 sheet 5 of 14 size A3
				engr	D.HORCHLER 2005–06–29		
				chr	M JACOB 2014–01–29		
				appd	BIJU K PAUL 2014–01–29		type Product Customer Drawing
sheet index	revision sheet						

FCIconnect.com
Copyright FCI
form: A3

PRODUCT NO.	ITEM KEY	SIGNAL DATA		
		SIZE 4 x 25	TOTAL NO. OF POSITIONS –100	NO. OF POSITIONS LOADED – 100
		CONTACT PLATING	QTY.	MATING LENGTH
50009–XX067	A	SEE SHEET 3	98	.200 / 5.08
	B	SEE SHEET 3	2	.240 / 6.10
50009–XX067LF	A	SEE SHEET 3	98	.200 / 5.08
	B	SEE SHEET 3	2	.240 / 6.10

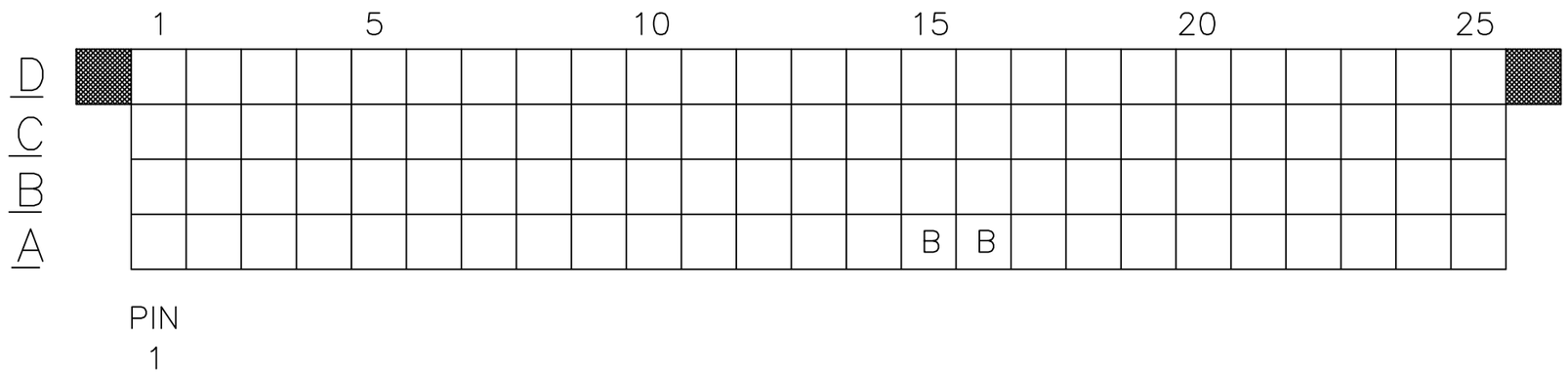

1. ALL POSITIONS ARE LOADED WITH "A", EXCEPT AS SHOWN.
2. COLUMN 1, ROW A IS DESIGNATED AS SIGNAL PIN 1, AS VIEWED FROM THE MATING FACE.

mat'l. code SEE NOTE 3				surface ISO 1302	tolerance ISO 406 ISO 1101
ltr	ecn no	dr	date	tolerances unless otherwise specified	
U				angles 0°±2°	linear .XX±.01/.3 .XXX±.005/.13 .XXXX±.0020/.051
dr	D.HORCHLER	2005–06–29			
engr	D.HORCHLER	2005–06–29			
chr	M JACOB	2014–01–29			
appd	BIJU K PAUL	2014–01–29			
sheet index	revision sheet				

projection

INCH/MM

scale 1:1

product family: HPC

title: 4 ROW VERTICAL HEADER W/PRESS–FIT PINS, 0 G.P.

dwg no: 50009 — sheet 6 of 14 — size A3

type: Product Customer Drawing

FCIconnect.com
Copyright FCI

PRODUCT NO.	ITEM KEY	SIGNAL DATA				
		SIZE 4 x 50	TOTAL NO. OF POSITIONS – 200		NO. OF POSITIONS LOADED – 200	
		PIN PLATING	QTY.	MATING LENGTH	TAIL LENGTH	TOTAL PIN LENGTH
50009–XX076	A	SEE SHEET 3	130	.230 / 5.84	.177 / 4.50	.595 / 15.11
	B	SEE SHEET 3	68	.270 / 6.86	.177 / 4.50	.634 / 16.10
	C	SEE SHEET 3	2	.190 / 4.83	.177 / 4.50	.555 / 14.10
50009–XX076LF	A	SEE SHEET 3	130	.230 / 5.84	.177 / 4.50	.595 / 15.11
	B	SEE SHEET 3	68	.270 / 6.86	.177 / 4.50	.634 / 16.10
	C	SEE SHEET 3	2	.190 / 4.83	.177 / 4.50	.555 / 14.10

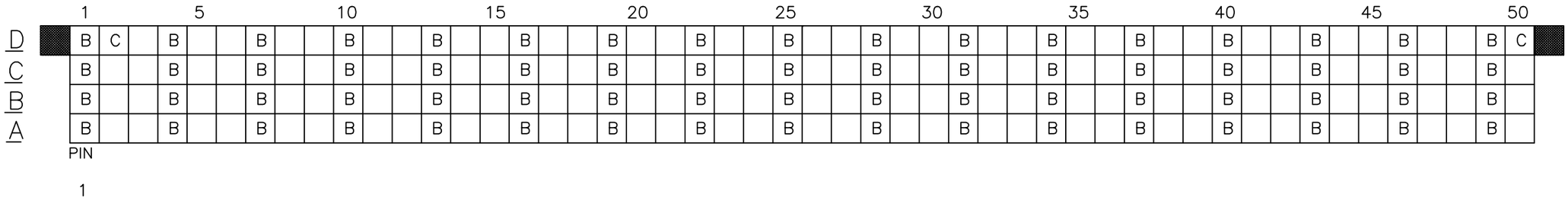

1. ALL POSITIONS ARE LOADED WITH "A", EXCEPT AS SHOWN.
2. COLUMN 1, ROW A IS DESIGNATED AS SIGNAL PIN 1, AS VIEWED FROM THE MATING FACE.

mat'l. code SEE NOTE 3	surface ISO 1302	tolerance ISO 406 ISO 1101	projection
ltr ecn no dr date	tolerances unless otherwise specified		
U	angles 0°±2°	linear .XX±.01/.3 .XXX±.005/.13 .XXXX±.0020/.051	INCH/MM
			scale 1:1
	dr D.HORCHLER 2005-06-29		
	engr D.HORCHLER 2005-06-29		
	chr M JACOB 2014-01-29		
	appd BIJU K PAUL 2014-01-29		
sheet index / revision sheet			

product family: HPC

title: 4 ROW VERTICAL HEADER W/PRESS-FIT PINS, 0 G.P.

dwg no: 50009 — sheet 7 of 14 — size A3

type: Product Customer Drawing

FCIconnect.com
Copyright FCI

PRODUCT NO.	SIGNAL DATA				
	SIZE 4 x 35	TOTAL NO. OF POSITIONS –140		NO OF POSITIONS LOADED – 140	
	ITEM KEY	PINS: PLATING:	QUANTITY	MATING LENGTH	TAIL LENGTH
50009–XX124	A	SEE SHEET 3	140	.220 / 5.59	.603 / 15.32
50009–XX124LF	A	SEE SHEET 3	140	.220 / 5.59	.603 / 15.32

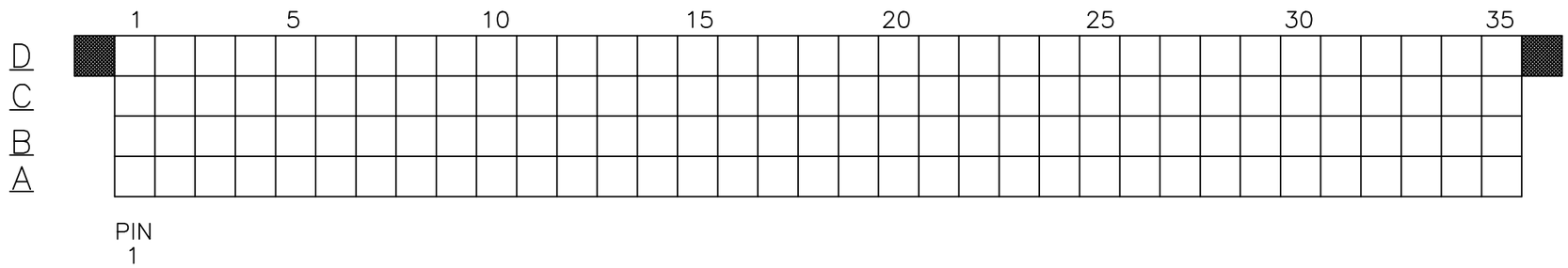

1. ALL POSITIONS ARE LOADED WITH "A".
2. COLUMN 1 ROW A IS DESIGNATED AS SIGNAL PIN 1, AS VIEWED FROM THE MATING FACE.

mat'l. code SEE NOTE 3				surface ISO 1302	tolerance ISO 406 ISO 1101	projection	product family HPC
ltr	ecn no	dr	date	tolerances unless otherwise specified			title
U				angles	linear .XX±.01/.3	INCH/MM	4 ROW VERTICAL HEADER W/PRESS–FIT PINS, 0 G.P.
					.XXX±.005/.13		
				0°±2°	.XXXX±.0020/.051	scale 1:1	
				dr	D.HORCHLER 2005–06–29		dwg no 50009 sheet 8 of 14 size A3
				engr	D.HORCHLER 2005–06–29		
				chr	M JACOB 2014–01–29		
				appd	BIJU K PAUL 2014–01–29		type Product Customer Drawing
sheet index	revision sheet						

FCIconnect.com
Copyright FCI

PRODUCT NUMBER	ITEM KEY	SIGNAL DATA			
		SIZE 4 x 50	TOTAL NO. OF POSITIONS –200	NO. OF POSITIONS LOADED – 200	
				PRESS FIT STYLE	
		PIN PLATING	QTY.	MATING LENGTH	TAIL LENGTH
50009–XX187	A	SEE SHEET 3	85	.220 / 5.59	.561 / 14.25
	B	SEE SHEET 3	1	.180 / 4.57	.521 / 13.23
	C	SEE SHEET 3	8	.260 / 6.60	.601 / 15.27
	D	SEE SHEET 3	106	.220 / 5.59	.177 / 4.50
50009–XX187LF	A	SEE SHEET 3	85	.220 / 5.59	.561 / 14.25
	B	SEE SHEET 3	1	.180 / 4.57	.521 / 13.23
	C	SEE SHEET 3	8	.260 / 6.60	.601 / 15.27
	D	SEE SHEET 3	106	.220 / 5.59	.177 / 4.50

	1				5				10					15			20						25		
D	A	A			A				A					A			A			A			A		
C	A	A				C	A			A	A	A	B			A			A			A			A
B	A	A			C			A	A			A			A			A			A			C	
A	A	A			A			A			A			A			A			A			A		

PIN 1

26			30			35			40			45									50		
A			A			A			A			A			A	A	A	A	A	A	A			A
		A			A			A			A			A	A	A	A	A	A			C	C	C
	A			A			A			A			A	A	A	A	A	A	A	A	A	A	C	C
A			A			A			A			A	A	A	A	A	A	A	A	A				

1. ALL POSITIONS ARE LOADED WITH "D" EXCEPT AS SHOWN.
2. COLUMN 1, ROW A IS DESIGNATED AS SIGNAL PIN 1, AS VIEWED FROM THE MATING FACE.

mat'l. code SEE NOTE 3	surface ISO 1302	tolerance ISO 406 ISO 1101	projection
ltr / ecn no / dr / date	tolerances unless otherwise specified		
U	angles 0°±2°	linear .XX±.01/.3 .XXX±.005/.13 .XXXX±.0020/.051	INCH/MM
			scale 1:1
	dr D.HORCHLER 2005–06–29		
	engr D.HORCHLER 2005–06–29		
	chr M JACOB 2014–01–29		
	appd BIJU K PAUL 2014–01–29		
sheet index / revision sheet			

product family: HPC

title: 4 ROW VERTICAL HEADER W/PRESS–FIT PINS, 0 G.P.

dwg no: 50009 — sheet 9 of 14 — size A3

type: Product Customer Drawing

FCIconnect.com
Copyright FCI

PRODUCT NUMBER	ITEM KEY	SIGNAL DATA			
		SIZE 4 x 80	TOTAL NO. OF	POSITIONS –320	NO. OF POSITIONS LOADED – 320
				PRESS FIT STYLE	
		PIN PLATING	QTY.	MATING LENGTH	TAIL LENGTH
50009–XX188	A	SEE SHEET 3	304	.210 / 5.33	.533 / 13.54
	B	SEE SHEET 3	16	.244 / 6.20	.533 / 13.54
50009–XX188LF	A	SEE SHEET 3	304	.210 / 5.33	.533 / 13.54
	B	SEE SHEET 3	16	.244 / 6.20	.533 / 13.54

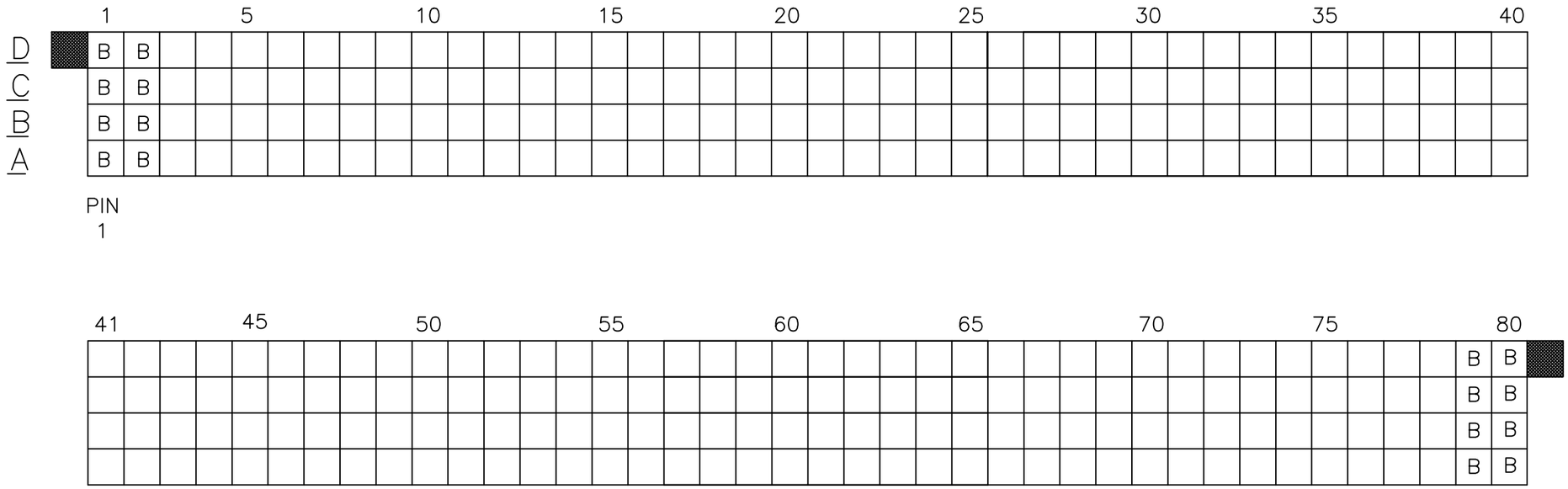

1. ALL POSITIONS ARE LOADED WITH "A" EXCEPT AS SHOWN.
2. COLUMN 1, ROW A IS DESIGNATED AS SIGNAL PIN 1, AS VIEWED FROM THE MATING FACE.

mat'l. code SEE NOTE 3	surface ISO 1302	tolerance ISO 406 ISO 1101	projection	product family HPC		
ltr / ecn no / dr / date	tolerances unless otherwise specified			title		
U	angles 0°±2°	linear .XX±.01/.3 .XXX±.005/.13 .XXXX±.0020/.051	INCH/MM	4 ROW VERTICAL HEADER W/PRESS–FIT PINS, 0 G.P.		
			scale 1:1			
	dr	D.HORCHLER	2005–06–29	dwg no 50009	sheet 10 of 14	size A3
	engr	D.HORCHLER	2005–06–29			
	chr	M JACOB	2014–01–29			
	appd	BIJU K PAUL	2014–01–29	type Product Customer Drawing		
sheet index / revision sheet						

FCIconnect.com
Copyright FCI

PRODUCT NUMBER	ITEM KEY	SIGNAL DATA			
		SIZE 4 x 80	TOTAL NO. OF POSITIONS –320	NO. OF POSITIONS LOADED – 320	
				PRESS FIT STYLE	
		PIN PLATING	QTY.	MATING LENGTH	TAIL LENGTH
50009–XX189	A	SEE SHEET 3	304	.210 / 5.33	.660 / 16.76
	B	SEE SHEET 3	16	.245 / 6.22	.660 / 16.76
50009–XX189LF	A	SEE SHEET 3	304	.210 / 5.33	.660 / 16.76
	B	SEE SHEET 3	16	.245 / 6.22	.660 / 16.76

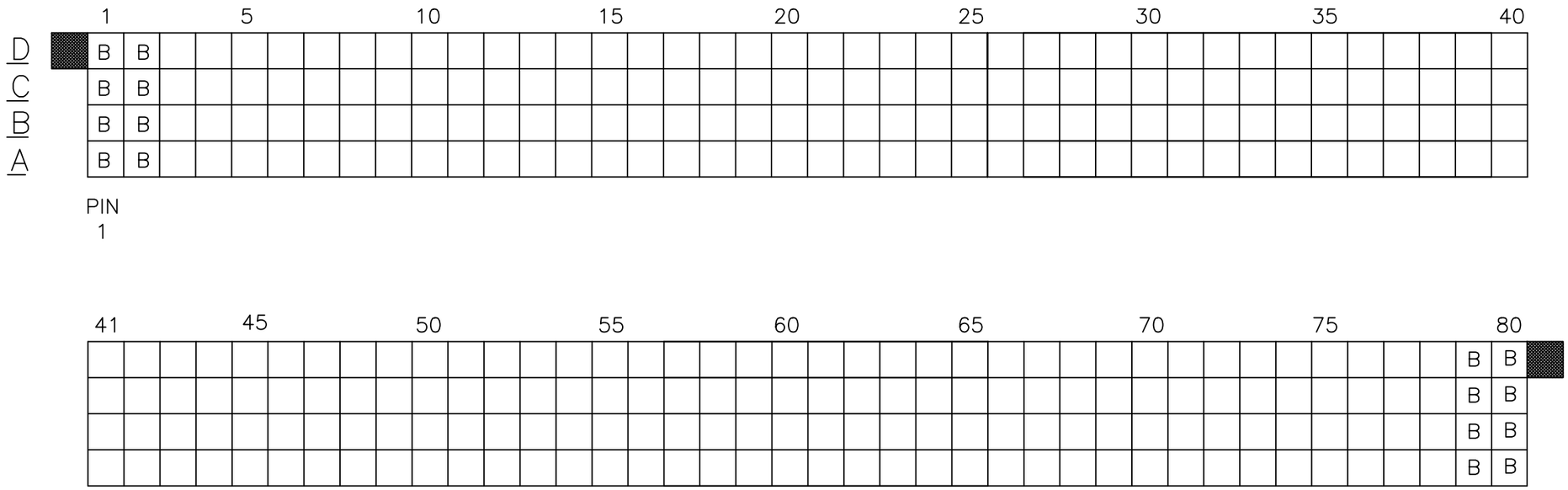

1. ALL POSITIONS ARE LOADED WITH "A" EXCEPT AS SHOWN.
2. COLUMN 1, ROW A IS DESIGNATED AS SIGNAL PIN 1, AS VIEWED FROM THE MATING FACE.

mat'l. code SEE NOTE 3	surface ISO 1302	tolerance ISO 406 ISO 1101	projection	product family HPC		
ltr ecn no dr date	tolerances unless otherwise specified			title 4 ROW VERTICAL HEADER W/PRESS–FIT PINS, 0 G.P.		
U	angles 0°±2°	linear .XX±.01/.3 .XXX±.005/.13 .XXXX±.0020/.051	INCH/MM scale 1:1			
	dr D.HORCHLER 2005–06–29			dwg no 50009	sheet 11 of 14	size A3
	engr D.HORCHLER 2005–06–29					
	chr M JACOB 2014–01–29					
	appd BIJU K PAUL 2014–01–29			type Product Customer Drawing		
sheet index	revision sheet					

FCIconnect.com
Copyright FCI

PRODUCT NO.	SIGNAL DATA				
	SIZE 4 x 55	TOTAL NO. OF POSITIONS –220		NO OF POSITIONS LOADED – 220	
	ITEM KEY	PINS: PLATING:	QUANTITY	MATING LENGTH	TAIL LENGTH
50009–XX190	A	SEE SHEET 3	220	.220 / 5.59	.250 / 6.35
50009–XX190LF	A	SEE SHEET 3	220	.220 / 5.59	.250 / 6.35

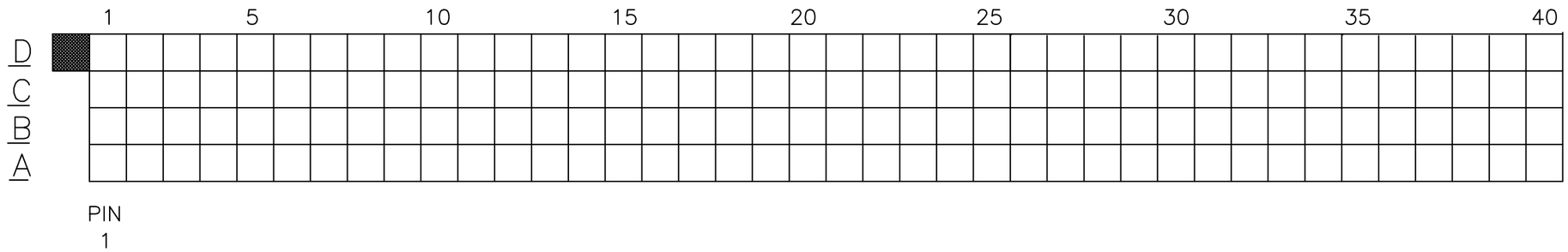

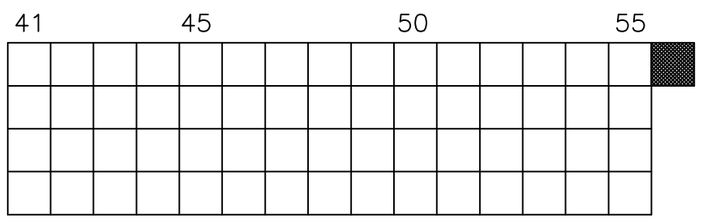

1. ALL POSITIONS ARE LOADED WITH "A".
2. COLUMN 1, ROW A IS DESIGNATED AS SIGNAL PIN 1, AS VIEWED FROM THE MATING FACE.

mat'l. code SEE NOTE 3				surface ISO 1302	tolerance ISO 406 ISO 1101	projection
ltr	ecn no	dr	date	tolerances unless otherwise specified		
U				angles	linear .XX±.01/.3	INCH/MM
					.XXX±.005/.13	
				0°±2°	.XXXX±.0020/.051	scale 1:1
				dr	D.HORCHLER	2005–06–29
				engr	D.HORCHLER	2005–06–29
				chr	M JACOB	2014–01–29
				appd	BIJU K PAUL	2014–01–29
sheet index	revision sheet					

product family: HPC

title: 4 ROW VERTICAL HEADER W/PRESS–FIT PINS, 0 G.P.

dwg no: 50009 — sheet 12 of 14 — size A3

type: Product Customer Drawing

FCIconnect.com
Copyright FCI

PRODUCT NO.	ITEM KEY	SIGNAL DATA			
		SIZE 4 x 35	TOTAL NO. OF POSITIONS –140	NO. OF POSITIONS LOADED – 140	
		PLATING	QTY.	PRESS FIT STYLE	
				MATING LENGTH	TAIL LENGTH
50009–XX191	A	SEE SHEET 3	137	.220 / 5.59	.250 / 6.35
	B	SEE SHEET 3	3	.180 / 4.57	.250 / 6.35
50009–XX191LF	A	SEE SHEET 3	137	.220 / 5.59	.250 / 6.35
	B	SEE SHEET 3	3	.180 / 4.57	.250 / 6.35

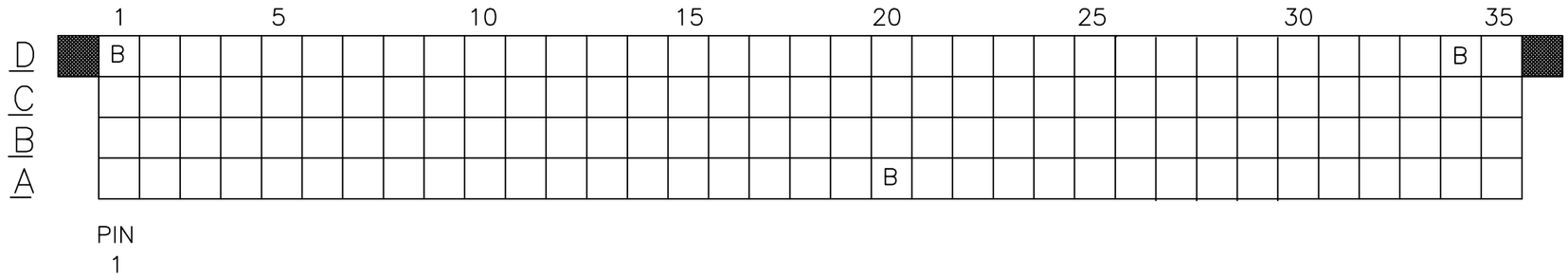

1. ALL POSITIONS ARE LOADED WITH "A", EXCEPT AS SHOWN.
2. COLUMN 1, ROW A IS DESIGNATED AS SIGNAL PIN 1, AS VIEWED FROM THE MATING FACE.

mat'l. code SEE NOTE 3				surface ISO 1302	tolerance ISO 406 ISO 1101	projection
ltr	ecn no	dr	date	tolerances unless otherwise specified		
U				angles	linear .XX±.01/.3	INCH/MM
					.XXX±.005/.13	
				0°±2°	.XXXX±.0020/.051	scale 1:1
				dr	D.HORCHLER	2005–06–29
				engr	D.HORCHLER	2005–06–29
				chr	M JACOB	2014–01–29
				appd	BIJU K PAUL	2014–01–29
sheet index	revision sheet					

product family: HPC

title: 4 ROW VERTICAL HEADER W/PRESS–FIT PINS, 0 G.P.

dwg no: 50009 — sheet 13 of 14 — size A3

type: Product Customer Drawing

FCIconnect.com
Copyright FCI

PRODUCT NO.	ITEM KEY	SIGNAL DATA			
		SIZE 4 x 35	TOTAL NO. OF POSITIONS –140	NO. OF POSITIONS LOADED – 140	
		PLATING	QTY.	PRESS FIT STYLE	
				MATING LENGTH	TAIL LENGTH
50009–XX192	A	SEE SHEET 3	137	.220 / 5.59	.250 / 6.35
	B	SEE SHEET 3	3	.180 / 4.57	.250 / 6.35
50009–XX192LF	A	SEE SHEET 3	137	.220 / 5.59	.250 / 6.35
	B	SEE SHEET 3	3	.180 / 4.57	.250 / 6.35

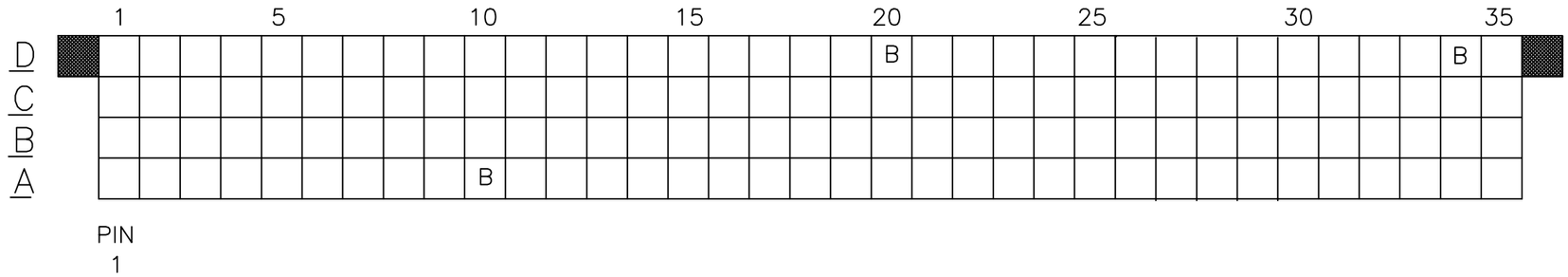

1. ALL POSITIONS ARE LOADED WITH "A", EXCEPT AS SHOWN.
2. COLUMN 1, ROW A IS DESIGNATED AS SIGNAL PIN 1, AS VIEWED FROM THE MATING FACE.

mat'l. code SEE NOTE 3				surface ISO 1302	tolerance ISO 406 ISO 1101	projection
ltr	ecn no	dr	date	tolerances unless otherwise specified		
U				angles	linear .XX±.01/.3	INCH/MM
					.XXX±.005/.13	
				0°±2°	.XXXX±.0020/.051	scale 1:1
				dr	D.HORCHLER 2005–06–29	
				engr	D.HORCHLER 2005–06–29	
				chr	M JACOB 2014–01–29	
				appd	BIJU K PAUL 2014–01–29	
sheet index	revision sheet					

product family: HPC

title: 4 ROW VERTICAL HEADER W/PRESS–FIT PINS, 0 G.P.

dwg no: 50009 sheet14 of14 size: A3

type: Product Customer Drawing

FCIconnect.com
Copyright FCI