

Steel, Aluminum, and Nonmetallic Plugmold Raceway and Multioutlet Assemblies




The selection of steel, aluminum, and nonmetallic provides a versatile solution for many applications. Plugmold sections offer single or alternating circuits, standard or isolated ground receptacles, and Snapicoil® harnesses of prewired receptacles or cord ended units.

Steel Plugmold comes in an ivory ScuffCoat™ or gray enamel finish. The ScuffCoat finish is scratch resistant and protects against nicks and chips while preventing color from fading.




Aluminum Plugmold offers an attractive choice for hospital and commercial labs. The finish offers high-tech aesthetics and corrosion resistance.

Nonmetallic Plugmold has a textured ivory finish with duplex receptacles. This series offers a field serviceable surge module that protects the entire Plugmold strip and makes on-site changes easy.



Plugmold Systems come in a variety of finishes and configurations.

Features & Benefits

- **Steel, aluminum, or nonmetallic material.** Variety provides choice for the application.
- **Many finishes.** Ivory ScuffCoat finish or gray surface for steel, aluminum satin anodized, and ivory nonmetallic textured finish.
- **Compact, low profile appearance.** Requires minimal space.
- **Full range of fittings.** Provides a complete wiring solution.
- **Single, alternating circuit, and isolated ground receptacles available.** Meets virtually any job requirement.
- **Variety of lengths.** Ideal for different spaces.
- **Choose receptacle spacing.** Suits many applications.
- **Snapicoil harnesses with different lengths and receptacle spacing.** Offers a solution for many electrical requirements.
- **Duplex receptacle.** Aesthetically pleasing, functional 20A duplex for the 24S (2400) Series. 
- **Single- and dual-gang boxes available.** Wire devices into the raceway system.
- **Field replaceable surge module.** Replaces the module, not a receptacle (NM2000 Series only).
- **Customization available.** All products can be modified to accommodate virtually any application.
- **2400 Backfeed.** Fitting helps installation over an existing wall box. 
- **Datacom connectivity options.** Accepts industry standard and proprietary devices from a wide range of manufacturers to provide a seamless and aesthetically pleasing interface for voice, data, audio, and video applications at the point-of-use.
- **UL and cUL Listed.** Safety and reliability in the applications.
- **cUL Listed 24S (2400) Series Plugmold.** This 20A version is cUL Listed. 



Plugmold Systems shown in typical applications.

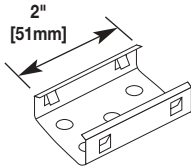
V/G 2000 Series

Catalog No./Item **Description/Specifications**

Base and Cover

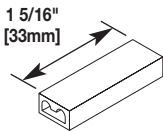
ITEM	CAT NO.	LENGTH	MATERIAL
Base	V/G 2000B-5*	5' [1.5m]	.040 Steel
Cover	V/G 2000C*	5' [1.5m]	.025 Steel
Base & Cover	V/G 2000BC*	5' [1.5m]	.025 Steel

**V2003
2003**



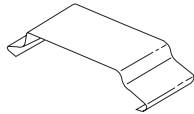
Supporting Clip – For temporary support, while positioning lengths of raceway base. Use with V/G 2000 Series. V2003 has ivory finish, 2003 has plated finish.

W30



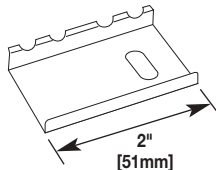
Pressure-Type Wire Connector – For common connection of two, three, or four No. 12 or No.14 solid copper conductors. Not for connection of equipment grounding conductor. 300V maximum; 20A 60° C maximum. Not for use with aluminum conductors.

2000WC



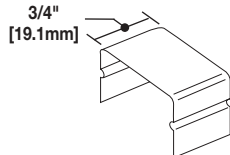
Wire Clip – Holds conductors in place in raceway.

2001



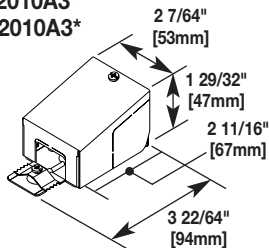
Coupling – For joining lengths of 2000 Series Raceway Base.

**V2006*
G2006***



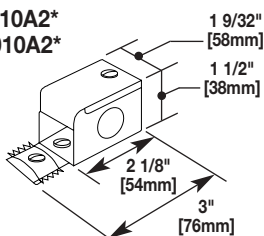
Cover Clip – For covering joint where lengths of cover or base adjoin. Use with V/G 2000 Series.

**V2010A3*
G2010A3***



Entrance End – Offers larger capacity than V2010A2. 1/2" trade size KOs on end, each side and bottom. 3/4" trade size KOs on bottom and rear. Includes ground screw. Use with V/G 2000 Series.

**V2010A2*
G2010A2***




Entrance End – For connecting V2000 with 1/2" conduit and armored cable connectors. 1/2" trade size KOs on end, each side and bottom. Includes ground screw. Use with V/G 2000 Series.

Catalog No./Item

Description/Specifications

2009

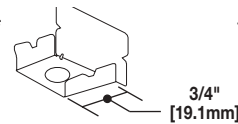
1 7/32" [31mm]



How 2009 is used.

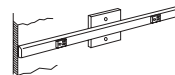
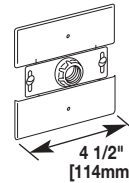
Ground Clamp – For connection of equipment grounding conductor to provide additional ground to raceway. Use with V/G2000 Series.

**V2010B*
G2010B***



Blank End Fitting – For closing the open end of raceway. Use with V/G 2000 Series.

V2051



Plugmold 2000 extended from wall outlet using 2051H.



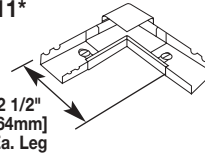
2051H fastened to horizontally mounted wall box.



2051H fastened to vertically mounted wall box.

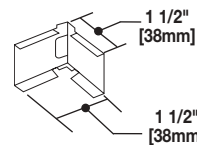
Flush Plate Adapter – For feeding 2000 from an existing wall outlet. Equipped with 1/2" [12.7mm] threaded stud, toothed lockwasher for grounding, and conduit bushing.

**V2011*
G2011***

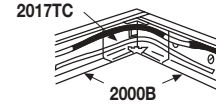


90° Flat Elbow – For right angle turns on same surface. Cover stop permits neat butting of 2000C Cover. Two couplings furnished.

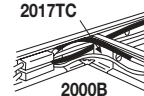
2017TC



Internal Corner Coupling – Furnished with one fiber bushing.

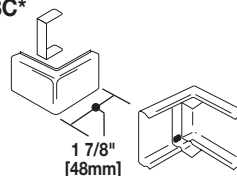


2017TC used as a corner coupling.



2017TC used as a corner coupling and a straight-through fitting.

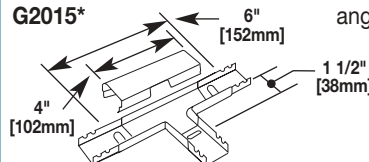
**V2018C*
G2018C***



External Elbow – To continue raceway runs around outside corner. Fills the gap when external corner is made by notching and bending the 2000 Base.

Cover gap filler snapped into place in 2018C.

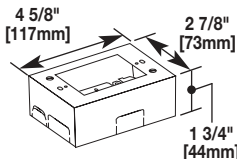
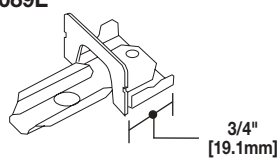
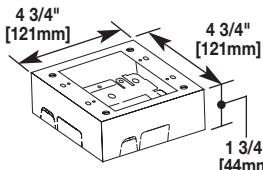
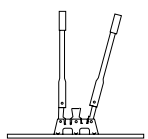
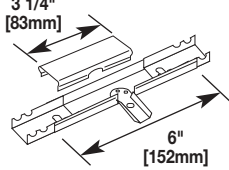
**V2015*
G2015***



Tee – For branches at right angles. Couplings furnished.

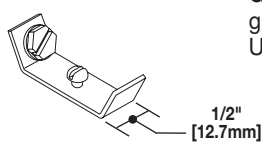
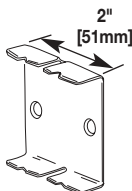
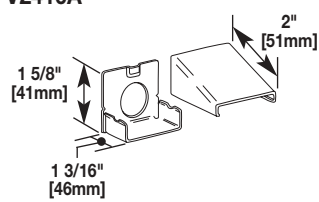
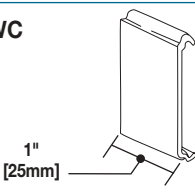
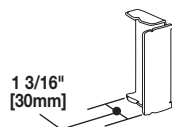
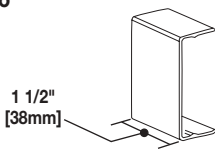
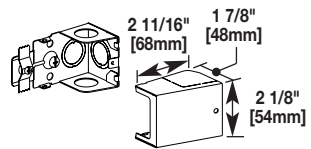
* Use "V" prefix for Ivory finish and "G" prefix for Gray finish.

V/G 2000 Series (continued)

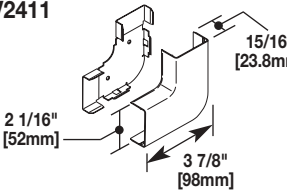
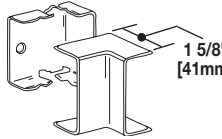
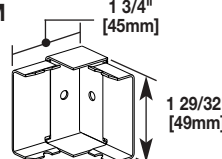
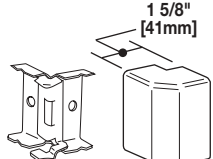
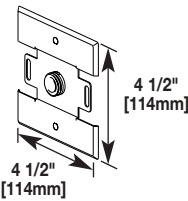
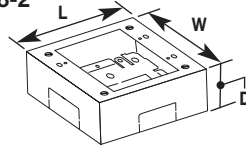
Catalog No./Item	Description/Specifications	Catalog No./Item	Description/Specifications
V2048 G2048 	Single Gang Device Box – Cover has twistouts for 2000, V500, and V700 Raceway. Base has 1/2" trade KO and rectangular KO for extension to wall box. Base has #10 threaded hole for ground connection.	V2089E 	End Reducing Connector – For connecting V2000 with V500 Raceway through end of V2000.
V2048-2 	Two-Gang Device Box – Cover has G2048-2 Twistouts for 2000, V500, and V700 Raceway. Base has 1/2" trade KO and rectangular KO for extension to wall box. Base has #10 threaded hole for ground connection.	620 	2000 Raceway Base and Cover Cutter – Portable cutter for 2000 Cover and Base. Tool steel construction for clean and easy square cuts every time. Total manual operation.
V2089 	Side Reducing Connector – For connecting V2000 with V500 Raceway through side of V2000.	620BCK	Replacement Blade Kit – Replacement blades and die set for 620 Cutter.

* Use "V" prefix for Ivory finish and "G" prefix for Gray finish.

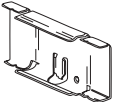
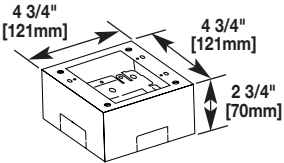
V2400 Series

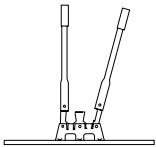
Catalog No./Item	Description/Specifications	Catalog No./Item	Description/Specifications																
Base and Cover <table border="1" style="width: 100%; border-collapse: collapse;"> <thead> <tr> <th>ITEM</th><th>CAT NO.</th><th>LENGTH</th><th>MATERIAL</th></tr> </thead> <tbody> <tr> <td>Base</td><td>V2400B</td><td>5' [1.5m]</td><td>.040 Steel</td></tr> <tr> <td>Cover</td><td>V2400C</td><td>5' [1.5m]</td><td>.040 Steel</td></tr> <tr> <td>Base & Cover</td><td>V2400BC</td><td>5' [1.5m]</td><td>.040 Steel</td></tr> </tbody> </table>		ITEM	CAT NO.	LENGTH	MATERIAL	Base	V2400B	5' [1.5m]	.040 Steel	Cover	V2400C	5' [1.5m]	.040 Steel	Base & Cover	V2400BC	5' [1.5m]	.040 Steel	2409 	Ground Clamp – No. 10 ground screw provided. Use with V2400 Series.
ITEM	CAT NO.	LENGTH	MATERIAL																
Base	V2400B	5' [1.5m]	.040 Steel																
Cover	V2400C	5' [1.5m]	.040 Steel																
Base & Cover	V2400BC	5' [1.5m]	.040 Steel																
2401 	Coupling – For joining lengths of raceway. Use with V2400 Series.	V2410A 	Entrance End – For connecting V2400 with 1/2" trade size conduit and armored cable. Use with V2400 Series.																
2400WC 	Wire Clip – Holds conductors in place in raceway.	V2410B 	Blank End – For closing open end of V2400 Series.																
V2406 	Cover Clip – For covering joint where lengths of cover or base adjoin. Use with V2400 Series (nonmetallic).	V2410C 	Entrance End Fitting – Has 1/2" and 3/4" trade size KOs on end and bottom. Additional 1/2" trade size KO on sides.																

V2400 Series (continued)

Catalog No./Item	Description/Specifications
V2411 	90° Flat Elbow – For right angle turns on the same surface (nonmetallic cover).
V2417 	Internal Elbow – For making internal corners (nonmetallic cover).
V2417M 	Internal Elbow – For making internal 90° corners. All steel construction.
V2418 	External Elbow – For covering outside corners (nonmetallic cover).
V2451H 	Back Feed Fitting – For feeding V2400 Raceway from an existing outlet box. Equipped with 1/2" trade size male bushing and locknut washer for grounding.
V2448 V2448-2 	Device Box – Cover has one twistout for 2400 on each side and ends. Base has 1/2" trade KO and rectangular KO for extension to wall box. Base has #10 threaded hole for ground connection.

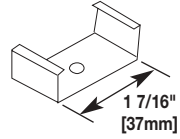
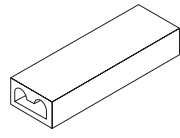
CAT NO.	L	W	D	GANG #
V2448	4 5/8" [117mm]	2 7/8" [73mm]	1 3/4" [44mm]	1
V2448-2	4 3/4" [121mm]	4 3/4" [121mm]	1 3/4" [44mm]	2

Catalog No./Item	Description/Specifications																		
V2489 	Side Reducing Connector – For connecting V2400 with V500 Raceway.																		
V2444 V2444-2 	Extra Deep Device Box – Base has rectangular knockout to enable extension from existing single-gang flush wall box and 1/2" and 1" concentric KOs. V2444 Cover has two twistouts for 500 and 700, and two twistouts for 2400. V2444-2 Cover has four 2400 Series twistouts.																		
<table> <tr> <th>CAT NO.</th><th>L</th><th>W</th><th>D</th><th>GANG #</th></tr> <tr> <td>V2444</td><td>4 5/8" [117mm]</td><td>2 7/8" [73mm]</td><td>1 3/4" [44mm]</td><td>1</td></tr> <tr> <td>V2444-2</td><td>4 3/4" [121mm]</td><td>4 3/4" [121mm]</td><td>1 3/4" [44mm]</td><td>2</td></tr> </table>					CAT NO.	L	W	D	GANG #	V2444	4 5/8" [117mm]	2 7/8" [73mm]	1 3/4" [44mm]	1	V2444-2	4 3/4" [121mm]	4 3/4" [121mm]	1 3/4" [44mm]	2
CAT NO.	L	W	D	GANG #															
V2444	4 5/8" [117mm]	2 7/8" [73mm]	1 3/4" [44mm]	1															
V2444-2	4 3/4" [121mm]	4 3/4" [121mm]	1 3/4" [44mm]	2															

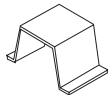
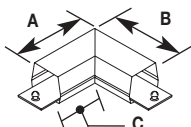
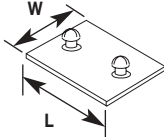
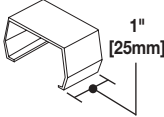
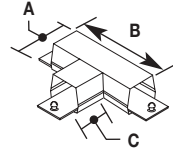
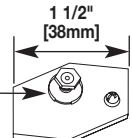
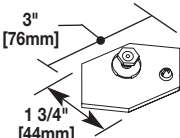
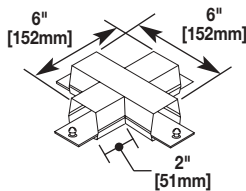
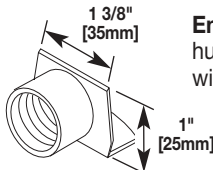
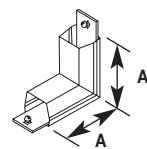
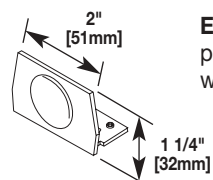
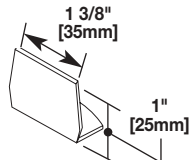
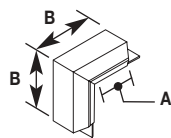
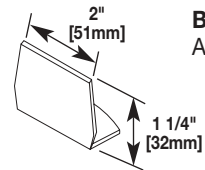
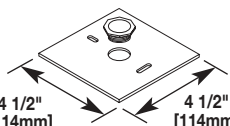
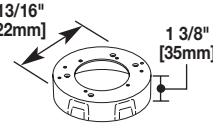
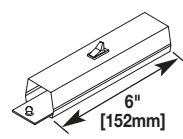
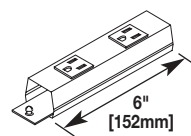
624 	2400 and 2400BD Raceway & Cover Cutter – Portable cutter for 2400B and 2400BD Raceway and Cover. Tool steel construction for clean and easy square cuts. Total manual operation.
624BCK	Replacement Blade Kit – Replacement blades and die set for 624 Cutter.

AL Series

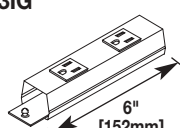
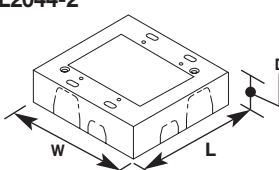
Catalog No./Item	Description/Specifications		
Base and Cover			
ITEM	CAT NO.	LENGTH	MATERIAL
Base	AL2000B-5	5' [1.5m]	.060 Aluminum
Cover	AL2000C-5	5' [1.5m]	.060 Aluminum
Base	AL2000B-10	10' [3.m]	.060 Aluminum
Base	AL2400B-5	5' [1.5m]	.060 Aluminum
Cover	AL2400C	5' [1.5m]	.060 Aluminum
Base	AL2400B-10	10' [3.m]	.060 Aluminum

Catalog No./Item	Description/Specifications
AL2003 	Supporting Clip – Mount to surface with No. 8 flathead screws. Use with AL2000 Series.
W30 	Pressure-Type Wire Connector – For common connection of two, three, or four No. 12 or No.14 solid copper conductors. Not for connection of equipment grounding conductor. 300V maximum; 20A 60° C maximum. Not for use with aluminum conductors.

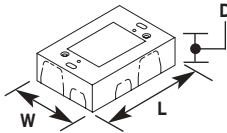
AL Series (Continued)

Catalog No./Item	Description/Specification	Catalog No./Item	Description/Specifications											
AL2000WC AL2400WC	 Wire Clip – Holds conductors in place in raceway (nonmetallic).	AL2011 AL2411	 90° Flat Elbow – For right angle turn on same surface. Comes with two couplings.											
AL2001 AL2401	 Coupling – For joining lengths of raceway. Use with AL2000 and AL2400 Series.	<table border="1"><thead><tr><th>CAT NO.</th><th>A</th><th>B</th><th>C</th></tr></thead><tbody><tr><td>AL2011</td><td>3" [76mm]</td><td>3" [76mm]</td><td>1 9/16" [40mm]</td></tr><tr><td>AL2411</td><td>4" [102mm]</td><td>4" [102mm]</td><td>2" [51mm]</td></tr></tbody></table>	CAT NO.	A	B	C	AL2011	3" [76mm]	3" [76mm]	1 9/16" [40mm]	AL2411	4" [102mm]	4" [102mm]	2" [51mm]
CAT NO.	A	B	C											
AL2011	3" [76mm]	3" [76mm]	1 9/16" [40mm]											
AL2411	4" [102mm]	4" [102mm]	2" [51mm]											
AL2006 AL2406	 Cover Clip – For covering joint where lengths of cover or base adjoin. Use with AL2000 and AL2400 Series.	AL2015 AL2415	 Tee – For branch connection of two runs of AL2000 Raceway. Three couplings furnished.											
AL2009	 #8 Ground Stud W/Cup Washer Ground Clamp – Use with AL2000 Series.	<table border="1"><thead><tr><th>CAT NO.</th><th>A</th><th>B</th><th>C</th></tr></thead><tbody><tr><td>AL2015</td><td>1 7/16" [37mm]</td><td>4" [102mm]</td><td>1 9/16" [40mm]</td></tr><tr><td>AL2415</td><td>4" [102mm]</td><td>6" [152mm]</td><td>2" [51mm]</td></tr></tbody></table>	CAT NO.	A	B	C	AL2015	1 7/16" [37mm]	4" [102mm]	1 9/16" [40mm]	AL2415	4" [102mm]	6" [152mm]	2" [51mm]
CAT NO.	A	B	C											
AL2015	1 7/16" [37mm]	4" [102mm]	1 9/16" [40mm]											
AL2415	4" [102mm]	6" [152mm]	2" [51mm]											
AL2409	 3" [76mm] 1 3/4" [44mm] #8 Ground Stud W/Cup Washer Ground Clamp – Use with AL2400 Series.	AL2416	 Cross – For cross connection of two runs of AL2400 Raceway. Four couplings furnished.											
AL2010A	 1 3/8" [35mm] 1" [25mm] End Fitting – With 1/2" hub adapter. Use with AL2000 Series.	AL2017 AL2417	 Internal Elbow – For bending around internal corners. Two couplings furnished.											
AL2410B2	 2" [51mm] 1 1/4" [32mm] End Fitting – With 1/2" plastic KO. Use with AL2400 Series.	<table border="1"><thead><tr><th>CAT NO.</th><th>A</th></tr></thead><tbody><tr><td>AL2017</td><td>3" [76mm]</td></tr><tr><td>AL2417</td><td>4" [102mm]</td></tr></tbody></table>	CAT NO.	A	AL2017	3" [76mm]	AL2417	4" [102mm]						
CAT NO.	A													
AL2017	3" [76mm]													
AL2417	4" [102mm]													
AL2010B	 1 3/8" [35mm] 1" [25mm] Blank End – Use with AL2000 Series.	AL2018 AL2418	 External Elbow – For making 90° external corners. Two couplings furnished.											
AL2410B	 2" [51mm] 1 1/4" [32mm] Blank End – Use with AL2400 Series.	<table border="1"><thead><tr><th>CAT NO.</th><th>A</th><th>B</th></tr></thead><tbody><tr><td>AL2018</td><td>1 7/8" [48mm]</td><td>3" [76mm]</td></tr><tr><td>AL2418</td><td>3" [76mm]</td><td>5" [127mm]</td></tr></tbody></table>	CAT NO.	A	B	AL2018	1 7/8" [48mm]	3" [76mm]	AL2418	3" [76mm]	5" [127mm]			
CAT NO.	A	B												
AL2018	1 7/8" [48mm]	3" [76mm]												
AL2418	3" [76mm]	5" [127mm]												
AL2051 AL2451	 4 1/2" [114mm] 4 1/2" [114mm] Box Adapter – For feeding raceway from an existing wall outlet.	AL2038	 Round Fixture Box (Solid Base) – Designed for use in hanging fixtures. Cover takes any device with mounting screw centers of 2 3/4", 3 1/2", and 4 1/16" [70mm, 89mm, and 103mm]. Base has concentric 1/2" and 3/4" KO.											
		AL2040A	 In-line Single Pole Switch – Single pole 120V switch. Two couplings furnished.											
		AL2043	 In-line Receptacle – Two 15A, 120V U-ground factory wired receptacles. Couplings furnished.											

AL Series (Continued)

Catalog No./Item	Description/Specifications
AL2043IG	In-line Isolated Ground Receptacle – Two 15A, 120V factory wired, isolated ground, orange receptacles. Couplings furnished. 
AL2044 AL2044-2	Deep Device Box – For receptacles and deep devices such as those of signal and alarm systems. Base has open back plate for mounting to existing wall box and solid back plate insert with 1/2" and 3/4" KO to close opening. 

CAT NO.	L	W	D	GANG #
AL2044	4 5/8" [117mm]	3 1/16" [73mm]	2 1/4" [57mm]	1
AL2044-2	4 5/8" [117mm]	4 27/32" [121mm]	2 1/2" [64mm]	2

Catalog No./Item	Description/Specifications			
AL2047	Shallow Switch and Receptacle Box – Designed for standard shallow switches and receptacles. Base has open back plate for mounting to existing wall box and solid back plate insert with 1/2" and 3/4" KO to close opening.			
				
CAT NO.	L	W	D	GANG #
AL2047	4 5/8" [117mm]	3 1/16" [73mm]	1 3/8" [35mm]	1
AL2047-2	4 5/8" [117mm]	4 27/32" [121mm]	1 3/8" [35mm]	2

| AL2446P-D | **Duplex Receptacle Cover Plate** – For in-line mounting of commercially available duplex receptacles. | | | |
| | | | | |

NM2000 Series

Catalog No./Item	Description/Specifications		
Base and Cover			
ITEM	CAT NO.	LENGTH	MATERIAL
Base	NM2000B	8' [2.4m]	PVC-Ivory
Cover	NM2000C	8' [2.4m]	PVC-Ivory
Base & Cover	NM2000BC	5' [1.52m]	PVC-Ivory

NM2003

2" [51mm]

1 3/4" [44mm]

Supporting Clip – Mount to surface with No. 8 flathead screw. Use with NM2000 Series.

W30

Pressure-Type Wire Connector – For common connection of two, three, or four No. 12 or No.14 solid copper conductors. Not for connection of equipment grounding conductor. 300V maximum; 20A 60° C maximum. Not for use with aluminum conductors.

NM2006

1 1/2" [38mm]

Cover Clip – For covering joint where lengths of cover or base adjoin. Use with NM2000 Series.

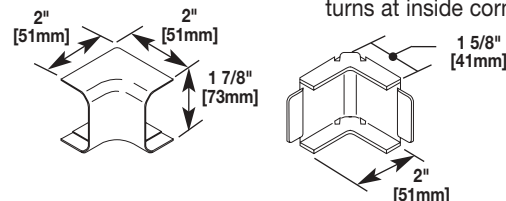
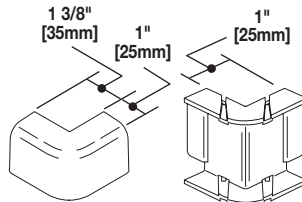
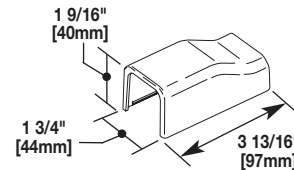
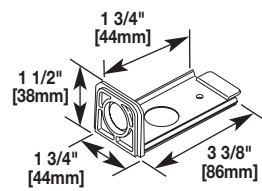
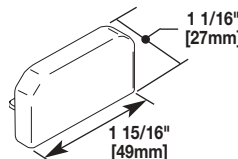
NM2011

3 3/16" [81mm]

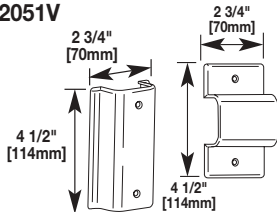
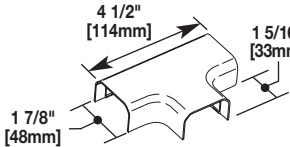
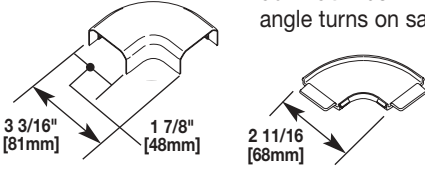
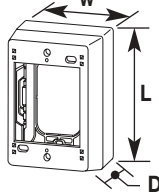
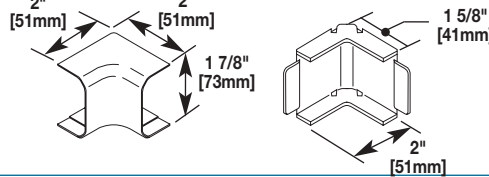
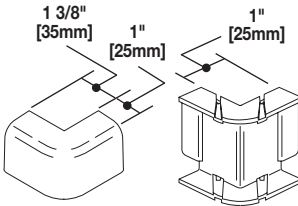
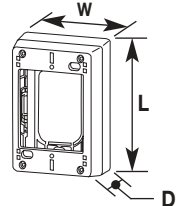
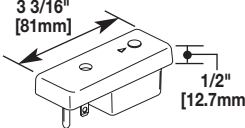
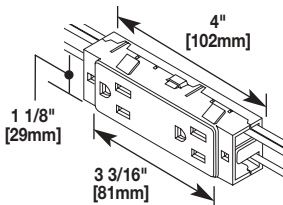
1 7/8" [48mm]

90° Flat Elbow – For right angle turns on same surface.

2 11/16 [68mm]

Catalog No./Item	Description/Specifications
NM2017	Internal Elbow – For right turns at inside corners. 
NM2018	External Elbow – Used for making 90° turns at outside corners. 
NM2010A	Entrance End – Has 1/2" trade size KO on end and bottom. Use with NM2000 Series.  
NM2010B	Blank End Fitting – Use with NM2000 Series. 

NM2000 Series (Continued)






Catalog No./Item	Description/Specifications	Catalog No./Item	Description/Specifications															
NM2051H NM2051V	Wall Box Adapter – For feeding raceway from an existing wall outlet; horizontal or vertical applications. Provides complete access to wall box for connections. 	NM2015	Tee – For branches at right angles. 															
NM2011	90° Flat Elbow – For right angle turns on same surface. 	NM2044	Extra Deep Device Box – For mounting power/communication device when additional depth is required. Has combination twistouts for 2700, 2800, 2900, and NM2000. 															
NM2017	Internal Elbow – For right turns at inside corners. 	<table><tr><th>CAT NO.</th><th>L</th><th>W</th><th>D</th><th>GANG #</th></tr><tr><td>NM2044</td><td>4 3/4" [121mm]</td><td>3" [76mm]</td><td>1 3/4" [44mm]</td><td>1</td></tr><tr><td>NM2044-2</td><td>4 3/4" [121mm]</td><td>4 7/8" [124mm]</td><td>1 3/4" [44mm]</td><td>2</td></tr></table>	CAT NO.	L	W	D	GANG #	NM2044	4 3/4" [121mm]	3" [76mm]	1 3/4" [44mm]	1	NM2044-2	4 3/4" [121mm]	4 7/8" [124mm]	1 3/4" [44mm]	2	
CAT NO.	L	W	D	GANG #														
NM2044	4 3/4" [121mm]	3" [76mm]	1 3/4" [44mm]	1														
NM2044-2	4 3/4" [121mm]	4 7/8" [124mm]	1 3/4" [44mm]	2														
NM2018	External Elbow – Used for making 90° turns at outside corners. 	NM2048	Sure Snap® Device Box – Cover snaps onto base, no screws required. Cover has twistouts on all sides. Rectangular KO in base for extension to wall box. 															
NM2027S	Surge Suppression Module – Field installed replacement module for SGB Series surge strips. Protects all receptacles on the strip. Contains indicator light for proper operation of the suppression module. Suppression three legs. 	<table><tr><th>CAT NO.</th><th>L</th><th>W</th><th>D</th><th>GANG #</th></tr><tr><td>NM2048</td><td>4 3/4" [121mm]</td><td>3" [76mm]</td><td>1 3/4" [44mm]</td><td>1</td></tr><tr><td>NM2048-2</td><td>4 3/4" [121mm]</td><td>4 7/8" [124mm]</td><td>1 3/4" [44mm]</td><td>2</td></tr></table>	CAT NO.	L	W	D	GANG #	NM2048	4 3/4" [121mm]	3" [76mm]	1 3/4" [44mm]	1	NM2048-2	4 3/4" [121mm]	4 7/8" [124mm]	1 3/4" [44mm]	2	
CAT NO.	L	W	D	GANG #														
NM2048	4 3/4" [121mm]	3" [76mm]	1 3/4" [44mm]	1														
NM2048-2	4 3/4" [121mm]	4 7/8" [124mm]	1 3/4" [44mm]	2														
		NM2027-15 NM2027-20	Replacement Receptacles – 15A and 20A replacement devices. 6" [152mm] wire leads each side. 															

Specifications for Surge Module

Standards	UL recognized under the component program of UL Standard 1449, as defined by ANSI/NFPA 70-1990.
Service Voltage	120Vrms nominal operating voltage.
Maximum Continuous Operating Voltage	150Vrms.
Suppression Voltage (Three Line Protection)	Complete surge protective device as assessed by UL:
Actual let through voltage at 6kA 1.2/50µs, 500A, 8/20µs	340 Volts Peak L-N.
Maximum Single Withstand Surge Current	No less than 39kA individually between L-N, L-G, and N-G, based on the sum of the device components.

Suppression Mode	UL1449 Suppression Voltage
Line – Neutral	500V
Line – Ground	500V
Neutral – Ground	500V

Wiring Configuration

			With Snapicoil	
				
GB Series: 3-wire, #12 THHN (1 hot, 1 neutral and 1 ground), 1 circuit; has insulated grounding conductor.	GBA Series: 4-wire, #12 THHN (2 hot, 1 neutral and 1 ground), 2 circuit; outlets wired alternately; has insulated grounding conductor.	IG Series: 3-wire, #12 THHN (1 hot, 1 neutral and 1 ground), 1 circuit; has insulated-isolated grounding conductor. Orange receptacles.	GB Series: 3-wire, #12 THHN (1 hot, 1 neutral and 1 ground), 1 circuit; has insulated grounding conductor.	GBA Series: 4-wire, #12 THHN (2 hot, 1 neutral and 1 ground), 2 circuit; outlets wired alternately; has insulated grounding conductor.

NOTE: SNAPICOIL REELS on custom order. Snapicoil is available on reels if lengths greater than 50' are needed, or if multiple lengths are required for production-type jobs. The maximum length per reel is 240' for Snapicoil with outlets 12" and 18" on centers; 500' with outlets 30" on center. Packaging includes the necessary number of lengths of base, holecut cover, wire clips, and couplings for complete installation. Price and delivery information should be obtained prior to specifying or ordering. To specify or order, add R to the Snapicoil number. Ex: V20GB06R. **Other outlet spacings available on custom order.**

Receptacles are made from high impact thermoplastic. V2000 Plugmold is supplied with two (2) V2010B Blank End Fittings and (1) 2001 Base Coupling. NM2000 Plugmold strips are supplied with two (2) NM2010B Blank End Fittings.

Plugmold Multi Outlet Strip

CATALOG NO.	LENGTH		WIRING CONFIG	OUTLETS		HOUSING
				CENTER DISTANCE	QUANTITY	
20GB306*	3'	[915mm]	GB	6" [152mm]	6 Single 15A	Steel
AL20GB306	3'	[915mm]	GB	6" [152mm]	6 Single 15A	Aluminum
AL20IG306	3'	[915mm]	IG	6" [152mm]	6 Single 15A	Aluminum
24S3612GBX99IV	3'	[915mm]	GB	12" [305mm]	3 Duplex 20A	Steel – Ivory
24S3612GBA99IV	3'	[915mm]	GBA	12" [305mm]	3 Duplex 20A	Steel – Ivory
NM24GB412	4'	[1.2m]	GB	12" [305mm]	4 Duplex 20A	PVC – Ivory
NM24GBA412	4'	[1.2m]	GBA	12" [305mm]	4 Duplex 20A	PVC – Ivory
NM20GB412	4'	[1.2m]	GB	12" [305mm]	4 Duplex 15A	PVC – Ivory
NM20GBA412	4'	[1.2m]	GBA	12" [305mm]	4 Duplex 15A	PVC – Ivory
NM20IG412	4'	[1.2m]	IG	12" [305mm]	4 Duplex 15A	PVC – Ivory
NM20SGB412	4'	[1.2m]	SGB-Surge	12" [305mm]	3 Duplex 15A	PVC – Ivory
20GB506*	5'	[1.5m]	GB	6" [152mm]	10 Single 15A	Steel
20GB512*	5'	[1.5m]	GB	12" [305mm]	5 Single 15A	Steel
20GBA512*	5'	[1.5m]	GBA	12" [305mm]	5 Single 15A	Steel
20IG512*	5'	[1.5m]	IG	12" [305mm]	5 Single 15A	Steel
24S6012GBX99IV	5'	[1.5m]	GB	12" [305mm]	5 Duplex 20A	Steel – Ivory
24S6012IGX99IV	5'	[1.5m]	IG	12" [305mm]	5 Duplex 20A	Steel – Ivory
24S6012GBA99IV	5'	[1.5m]	GBA	12" [305mm]	5 Duplex 20A	Steel – Ivory
AL20GB506	5'	[1.5m]	GB	6" [152mm]	10 Single 15A	Aluminum
AL20GB512	5'	[1.5m]	GB	12" [305mm]	5 Single 15A	Aluminum
AL20IG506	5'	[1.5m]	IG	6" [152mm]	10 Single 15A	Aluminum
NM24GB512	5'	[1.5m]	GB	12" [305mm]	5 Duplex 20A	PVC – Ivory
NM24GB530	5'	[1.5m]	GB	30" [760mm]	2 Duplex 20A	PVC – Ivory
NM24GBA512	5'	[1.5m]	GBA	12" [305mm]	5 Duplex 20A	PVC – Ivory
NM20GB512	5'	[1.5m]	GB	12" [305mm]	5 Duplex 15A	PVC – Ivory
NM20GB515	5'	[1.5m]	GB	15" [381mm]	4 Duplex 15A	PVC – Ivory
NM20GB530	5'	[1.5m]	GB	30" [760mm]	2 Duplex 15A	PVC – Ivory
NM20GBA512	5'	[1.5m]	GBA	12" [305mm]	5 Duplex 15A	PVC – Ivory
NM20IG512	5'	[1.5m]	IG	12" [305mm]	5 Duplex 15A	PVC – Ivory
NM20SGB512	5'	[1.5m]	SGB-Surge	12" [305mm]	4 Duplex 15A	PVC – Ivory

* Use "V" prefix for Ivory finish and "G" prefix for Gray finish.

Plugmold Multi Outlet Strip (Continued)

CATALOG NO.	LENGTH	WIRING CONFIG	OUTLETS		HOUSING
			CENTER DISTANCE	QUANTITY	
20GB606*	6' [1.8m]	GB	6" [152mm]	12 Single 15A	Steel
20GB609*	6' [1.8m]	GB	9" [229mm]	8 Single 15A	Steel
20GB612*	6' [1.8m]	GB	12" [305mm]	6 Single 15A	Steel
20GB618*	6' [1.8m]	GB	18" [457mm]	4 Single 15A	Steel
20GBA609*	6' [1.8m]	GBA	9" [229mm]	8 Single 15A	Steel
20GBA612*	6' [1.8m]	GBA	12" [305mm]	6 Single 15A	Steel
20GBA618*	6' [1.8m]	GB	18" [457mm]	4 Single 15A	Steel
20IG606*	6' [1.8m]	IG	6" [152mm]	12 Single 15A	Steel
24S7212GBX99IV	6' [1.8m]	GB	12" [305mm]	6 Duplex 20A	Steel – Ivory
24S7224GBA99IV	6' [1.8m]	GBA	24" [608mm]	3 Duplex 20A	Steel – Ivory
24S7218GBX99IV	6' [1.8m]	GB	18" [457mm]	4 Duplex 20A	Steel – Ivory
24S7224GBX99IV	6' [1.8m]	GB	24" [608mm]	5 Duplex 20A	Steel – Ivory
24S7218IGX99IV	6' [1.8m]	IG	18" [457mm]	4 Duplex 20A	Steel – Ivory
24S7212IGX99IV	6' [1.8m]	IG	12" [305mm]	6 Duplex 20A	Steel – Ivory
24S7224IGX99IV	6' [1.8m]	IG	24" [608mm]	3 Duplex 20A	Steel – Ivory
24S7212GBA99IV	6' [1.8m]	GBA	12" [305mm]	6 Duplex 20A	Steel – Ivory
24S7218GBA99IV	6' [1.8m]	GBA	18" [457mm]	4 Duplex 20A	Steel – Ivory
AL20GB606	6' [1.8m]	GB	6" [152mm]	12 Single 15A	Aluminum
AL20GB612	6' [1.8m]	GB	12" [305mm]	6 Single 15A	Aluminum
AL20GB618	6' [1.8m]	GB	18" [457mm]	4 Single 15A	Aluminum
AL20GBA606	6' [1.8m]	GBA	6" [152mm]	12 Single 15A	Aluminum
AL20GBA612	6' [1.8m]	GBA	12" [305mm]	6 Single 15A	Aluminum
AL20GBA618	6' [1.8m]	GBA	18" [457mm]	4 Single 15A	Aluminum
AL20IG606	6' [1.8m]	IG	6" [152mm]	12 Single 15A	Aluminum
AL20IG618	6' [1.8m]	IG	18" [457mm]	4 Single 15A	Aluminum
NM24GB612	6' [1.8m]	GB	12" [305mm]	6 Duplex 20A	PVC-Ivory
NM24GB618	6' [1.8m]	GB	18" [457mm]	4 Duplex 20A	PVC-Ivory
NM24GBA612	6' [1.8m]	GBA	12" [305mm]	6 Duplex 20A	PVC-Ivory
NM20GB609	6' [1.8m]	GB	9" [229mm]	8 Duplex 15A	PVC-Ivory
NM20GB612	6' [1.8m]	GB	12" [305mm]	6 Duplex 15A	PVC-Ivory
NM20GB618	6' [1.8m]	GB	18" [457mm]	4 Duplex 15A	PVC-Ivory
NM20GBA609	6' [1.8m]	GBA	9" [229mm]	8 Duplex 15A	PVC-Ivory
NM20GBA612	6' [1.8m]	GBA	12" [305mm]	6 Duplex 15A	PVC-Ivory
NM20IG612	6' [1.8m]	IG	12" [305mm]	6 Duplex 15A	PVC-Ivory
NM20SGB612	6' [1.8m]	SGB-Surge	12" [305mm]	5 Duplex 15A	PVC-Ivory
NM20SGB618	6' [1.8m]	SGB-Surge	18" [457mm]	3 Duplex 15A	PVC-Ivory

* Use "V" prefix for Ivory finish and "G" prefix for Gray finish. Outlets match raceway finish.

Plugmold with Snapicoil Harness

CATALOG NO.	LENGTH	WIRING CONFIG	OUTLETS (15A 120V NEMA 5-15SR)		HOLE CUT COVER		HOUSING
			CENTER DISTANCE	QUANTITY	QUANTITY	LENGTH	
20GB12*	48'	GB	12" [305mm]	48 Single	8	6' [1.8m]	Steel
20GB18*	48'	GB	18" [457mm]	32 Single	8	6' [1.8m]	Steel
V20GB30	50'	GB	30" [760mm]	20 Single	10	5' [1.5m]	Steel-Ivory
NM20GB12	48'	GB	12" [152mm]	24 Duplex	8	6' [1.8m]	PVC-Ivory
20GBA12*	48'	GBA	12" [305mm]	48 Single	8	6' [1.8m]	Steel
NM20GBA12	48'	GBA	12" [305mm]	24 Duplex	8	6' [1.8m]	PVC-Ivory

* Use "V" prefix for Ivory finish and "G" prefix for Gray finish.

Cord-Ended Plugmold Series

CAT NO.	UNIT LENGTH	OUTLETS QUANTITY	CORD SET LENGTH	TYPE	SWITCH	CIRCUIT BREAKER	HOUSING
NM20-C3	3' [.92m]	3 Duplex	6' [1.8m]	14/3 SJT	Yes	Yes	PVC-Ivory
20-C2*	3' 4" [1m]	6 Single	6' [1.8m]	12/3 SJT	No	Yes	Steel
NM20-C4	4' [1.2m]	4 Duplex	6' [1.8m]	14/3 SJT	Yes	Yes	PVC-Ivory
NM20-C5	5' [1.5m]	5 Duplex	6' [1.8m]	14/3 SJT	Yes	Yes	PVC-Ivory
NM20-C6	6' [1.8m]	6 Duplex	6' [1.8m]	14/3 SJT	Yes	Yes	PVC-Ivory

* Use "V" prefix for Ivory finish and "G" prefix for Gray finish.

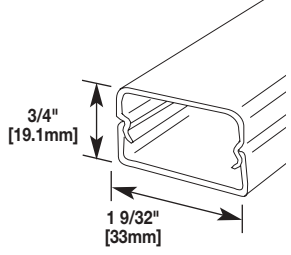
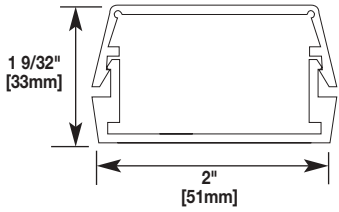
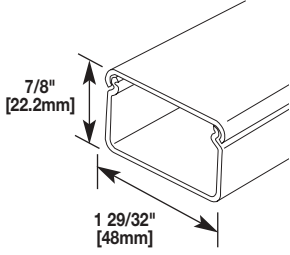
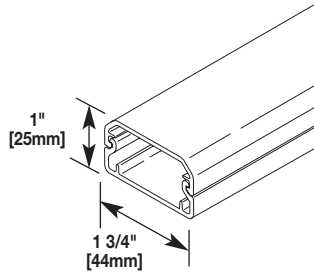
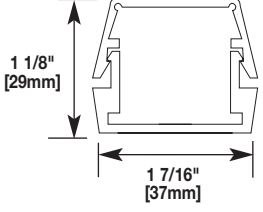
Wire Fill Capacities for Power

CABLE TYPE	WIRE SIZE THHN/THWN	O.D.		NUMBER OF CONDUCTORS (40% FILL)				
		Inches	[mm]	V2000	V2400	NM2000	AL2000	AL2400
POWER WIRING WITHOUT DEVICES	8 AWG	0.216	[5.5]	—	—	—	12	18
	10 AWG	0.166	[4.2]	—	26	15	24	37
	12 AWG	0.130	[3.3]	7*	41	31	38	58
	14 AWG	0.111	[2.8]	7*	57	45	51	78
POWER WIRING WITH DEVICES (PLUGMOLD)	8 AWG	0.218	[5.5]	—	2	—	—	4
	10 AWG	0.153	[3.9]	—	6	—	3	8
	12 AWG	0.122	[3.1]	5*	10	8**	6	12
	14 AWG	0.105	[2.7]	5*	—	8**	8	16

*Wire capacity limited to maximum of seven conductors due to .025" [.6mm] material thickness of cover.

**Including one hot, neutral, and ground wire from the receptacle.

Cross Section

Catalog No./Item	Description/Specifications	Catalog No./Item	Description/Specifications
2000	Base and Cover – Base – 2000B .040" [1.0mm] steel. Cover – 2000C .025" [.6mm] steel.	AL2400	Base and Cover – 6063-T5 extruded aluminum, satin anodized finish, .060" [1.5mm] nominal thickness.
 <p>3/4" [19.1mm]</p> <p>1 9/32" [33mm]</p> <p>Cross-Sectional Area: 0.80in² [516mm²]</p>		 <p>1 9/32" [33mm]</p> <p>2" [51mm]</p> <p>Cross-Sectional Area: 1.7in² [1097mm²]</p>	
V2400	Base and Cover – Base – V2400B .040" [1.0mm] steel. Cover – V2400C .040" [1.0mm] steel.	NM2000	Base and Cover – Extruded PVC, ivory textured finish.
 <p>7/8" [22.2mm]</p> <p>1 29/32" [48mm]</p> <p>Cross-Sectional Area: 1.39in² [897mm²]</p>		 <p>1" [25mm]</p> <p>1 3/4" [44mm]</p> <p>Cross-Sectional Area: 1.14in² [735mm²]</p>	
AL2000	Base and Cover – 6063-T5 extruded aluminum, satin anodized finish, .060" [1.5mm] nominal thickness.		
 <p>1 1/8" [29mm]</p> <p>1 7/16" [37mm]</p> <p>Cross-Sectional Area: 1in² [645mm²]</p>			

Datacom Connectivity Options

Now you have a wide range of options for providing datacom connectivity into Wiremold® Cable Management Systems. They are:

- Ortronics® TracJack® and Series II Modular Connectivity Solutions
- Pass & Seymour Activate™ Modular Inserts
- Open System Communication Modules

Use these icons to determine connectivity options for each Wiremold System component:

ORT	ORT	ORT
P&S	P&S	P&S
OPEN	OPEN	OPEN

ORT

P&S

OPEN

Ortronics® Connectivity

TracJack® Individual Jack System

- Front-loading, snap-in design supports future moves adds and changes
- Inserts for voice, data, audio, and video
- Available Category 3, 5e, 6, USOC 6-position, and other media
- Flat or angled 45° exit configurations
- Choice of 13 colors and color matched to Wiremold Systems
- Universal T568A/B wiring format



Series II Front-Loading, Module System

- Module design features easy snap-in front-loading design
- Linear 110 punch down format for easy termination
- Inserts for voice, data, audio, and video
- Available Category 3, 5e, 6, USOC 6-position, and other media
- Available in flat or angled 45° exit configurations
- Color matched to Wiremold Systems



For detailed product selection refer to the Ortronics Catalog or visit www.ortronics.com.

ORT

P&S

OPEN

Pass & Seymour Legrand Network Wiring

Activate™ Series Front-Loading Inserts

- Modular inserts for voice, data, audio and video applications
- Front-load, snap-in design
- Color and texture matched to Wiremold Systems
- Available Category 3, 5e, 6, as well as 6-position USOC
- Universal T568A/B wiring format



For detailed product selection refer to the Pass & Seymour Network Wiring Catalog or visit www.passandseymour.com.

ORT

P&S

OPEN

Open Connectivity Solutions

Wiremold Open System Communications Modules

- Accommodate a wide range of manufacturers' communications outlets including keystone jacks, as well as proprietary solutions from Avaya (Lucent) and NORDX
- Modules insert into a wide range of Wiremold Systems
- Pre-punched faceplates accept common communication devices



NOTE: For more information on integrating connectivity into Wiremold Cable Management Systems contact the Wiremold Applications Engineering Team or your local Wiremold Sales Representative.

WIREMOLD



Wiremold / Legrand

U.S. and International:

60 Woodlawn Street • West Hartford, CT 06110

1-800-621-0049 • FAX 860-232-2062 • Outside U.S. 860-233-6251

Canada:

570 Applewood Crescent • Vaughan, Ontario L4K 4B4

1-800-723-5175 • FAX 905-738-9721



Mouser Electronics

Authorized Distributor

Click to View Pricing, Inventory, Delivery & Lifecycle Information:

[Wiremold:](#)

[V20GB618](#) [V20GB512](#) [V20GB506](#) [V20GB612](#) [V20GB606](#) [V2400BC](#) [V2448-2](#) [V20GB306](#) [G20GB306](#)
[G20GB506](#) [G20GB512](#) [G20GB606](#) [V20GB609](#) [G20GB609](#) [G20GB612](#) [G20GB618](#) [V20IG306](#) [G20IG306](#)
[V20IG512](#) [G20IG512](#) [V20IG606](#) [G20IG606](#) [W30](#) [2000WC](#) [V2003](#) [V2006](#) [G2006](#) [V2010A3](#) [G2010A3](#) [V2010A2](#)
[G2010A2](#) [V2010B](#) [G2010B](#) [V2011](#) [G2011](#) [V2015](#) [G2015](#) [V2018C](#) [V2048](#) [G2048](#) [V2048-2](#) [G2048-2](#) [V2051H](#)
[V2089](#) [V2089E](#) [NM20GB412](#) [NM20GB512](#) [NM20GB515](#) [NM20GB530](#) [NM20GB609](#) [NM20GB612](#) [NM20GB618](#)
[NM20IG412](#) [NM20IG512](#) [NM20IG612](#) [NM20SGB412](#) [NM20SGB512](#) [NM20SGB612](#) [NM2000WC](#) [NM2003](#) [NM2006](#)
[NM2010A](#) [NM2010B](#) [NM2011](#) [NM2015](#) [NM2017](#) [NM2018](#) [NM2051H](#) [NM2051V](#) [V2410A](#) [AL2000B-10](#) [AL2000B-](#)
[5](#) [AL2000C-5](#) [AL2003](#) [AL2009](#) [AL2010A](#) [AL2010B](#) [AL2400B-10](#) [AL2400B-5](#) [AL2400C](#) [G2000B-5](#) [G2000BC](#)
[G2000C](#) [V2000B-5](#) [V2000C](#) [V2400B](#) [V2400B-10](#) [V2400BD](#) [V2400C](#)