



**Is Now Part of**



**ON Semiconductor®**

**To learn more about ON Semiconductor, please visit our website at**  
**[www.onsemi.com](http://www.onsemi.com)**

Please note: As part of the Fairchild Semiconductor integration, some of the Fairchild orderable part numbers will need to change in order to meet ON Semiconductor's system requirements. Since the ON Semiconductor product management systems do not have the ability to manage part nomenclature that utilizes an underscore (\_), the underscore (\_) in the Fairchild part numbers will be changed to a dash (-). This document may contain device numbers with an underscore (\_). Please check the ON Semiconductor website to verify the updated device numbers. The most current and up-to-date ordering information can be found at [www.onsemi.com](http://www.onsemi.com). Please email any questions regarding the system integration to [Fairchild\\_questions@onsemi.com](mailto:Fairchild_questions@onsemi.com).

ON Semiconductor and the ON Semiconductor logo are trademarks of Semiconductor Components Industries, LLC dba ON Semiconductor or its subsidiaries in the United States and/or other countries. ON Semiconductor owns the rights to a number of patents, trademarks, copyrights, trade secrets, and other intellectual property. A listing of ON Semiconductor's product/patent coverage may be accessed at [www.onsemi.com/site/pdf/Patent-Marking.pdf](http://www.onsemi.com/site/pdf/Patent-Marking.pdf). ON Semiconductor reserves the right to make changes without further notice to any products herein. ON Semiconductor makes no warranty, representation or guarantee regarding the suitability of its products for any particular purpose, nor does ON Semiconductor assume any liability arising out of the application or use of any product or circuit, and specifically disclaims any and all liability, including without limitation special, consequential or incidental damages. Buyer is responsible for its products and applications using ON Semiconductor products, including compliance with all laws, regulations and safety requirements or standards, regardless of any support or applications information provided by ON Semiconductor. "Typical" parameters which may be provided in ON Semiconductor data sheets and/or specifications can and do vary in different applications and actual performance may vary over time. All operating parameters, including "Typicals" must be validated for each customer application by customer's technical experts. ON Semiconductor does not convey any license under its patent rights nor the rights of others. ON Semiconductor products are not designed, intended, or authorized for use as a critical component in life support systems or any FDA Class 3 medical devices or medical devices with a same or similar classification in a foreign jurisdiction or any devices intended for implantation in the human body. Should Buyer purchase or use ON Semiconductor products for any such unintended or unauthorized application, Buyer shall indemnify and hold ON Semiconductor and its officers, employees, subsidiaries, affiliates, and distributors harmless against all claims, costs, damages, and expenses, and reasonable attorney fees arising out of, directly or indirectly, any claim of personal injury or death associated with such unintended or unauthorized use, even if such claim alleges that ON Semiconductor was negligent regarding the design or manufacture of the part. ON Semiconductor is an Equal Opportunity/Affirmative Action Employer. This literature is subject to all applicable copyright laws and is not for resale in any manner.

# KA79L05A

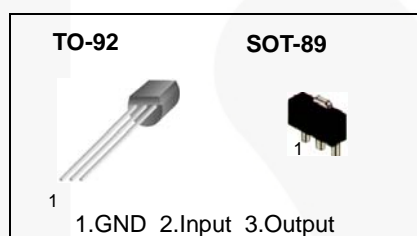
## 3-Terminal 0.1 A Negative Voltage Regulator

### Features

- Output Current up to 100 mA
- No External Components
- Internal Thermal Over load Protection
- Internal Short-Circuit Current Limiting
- Output Voltage Offered in  $\pm 5\%$  Tolerance
- Output Voltage: -5 V

### Description

These regulators employ internal current limiting and thermal shutdown.



### Ordering Information

Part Number	Operating Temperature Range	Top Mark	Package	Packing Method
KA79L05AMTF	0 ~ +125°C	9A	SOT-89	Tape and Reel
KA79L05AZTA		KA79L05AZ	TO-92	Ammo

### Block Diagram

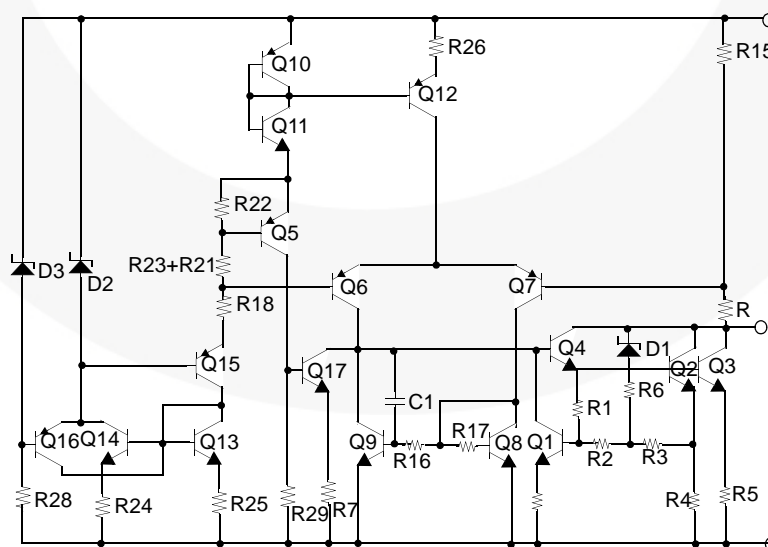


Figure 1. Block Diagram

## Absolute Maximum Ratings

Stresses exceeding the absolute maximum ratings may damage the device. The device may not function or be operable above the recommended operating conditions and stressing the parts to these levels is not recommended. In addition, extended exposure to stresses above the recommended operating conditions may affect device reliability. The absolute maximum ratings are stress ratings only. Values are at  $T_A = 25^\circ\text{C}$  unless otherwise noted.

Symbol	Parameter	Value	Unit
$V_I$	Input Voltage	-30	V
$T_{OPR}$	Operating Temperature Range	0 ~ +125	$^\circ\text{C}$
$T_{STG}$	Storage Temperature Range	-65 ~ +150	$^\circ\text{C}$

## Electrical Characteristics

$V_I = -10\text{ V}$ ,  $I_O = 40\text{ mA}$ ,  $C_I = 0.33\text{ }\mu\text{F}$ ,  $C_O = 0.1\text{ }\mu\text{F}$ ,  $0^\circ\text{C} \leq T_J \leq +125^\circ\text{C}$ , unless otherwise specified.

Symbol	Parameter	Conditions	Min.	Typ.	Max.	Unit
$V_O$	Output Voltage	$T_J = +25^\circ\text{C}$	-4.8	-5.0	-5.2	V
$\Delta V_O$	Line Regulation <sup>(1)</sup>	$T_J = +25^\circ\text{C}$	$-7.0\text{ V} \geq V_I \geq -20\text{ V}$		15	150 mV
			$-8\text{ V} \geq V_I \geq -20\text{ V}$		100	mV
$\Delta V_O$	Load Regulation <sup>(1)</sup>	$T_J = +25^\circ\text{C}$	$1.0\text{ mA} \leq I_O \leq 100\text{ mA}$		20	60 mV
			$1.0\text{ mA} \leq I_O \leq 40\text{ mA}$		10	30 mV
$V_O$	Output Voltage	$-7.0\text{ V} \geq V_I \geq -20\text{ V}$ , $1.0\text{ mA} \leq I_O \leq 40\text{ mA}$	-4.75		-5.25	V
		$V_I = -10\text{ V}$ , $1.0\text{ mA} \leq I_O \leq 70\text{ mA}$	-4.75		-5.25	V
$I_Q$	Quiescent Current	$T_J = +25^\circ\text{C}$		2.0	5.5	mA
		$T_J = +125^\circ\text{C}$			6.0	
$\Delta I_Q$	Quiescent Current Change	With Line	$-8\text{ V} \geq V_I \geq -20\text{ V}$		1.5	mA
$\Delta I_Q$		With Load	$1.0\text{ mA} \leq I_O \leq 40\text{ mA}$		0.1	mA
$V_N$	Output Noise Voltage	$T_A = +25^\circ\text{C}$ , $10\text{ Hz} \leq f \leq 100\text{ kHz}$		30		$\mu\text{V}$
RR	Ripple Rejection	$f = 120\text{ Hz}$ , $-8\text{ V} \geq V_I \geq -18\text{ V}$ , $T_J = +25^\circ\text{C}$	41	60		dB
$V_D$	Dropout Voltage	$T_J = +25^\circ\text{C}$		1.7		V

### Note:

1. Load and line regulation are specified at constant junction temperature. Changes in  $V_O$  due to heating effects must be taken into account separately. Pulse testing with low duty is used.

## Typical Application

### Design Considerations

The KA79L05A fixed voltage-regulator is designed with thermal overload protection that shuts down the circuit when subjected to an excessive power overload condition. Internal short-circuit protection limits the maximum current the circuit will pass. In many low current applications, compensation capacitors are not required. However, it is recommended that the regulator input be bypassed with a capacitor if the regulator is connected to the power supply filter with long wire lengths, or if the output load capacitance is large. An input bypass capacitor should be selected to provide good high-frequency characteristics to ensure stable operation under all load conditions. A  $0.33\ \mu\text{F}$  or larger tantalum, mylar, or other capacitor having low internal impedance at high frequencies should be chosen. The bypass capacitor should be mounted with the shortest possible leads directly across the regulator's input terminals. Good construction techniques should be used to minimize ground loops and lead resistance drops since the regulator has no external sense lead. Bypassing the output is also recommended.

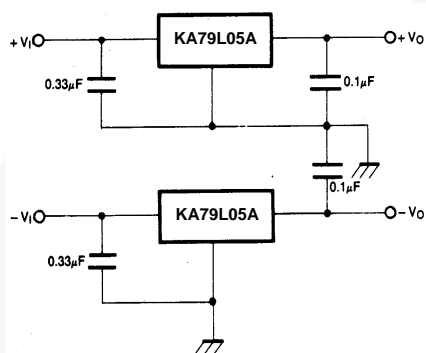


Figure 2. Positive and Negative Regulator

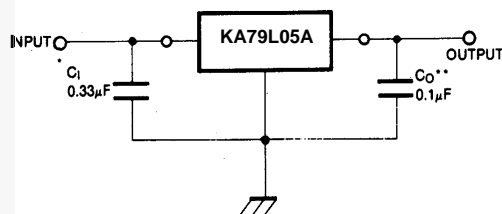


Figure 3. Typical Application

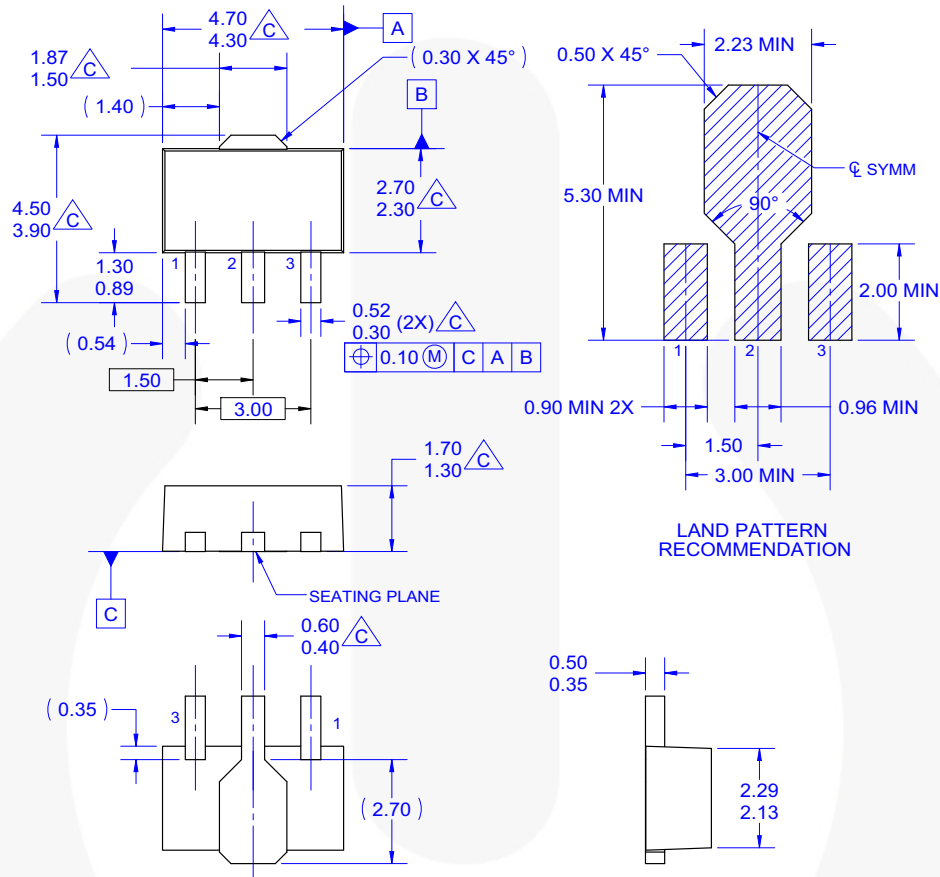
A common ground is required between the input and the output voltages. The input voltage must remain typically 2.0 V above the output voltage, even during the low point on the input ripple voltage.

\*  $C_I$  is required if regulator is located an appreciable distance from power supply filter.

\*\*  $C_O$  improves stability and transient response.

## Physical Dimensions

## SOT-89



NOTES: UNLESS OTHERWISE SPECIFIED.

A. REFERENCE TO JEDEC TO-243 VARIATION AA.  
B. ALL DIMENSIONS ARE IN MILLIMETERS.

C. DOES NOT COMPLY JEDEC STANDARD VALUE.  
D. DIMENSIONS ARE EXCLUSIVE OF BURRS,  
MOLD FLASH AND TIE BAR PROTRUSION.  
E. DIMENSION AND TOLERANCE AS PER ASME  
Y14.5-1994.  
F. DRAWING FILE NAME: MA03CREV2

Figure 4. 3-Lead, SOT-89, JEDEC TO-243, Option AA

Package drawings are provided as a service to customers considering Fairchild components. Drawings may change in any manner without notice. Please note the revision and/or date on the drawing and contact a Fairchild Semiconductor representative to verify or obtain the most recent revision. Package specifications do not expand the terms of Fairchild's worldwide terms and conditions, specifically the warranty therein, which covers Fairchild products.

Always visit Fairchild Semiconductor's online packaging area for the most recent package drawings:

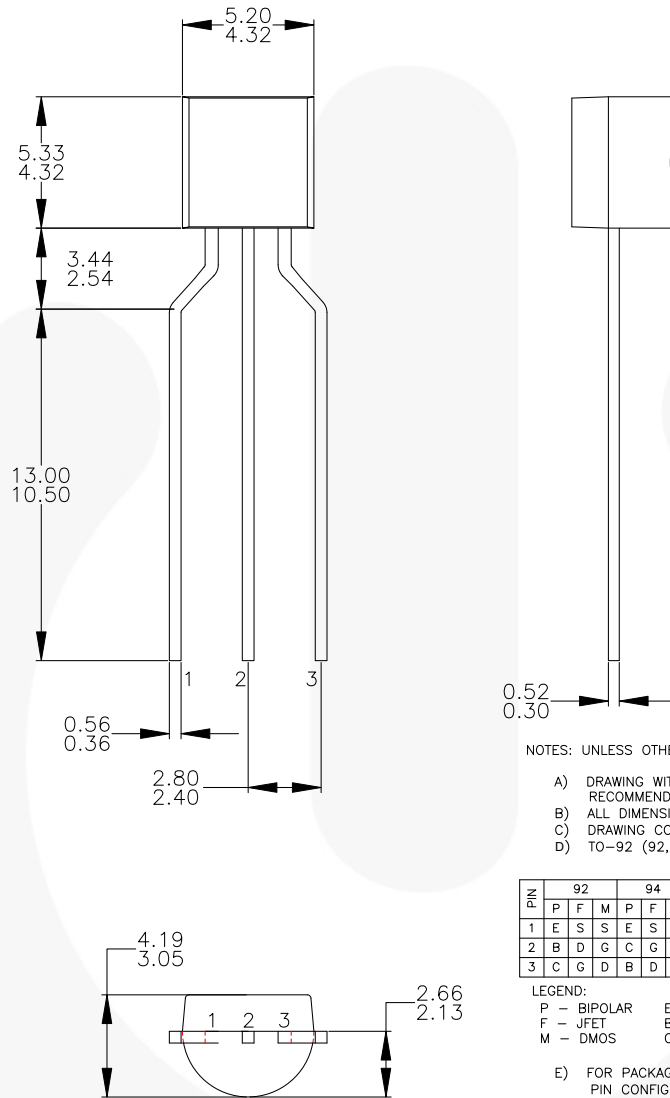
<http://www.fairchildsemi.com/packaging/>.

For current tape and reel specifications, visit Fairchild Semiconductor's online packaging area:

[http://www.fairchildsemi.com/products/discrete/pdf/sot89\\_tr.pdf](http://www.fairchildsemi.com/products/discrete/pdf/sot89_tr.pdf).

## Physical Dimensions (Continued)

## TO-92 Ammo Type



NOTES: UNLESS OTHERWISE SPECIFIED





- A) DRAWING WITH REFERENCE TO JEDEC TO-92 RECOMMENDATIONS.  
 B) ALL DIMENSIONS ARE IN MILLIMETERS.  
 C) DRAWING CONFORMS TO ASME Y14.5M-1994.  
 D) TO-92 (92,94,96,97,98) PIN CONFIGURATION:

PIN	92	94	96	97	98
1	P	F	M	P	F
2	E	S	S	E	S
3	B	D	G	C	G
4	D	E	S	S	B
5	C	G	D	B	D
6	G	C	G	D	E
7	S	S	B	D	C
8	E	S	S	E	S
9	B	D	G	C	G
10	D	E	S	S	B
11	C	G	D	B	D
12	G	C	G	D	E
13	S	S	B	D	C
14	E	S	S	E	S
15	B	D	G	C	G
16	D	E	S	S	B
17	C	G	D	B	D
18	G	C	G	D	E
19	S	S	B	D	C
20	E	S	S	E	S
21	B	D	G	C	G
22	D	E	S	S	B
23	C	G	D	B	D
24	G	C	G	D	E
25	S	S	B	D	C
26	E	S	S	E	S
27	B	D	G	C	G
28	D	E	S	S	B
29	C	G	D	B	D
30	G	C	G	D	E
31	S	S	B	D	C
32	E	S	S	E	S
33	B	D	G	C	G
34	D	E	S	S	B
35	C	G	D	B	D
36	G	C	G	D	E
37	S	S	B	D	C
38	E	S	S	E	S
39	B	D	G	C	G
40	D	E	S	S	B
41	C	G	D	B	D
42	G	C	G	D	E
43	S	S	B	D	C
44	E	S	S	E	S
45	B	D	G	C	G
46	D	E	S	S	B
47	C	G	D	B	D
48	G	C	G	D	E
49	S	S	B	D	C
50	E	S	S	E	S
51	B	D	G	C	G
52	D	E	S	S	B
53	C	G	D	B	D
54	G	C	G	D	E
55	S	S	B	D	C
56	E	S	S	E	S
57	B	D	G	C	G
58	D	E	S	S	B
59	C	G	D	B	D
60	G	C	G	D	E
61	S	S	B	D	C
62	E	S	S	E	S
63	B	D	G	C	G
64	D	E	S	S	B
65	C	G	D	B	D
66	G	C	G	D	E
67	S	S	B	D	C
68	E	S	S	E	S
69	B	D	G	C	G
70	D	E	S	S	B
71	C	G	D	B	D
72	G	C	G	D	E
73	S	S	B	D	C
74	E	S	S	E	S
75	B	D	G	C	G
76	D	E	S	S	B
77	C	G	D	B	D
78	G	C	G	D	E
79	S	S	B	D	C
80	E	S	S	E	S
81	B	D	G	C	G
82	D	E	S	S	B
83	C	G	D	B	D
84	G	C	G	D	E
85	S	S	B	D	C
86	E	S	S	E	S
87	B	D	G	C	G
88	D	E	S	S	B
89	C	G	D	B	D
90	G	C	G	D	E
91	S	S	B	D	C
92	E	S	S	E	S
93	B	D	G	C	G
94	D	E	S	S	B
95	C	G	D	B	D
96	G	C	G	D	E
97	S	S	B	D	C
98	E	S	S	E	S
99	B	D	G	C	G
100	D	E	S	S	B
101	C	G	D	B	D
102	G	C	G	D	E
103	S	S	B	D	C
104	E	S	S	E	S
105	B	D	G	C	G
106	D	E	S	S	B
107	C	G	D	B	D
108	G	C	G	D	E
109	S	S	B	D	C
110	E	S	S	E	S
111	B	D	G	C	G
112	D	E	S	S	B
113	C	G	D	B	D
114	G	C	G	D	E
115	S	S	B	D	C
116	E	S	S	E	S
117	B	D	G	C	G
118	D	E	S	S	B
119	C	G	D	B	D
120	G	C	G	D	E
121	S	S	B	D	C
122	E	S	S	E	S
123	B	D	G	C	G
124	D	E	S	S	B
125	C	G	D	B	D
126	G	C	G	D	E
127	S	S	B	D	C
128	E	S	S	E	S
129	B	D	G	C	G
130	D	E	S	S	B
131	C	G	D	B	D
132	G	C	G	D	E
133	S	S	B	D	C
134	E	S	S	E	S
135	B	D	G	C	G
136	D	E	S	S	B
137	C	G	D	B	D
138	G	C	G	D	E
139	S	S	B	D	C
140	E	S	S	E	S
141	B	D	G	C	G
142	D	E	S	S	B
143	C	G	D	B	D
144	G	C	G	D	E
145	S	S	B	D	C
146	E	S	S	E	S
147	B	D	G	C	G
148	D	E	S	S	B
149	C	G	D	B	D
150	G	C	G	D	E
151	S	S	B	D	C
152	E	S	S	E	S
153	B	D	G	C	G
154	D	E	S	S	B
155	C	G	D	B	D
156	G	C	G	D	E
157	S	S	B	D	C
158	E	S	S	E	S
159	B	D	G	C	G
160	D	E	S	S	B
161	C	G	D	B	D
162	G	C	G	D	E
163	S	S	B	D	C
164	E	S	S	E	S
165	B	D	G	C	G
166	D	E	S	S	B
167	C	G	D	B	D
168	G	C	G	D	E
169	S	S	B	D	C
170	E	S	S	E	S
171	B	D	G	C	G
172	D	E	S	S	B
173	C	G	D	B	D
174	G	C	G	D	E
175	S	S	B	D	C
176	E	S	S	E	S
177	B	D	G	C	G
178	D	E	S	S	B
179	C	G	D	B	D
180	G	C	G	D	E
181	S	S	B	D	C
182	E	S	S	E	S
183	B	D	G	C	G
184	D	E	S	S	B
185	C	G	D	B	D
186	G	C	G	D	E
187	S	S	B	D	C
188	E	S	S	E	S
189	B	D	G	C	G
190	D	E	S	S	B
191	C	G	D	B	D
192	G	C	G	D	E
193	S	S	B	D	C
194	E	S	S	E	S
195	B	D	G	C	G
196	D	E	S	S	B
197	C	G	D	B	D
198	G	C	G	D	E
199	S	S	B	D	C
200	E	S	S	E	S
201	B	D	G	C	G
202	D	E	S	S	B
203	C	G	D	B	D
204	G	C	G	D	E
205	S	S	B	D	C
206	E	S	S	E	S
207	B	D	G	C	G
208	D	E	S	S	B
209	C	G	D	B	D
210	G	C	G	D	E
211	S	S	B	D	C
212	E	S	S	E	S
213	B	D	G	C	G
214	D	E	S	S	B
215	C	G	D	B	D
216	G	C	G	D	E
217	S	S	B	D	C
218	E	S	S	E	S
219	B	D	G	C	G
220	D	E	S	S	B
221	C	G	D	B	D
222	G	C	G	D	E
223	S	S	B	D	C
224	E	S	S	E	S
225	B	D	G	C	G
226	D	E	S	S	B
227	C	G	D	B	D
228	G	C	G	D	E
229	S	S	B	D	C
230	E	S	S	E	S
231	B	D	G	C	G
232	D	E	S	S	B
233	C	G	D	B	D
234	G	C	G	D	E
235	S	S	B	D	C
236	E	S	S	E	S
237	B	D	G	C	G
238	D	E	S	S	B
239	C	G	D	B	D
240	G	C	G	D	E
241	S	S	B	D	C
242	E	S	S	E	S
243	B	D	G	C	G
244	D	E	S	S	B
245	C	G	D	B	D
246	G	C	G	D	E
247	S	S	B	D	C
248	E	S	S	E	S
249	B	D	G	C	G
250	D	E	S	S	B
251	C	G	D	B	D
252	G	C	G	D	E
253	S	S	B	D	C
254	E	S	S	E	S
255	B	D	G	C	G
256	D	E	S	S	B
257	C	G	D	B	D
258	G	C	G	D	E
259	S	S	B	D	C
260	E	S	S	E	S
261	B	D	G	C	G
262	D	E	S	S	B
263	C	G	D	B	D
264	G	C	G	D	E
265	S	S	B	D	C
266	E	S	S	E	S
267	B	D	G	C	G
268	D	E	S	S	B
269	C	G	D	B	D
270	G	C	G	D	E
271	S	S	B	D	C
272	E	S	S	E	S
273	B	D	G	C	G
274	D	E	S	S	B
275	C	G	D	B	D
276	G	C	G	D	E
277	S	S	B	D	C
278	E	S	S	E	S
279	B	D	G	C	G
280	D	E	S	S	B
281	C	G	D	B	D
282	G	C	G	D	E
283	S	S	B	D	C
284	E	S	S	E	S
285	B	D	G	C	G
286	D	E	S	S	B
287	C	G	D	B	D
288	G	C	G	D	E
289	S	S	B	D	C
290	E	S	S	E	S
291	B	D	G	C	G
292	D	E	S	S	B
293	C	G	D	B	D
294	G	C	G	D	E
295	S	S	B	D	C
296	E	S	S	E	S
297	B	D	G	C	G</



## TRADEMARKS

The following includes registered and unregistered trademarks and service marks, owned by Fairchild Semiconductor and/or its global subsidiaries, and is not intended to be an exhaustive list of all such trademarks.

2Cool™	F-PFS™	PowerTrench®	The Power Franchise®
AccuPower™	FRFET®	PowerXS™	the power franchise
AX-CAP™*	Global Power Resource™	Programmable Active Droop™	TinyBoost™
BitSiC™	GreenBridge™	QFET®	TinyBuck™
Build it Now™	Green FPS™	QS™	TinyCalc™
CorePLUS™	Green FPS™ e-Series™	Quiet Series™	TinyLogic®
CorePOWER™	Gmax™	RapidConfigure™	TINYOPTO™
CROSSVOLT™	GTO™	 Saving our world, 1mW/W/kW at a time™	TinyPower™
CTL™	IntelliMAX™	SignalWise™	TinyPWM™
Current Transfer Logic™	ISOPLANAR™	SmartMax™	TinyWire™
DEUXPEED®	Making Small Speakers Sound Louder and Better™	SMART START™	TranSiC™
Dual Cool™	MegaBuck™	Solutions for Your Success™	TriFault Detect™
EcoSPARK®	MICROCOUPLER™	SPM®	TRUECURRENT®*
EfficientMax™	MicroFET™	STEALTH™	μSerDes™
ESBC™	MicroPak™	SuperFET®	 SerDes®
 Fairchild®	MicroPak2™	SuperSOT™-3	UHC™
Fairchild Semiconductor®	MillerDrive™	SuperSOT™-6	Ultra FRFET™
FACT Quiet Series™	MotionMax™	SuperSOT™-8	UniFET™
FACT®	mWSaver™	SupreMOS®	VCX™
FAST®	OptoHiT™	SyncFET™	VisualMax™
FastvCore™	OPTOLOGIC®	Sync-Lock™	VoltagePlus™
FETBench™	OPTOPLANAR®	 SYSTEM GENERAL®*	XS™
FPS™			

\* Trademarks of System General Corporation, used under license by Fairchild Semiconductor.

## DISCLAIMER

FAIRCHILD SEMICONDUCTOR RESERVES THE RIGHT TO MAKE CHANGES WITHOUT FURTHER NOTICE TO ANY PRODUCTS HEREIN TO IMPROVE RELIABILITY, FUNCTION, OR DESIGN. FAIRCHILD DOES NOT ASSUME ANY LIABILITY ARISING OUT OF THE APPLICATION OR USE OF ANY PRODUCT OR CIRCUIT DESCRIBED HEREIN; NEITHER DOES IT CONVEY ANY LICENSE UNDER ITS PATENT RIGHTS, NOR THE RIGHTS OF OTHERS. THESE SPECIFICATIONS DO NOT EXPAND THE TERMS OF FAIRCHILD'S WORLDWIDE TERMS AND CONDITIONS, SPECIFICALLY THE WARRANTY THEREIN, WHICH COVERS THESE PRODUCTS.

## LIFE SUPPORT POLICY

FAIRCHILD'S PRODUCTS ARE NOT AUTHORIZED FOR USE AS CRITICAL COMPONENTS IN LIFE SUPPORT DEVICES OR SYSTEMS WITHOUT THE EXPRESS WRITTEN APPROVAL OF FAIRCHILD SEMICONDUCTOR CORPORATION.

As used herein:

1. Life support devices or systems are devices or systems which, (a) are intended for surgical implant into the body or (b) support or sustain life, and (c) whose failure to perform when properly used in accordance with instructions for use provided in the labeling, can be reasonably expected to result in a significant injury of the user.
2. A critical component in any component of a life support, device, or system whose failure to perform can be reasonably expected to cause the failure of the life support device or system, or to affect its safety or effectiveness.

## ANTI-COUNTERFEITING POLICY

Fairchild Semiconductor Corporation's Anti-Counterfeiting Policy. Fairchild's Anti-Counterfeiting Policy is also stated on our external website, [www.fairchildsemi.com](http://www.fairchildsemi.com), under Sales Support.

Counterfeiting of semiconductor parts is a growing problem in the industry. All manufacturers of semiconductor products are experiencing counterfeiting of their parts. Customers who inadvertently purchase counterfeit parts experience many problems such as loss of brand reputation, substandard performance, failed applications, and increased cost of production and manufacturing delays. Fairchild is taking strong measures to protect ourselves and our customers from the proliferation of counterfeit parts. Fairchild strongly encourages customers to purchase Fairchild parts either directly from Fairchild or from Authorized Fairchild Distributors who are listed by country on our web page cited above. Products customers buy either from Fairchild directly or from Authorized Fairchild Distributors are genuine parts, have full traceability, meet Fairchild's quality standards for handling and storage and provide access to Fairchild's full range of up-to-date technical and product information. Fairchild and our Authorized Distributors will stand behind all warranties and will appropriately address any warranty issues that may arise. Fairchild will not provide any warranty coverage or other assistance for parts bought from Unauthorized Sources. Fairchild is committed to combat this global problem and encourage our customers to do their part in stopping this practice by buying direct or from authorized distributors.

## PRODUCT STATUS DEFINITIONS

### Definition of Terms

Datasheet Identification	Product Status	Definition
Advance Information	Formative / In Design	Datasheet contains the design specifications for product development. Specifications may change in any manner without notice.
Preliminary	First Production	Datasheet contains preliminary data; supplementary data will be published at a later date. Fairchild Semiconductor reserves the right to make changes at any time without notice to improve design.
No Identification Needed	Full Production	Datasheet contains final specifications. Fairchild Semiconductor reserves the right to make changes at any time without notice to improve the design.
Obsolete	Not In Production	Datasheet contains specifications on a product that is discontinued by Fairchild Semiconductor. The datasheet is for reference information only.

Rev. I63

ON Semiconductor and  are trademarks of Semiconductor Components Industries, LLC dba ON Semiconductor or its subsidiaries in the United States and/or other countries. ON Semiconductor owns the rights to a number of patents, trademarks, copyrights, trade secrets, and other intellectual property. A listing of ON Semiconductor's product/patent coverage may be accessed at [www.onsemi.com/site/pdf/Patent-Marking.pdf](http://www.onsemi.com/site/pdf/Patent-Marking.pdf). ON Semiconductor reserves the right to make changes without further notice to any products herein. ON Semiconductor makes no warranty, representation or guarantee regarding the suitability of its products for any particular purpose, nor does ON Semiconductor assume any liability arising out of the application or use of any product or circuit, and specifically disclaims any and all liability, including without limitation special, consequential or incidental damages. Buyer is responsible for its products and applications using ON Semiconductor products, including compliance with all laws, regulations and safety requirements or standards, regardless of any support or applications information provided by ON Semiconductor. "Typical" parameters which may be provided in ON Semiconductor data sheets and/or specifications can and do vary in different applications and actual performance may vary over time. All operating parameters, including "Typicals" must be validated for each customer application by customer's technical experts. ON Semiconductor does not convey any license under its patent rights nor the rights of others. ON Semiconductor products are not designed, intended, or authorized for use as a critical component in life support systems or any FDA Class 3 medical devices or medical devices with a same or similar classification in a foreign jurisdiction or any devices intended for implantation in the human body. Should Buyer purchase or use ON Semiconductor products for any such unintended or unauthorized application, Buyer shall indemnify and hold ON Semiconductor and its officers, employees, subsidiaries, affiliates, and distributors harmless against all claims, costs, damages, and expenses, and reasonable attorney fees arising out of, directly or indirectly, any claim of personal injury or death associated with such unintended or unauthorized use, even if such claim alleges that ON Semiconductor was negligent regarding the design or manufacture of the part. ON Semiconductor is an Equal Opportunity/Affirmative Action Employer. This literature is subject to all applicable copyright laws and is not for resale in any manner.

## PUBLICATION ORDERING INFORMATION

### LITERATURE FULFILLMENT:

Literature Distribution Center for ON Semiconductor  
19521 E. 32nd Pkwy, Aurora, Colorado 80011 USA  
**Phone:** 303-675-2175 or 800-344-3860 Toll Free USA/Canada  
**Fax:** 303-675-2176 or 800-344-3867 Toll Free USA/Canada  
**Email:** [orderlit@onsemi.com](mailto:orderlit@onsemi.com)

**N. American Technical Support:** 800-282-9855 Toll Free  
USA/Canada

**Europe, Middle East and Africa Technical Support:**  
Phone: 421 33 790 2910

**Japan Customer Focus Center**  
Phone: 81-3-5817-1050

**ON Semiconductor Website:** [www.onsemi.com](http://www.onsemi.com)

**Order Literature:** <http://www.onsemi.com/orderlit>

For additional information, please contact your local  
Sales Representative