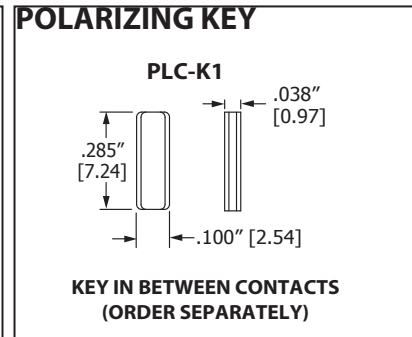
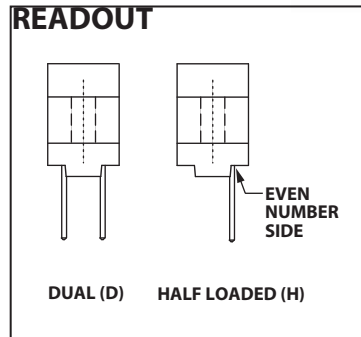





## .100" [2.54 mm] Contact Centers, .610" [15.49 mm] Insulator Height, Dip Solder/Wire Wrap/Right Angle/Card Extender

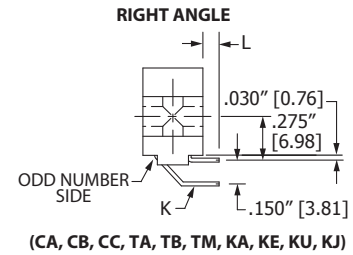
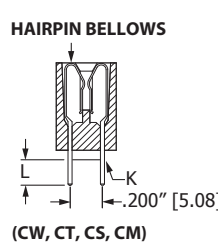
### SPECIFICATIONS

- Accommodates .062" ± .008" [1.57 mm ± 0.20 mm] mating PCB (For .093" [2.36 mm] or .125" [3.18 mm] mating PCB see following pages)
- PBT, PPS or PA9T insulator
- Molded-in key available
- 3 Amps current rating for one contact energized
- 30 milli Ohms maximum at rated current
- UL Flammability Rating: 94V-0

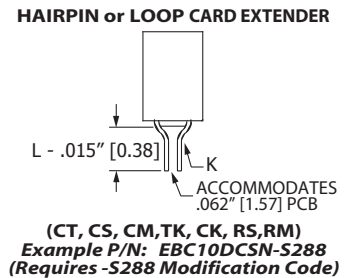
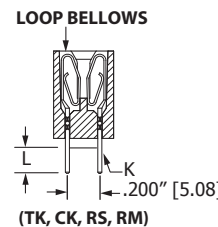


### TERMINATION TYPE

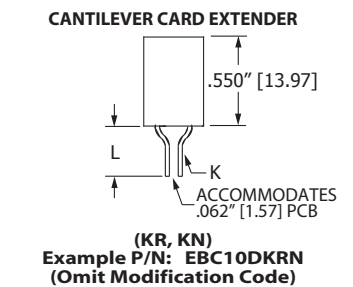
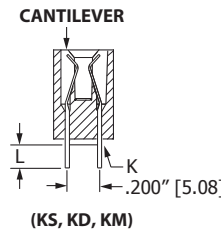
| HAIRPIN BELLOWS | TERMINATION TYPE | POST CROSS SECTION K        | POST LENGTH L<br>.025" [0.64] | FITS MIN. HOLE SIZE |
|-----------------|------------------|-----------------------------|-------------------------------|---------------------|
| CW              | DIP SOLDER       | .015" X .025" [0.38 X 0.64] | .125" [3.18]                  | .035" [0.89]        |
| CT              | DIP SOLDER       | .015" X .025" [0.38 X 0.64] | .170" [4.32]                  | .035" [0.89]        |
| CS              | DIP SOLDER       | .025" [0.64] SQUARE         | .160" [4.06]                  | .040" [1.02]        |
| CM              | WIRE WRAP        | .025" [0.64] SQUARE         | .560" [14.20]                 | .040" [1.02]        |
| CA              | RIGHT ANGLE      | .025" [0.64] SQUARE         | .100" [2.54]                  | .043" [1.09]        |
| CB              | RIGHT ANGLE      | .025" [0.64] SQUARE         | .180" [4.57]                  | .043" [1.09]        |
| CC              | RIGHT ANGLE      | .025" [0.64] SQUARE         | .250" [6.35]                  | .043" [1.09]        |



| LOOP BELLOWS | TERMINATION TYPE | POST CROSS SECTION K | POST LENGTH L<br>.025" [0.64] | FITS MIN. HOLE SIZE |
|--------------|------------------|----------------------|-------------------------------|---------------------|
| TK,CK        | DIP SOLDER       | .025" [0.64] ROUND   | .190" [4.83]                  | .033" [0.84]        |
| RS           | DIP SOLDER       | .025" [0.64] SQUARE  | .190" [4.83]                  | .040" [1.02]        |
| RM           | WIRE WRAP        | .025" [0.64] SQUARE  | .560" [14.20]                 | .040" [1.02]        |
| TA           | RIGHT ANGLE      | .025" [0.64] SQUARE  | .100" [2.54]                  | .043" [1.09]        |
| TB           | RIGHT ANGLE      | .025" [0.64] SQUARE  | .180" [4.57]                  | .043" [1.09]        |
| TM           | RIGHT ANGLE      | .025" [0.64] SQUARE  | .250" [6.35]                  | .043" [1.09]        |

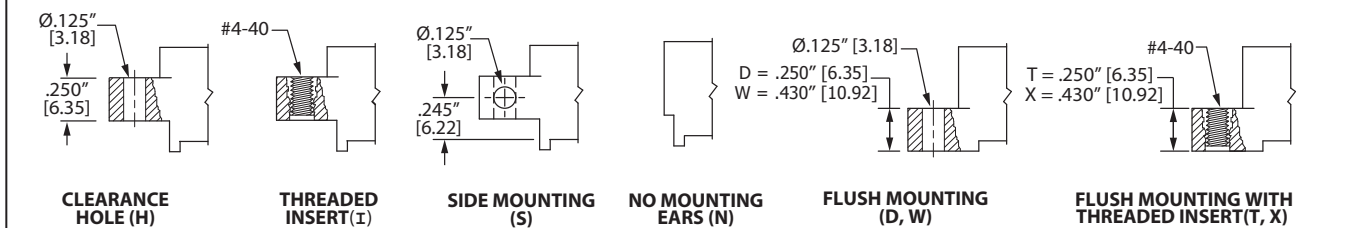


| CANTILEVER | TERMINATION TYPE | POST CROSS SECTION K | POST LENGTH L<br>.025" [0.64] | FITS MIN. HOLE SIZE |
|------------|------------------|----------------------|-------------------------------|---------------------|
| KS         | DIP SOLDER       | .025" [0.64] SQUARE  | .190" [4.83]                  | .040" [1.02]        |
| KD         | DIP SOLDER       | .025" [0.64] SQUARE  | .160" [4.06]                  | .043" [1.09]        |
| KM         | WIRE WRAP        | .025" [0.64] SQUARE  | .560" [14.20]                 | .040" [1.02]        |
| *KA        | RIGHT ANGLE      | .025" [0.64] SQUARE  | .100" [2.54]                  | .043" [1.09]        |
| *KE        | RIGHT ANGLE      | .025" [0.64] SQUARE  | .180" [4.57]                  | .043" [1.09]        |
| *KU        | RIGHT ANGLE      | .025" [0.64] SQUARE  | .250" [6.35]                  | .043" [1.09]        |
| *KJ        | RIGHT ANGLE      | .025" [0.64] SQUARE  | .500" [12.70]                 | .043" [1.09]        |
| *KR        | CARD EXTENDER    | .025" [0.64] SQUARE  | .235" [5.97]                  | N/A                 |
| *KN        | CARD EXTENDER    | .025" [0.64] SQUARE  | .605" [15.37]                 | N/A                 |



\* KA, KE, KU, KJ, KR, KN have no standoffs, unless requested.

### MOUNTING STYLE





### .100" [2.54 mm] Contact Centers, .610" [15.49 mm] Insulator Height, Dip Solder/Wire Wrap/Right Angle/Card Extender

Sullins Female Card Edge

#### PART NUMBER OPTIONS

##### MATERIALS (INSULATOR/CONTACT)

- E = PBT/Phosphor Bronze (Standard)
  - R = PPS/Phosphor Bronze
  - G = PA9T/Phosphor Bronze
  - H = PBT/Beryllium Copper
  - A = PPS/Beryllium Copper
  - J = PA9T/Beryllium Copper
- (Consult factory for other materials.)  
Refer to Page 7 for Operating/Processing Temperatures

##### CONTACT FINISH - RoHS Compliant

All platings are Lead Free and have .000050" Nickel underplate

| Contact Surface              | Termination              |
|------------------------------|--------------------------|
| B = .000010" Gold            | .000100" Pure Tin, Matte |
| C = .000030" Gold            | .000100" Pure Tin, Matte |
| G = .000010" Gold            | .000005" Gold            |
| Y = .000030" Gold            | .000005" Gold            |
| Contact Surface              | Overall Plating          |
| S = .000010" Gold            | .000010" Gold            |
| M = .000030" Gold            | .000010" Gold            |
| E = .000100" Pure Tin, Matte | .000100" Pure Tin, Matte |

##### CONTACT CENTERS

- C = .100" [2.54 mm]

##### NUMBER OF CONTACT POSITIONS

See Chart Below

##### READOUT (Opposite Page)

- D = Dual
- H = Half Loaded

E B C 70 D CM H - Sxxx

##### MODIFICATION CODE (Consult Factory)

- OMIT FOR STANDARD
- S189 = .200" [5.08 mm] Row to Row on Right Angle
- S288\* = Card Extender Accepts .062" [1.57 mm] PCB
- \* Not Required on KR or KN Terminations

##### MOUNTING STYLE (Opposite Page)

- H = Clearance Holes
- I = Threaded Inserts
- S = Side Mounting
- N = No Mounting
- D,W = Flush Mounting
- T,X = Flush Mounting With Threaded Inserts

##### TERMINATION TYPE (Opposite Page)

##### Hairpin Bellows - Available with B or C plating and Phosphor Bronze Only

- CS = .025" [0.64 mm] Square Dip Solder
- CM = .025" [0.64 mm] Square Wire Wrap
- CA, CB, CC = .025" [0.64 mm] Square Right Angle
- CW, CT = .015" X .025" [0.38 mm X 0.64 mm] Dip Solder

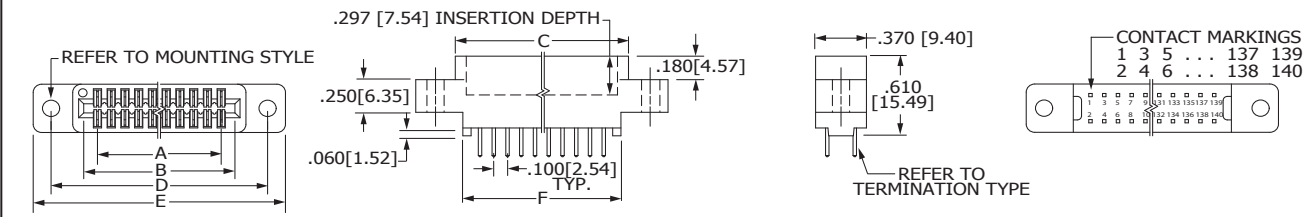
##### Loop Bellows

- RS = .025" [0.64 mm] Square Dip Solder
- CK, TK = .025" [0.64 mm] Round Dip Solder
- RM = .025" [0.64 mm] Square Wire Wrap
- TA, TB, TM = .025" [0.64 mm] Square Right Angle

##### Cantilever Bellows - Available in Y, B, or C plating Only

- KS, KD = .025" [0.64 mm] Square Dip Solder
- KM = .025" [0.64 mm] Square Wire Wrap
- KA, KE, KU, KJ = .025" [0.64 mm] Square Right Angle
- KR, KN = .025" [0.64 mm] Square Card Extender

#### DIMENSIONS Dimensions in [ ] are in millimeters, all others are in inches.



Tolerances on non-critical dimensions may vary slightly due to shrinkage differential per insulator material; Consult factory.

| POSITIONS/<br>CONTACTS | INCHES |        |        |        |        |        | MILLIMETERS |        |        |        |        |        |
|------------------------|--------|--------|--------|--------|--------|--------|-------------|--------|--------|--------|--------|--------|
|                        | A±.008 | B±.008 | C±.015 | D±.010 | E±.020 | F±.015 | A±0.20      | B±0.20 | C±0.38 | D±0.25 | E±0.51 | F±0.38 |
| 06/12                  | 0.500  | 0.700  | 0.860  | 1.175  | 1.435  | 0.750  | 12.70       | 17.78  | 21.84  | 29.85  | 36.45  | 19.05  |
| 07/14                  | 0.600  | 0.800  | 0.960  | 1.275  | 1.535  | 0.850  | 15.24       | 20.32  | 24.38  | 32.39  | 38.99  | 21.59  |
| 08/16                  | 0.700  | 0.900  | 1.060  | 1.375  | 1.635  | 0.950  | 17.78       | 22.86  | 26.92  | 34.93  | 41.53  | 24.13  |
| 10/20                  | 0.900  | 1.100  | 1.260  | 1.575  | 1.835  | 1.150  | 22.86       | 27.94  | 32.00  | 40.01  | 46.61  | 29.21  |
| 12/24                  | 1.100  | 1.300  | 1.460  | 1.775  | 2.035  | 1.350  | 27.94       | 33.02  | 37.08  | 45.09  | 51.69  | 34.29  |
| 13/26                  | 1.200  | 1.400  | 1.560  | 1.875  | 2.135  | 1.450  | 30.48       | 35.56  | 39.62  | 47.63  | 54.23  | 36.83  |
| 15/30                  | 1.400  | 1.600  | 1.760  | 2.075  | 2.335  | 1.650  | 35.56       | 40.64  | 44.70  | 52.71  | 59.31  | 41.91  |
| 17/34                  | 1.600  | 1.800  | 1.960  | 2.275  | 2.535  | 1.850  | 40.64       | 45.72  | 49.78  | 57.79  | 64.39  | 46.99  |
| 18/36                  | 1.700  | 1.900  | 2.060  | 2.375  | 2.635  | 1.950  | 43.18       | 48.26  | 52.32  | 60.33  | 66.93  | 49.53  |
| 20/40                  | 1.900  | 2.100  | 2.260  | 2.575  | 2.835  | 2.150  | 48.26       | 53.34  | 57.40  | 65.41  | 72.01  | 54.61  |
| 22/44                  | 2.100  | 2.300  | 2.460  | 2.775  | 3.035  | 2.350  | 53.34       | 58.42  | 62.48  | 70.49  | 77.09  | 59.69  |
| 24/48                  | 2.300  | 2.500  | 2.660  | 2.975  | 3.235  | 2.550  | 58.42       | 63.50  | 67.56  | 75.57  | 82.17  | 64.77  |
| 25/50                  | 2.400  | 2.600  | 2.760  | 3.075  | 3.335  | 2.650  | 60.96       | 66.04  | 70.10  | 78.11  | 84.71  | 67.31  |
| 28/56                  | 2.700  | 2.900  | 3.060  | 3.375  | 3.635  | 2.950  | 68.58       | 73.66  | 77.72  | 85.73  | 92.33  | 74.93  |
| 30/60                  | 2.900  | 3.100  | 3.260  | 3.575  | 3.835  | 3.150  | 73.66       | 78.74  | 82.80  | 90.81  | 97.41  | 80.01  |
| 31/62                  | 3.000  | 3.200  | 3.360  | 3.675  | 3.935  | 3.250  | 76.20       | 81.28  | 85.34  | 93.35  | 99.95  | 82.55  |
| 35/70                  | 3.400  | 3.600  | 3.760  | 4.075  | 4.335  | 3.650  | 86.36       | 91.44  | 95.50  | 103.51 | 110.11 | 92.71  |
| 36/72                  | 3.500  | 3.700  | 3.860  | 4.175  | 4.435  | 3.750  | 88.90       | 93.98  | 98.04  | 106.05 | 112.65 | 95.25  |
| 40/80                  | 3.900  | 4.100  | 4.260  | 4.575  | 4.835  | 4.150  | 99.06       | 104.14 | 108.20 | 116.21 | 122.81 | 105.41 |
| 43/86                  | 4.200  | 4.400  | 4.560  | 4.875  | 5.135  | 4.450  | 106.68      | 111.76 | 115.82 | 123.83 | 130.43 | 113.03 |
| 44/88                  | 4.300  | 4.500  | 4.660  | 4.975  | 5.235  | 4.550  | 109.22      | 114.30 | 118.36 | 126.37 | 132.97 | 115.57 |
| 49/98*                 | 4.800  | 5.000  | 5.160  | 5.475  | 5.735  | 5.050  | 121.92      | 127.00 | 131.06 | 139.07 | 145.67 | 128.27 |
| 50/100                 | 4.900  | 5.100  | 5.260  | 5.575  | 5.835  | 5.150  | 124.46      | 129.54 | 133.60 | 141.61 | 148.21 | 130.81 |
| 55/110                 | 5.400  | 5.600  | 5.760  | 6.075  | 6.335  | 5.650  | 137.16      | 142.24 | 146.30 | 154.31 | 160.91 | 143.51 |
| 60/120                 | 5.900  | 6.100  | 6.260  | 6.575  | 6.835  | 6.150  | 149.86      | 154.94 | 159.00 | 167.01 | 173.61 | 156.21 |
| 61/122                 | 6.000  | 6.200  | 6.360  | 6.675  | 6.935  | 6.250  | 152.40      | 157.48 | 161.54 | 169.55 | 176.15 | 158.75 |
| 65/130                 | 6.400  | 6.600  | 6.760  | 7.075  | 7.335  | 6.650  | 162.56      | 167.64 | 171.70 | 179.71 | 186.31 | 168.91 |
| 70/140                 | 6.900  | 7.100  | 7.260  | 7.575  | 7.835  | 7.150  | 175.26      | 180.34 | 184.40 | 192.41 | 199.01 | 181.61 |
| 80/160*                | 7.900  | 8.100  | 8.260  | 8.575  | 8.835  | 8.150  | 200.66      | 205.74 | 209.80 | 217.81 | 224.41 | 207.01 |
| 90/180*                | 8.900  | 9.100  | 9.260  | 9.575  | 9.835  | 9.150  | 226.06      | 231.14 | 235.20 | 243.21 | 249.81 | 232.41 |
| 100/200*               | 9.900  | 10.100 | 10.260 | 10.575 | 10.835 | 10.150 | 251.46      | 256.54 | 260.60 | 268.61 | 275.21 | 257.81 |

\* Consult factory for availability.