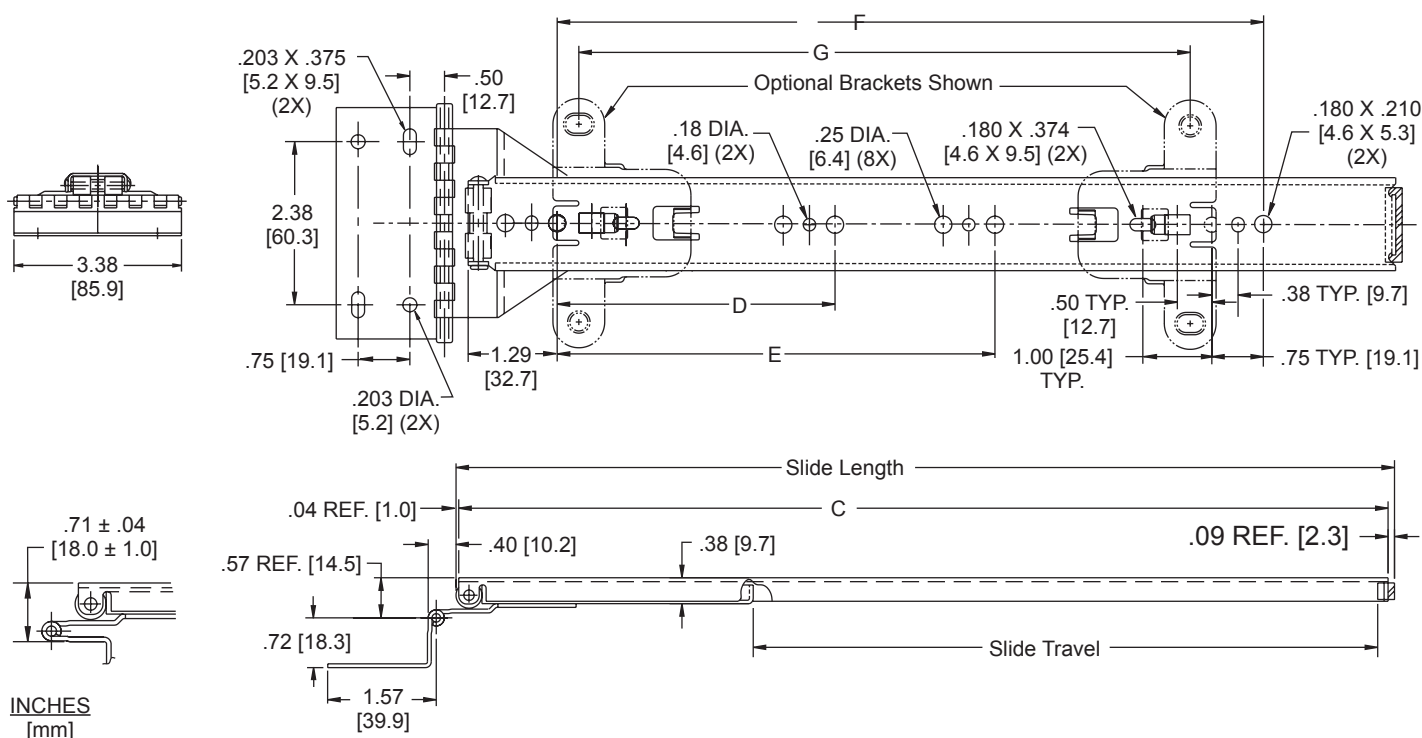
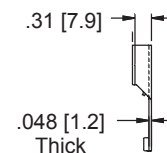
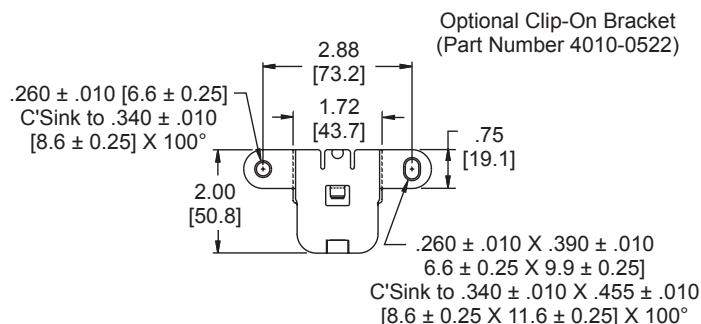
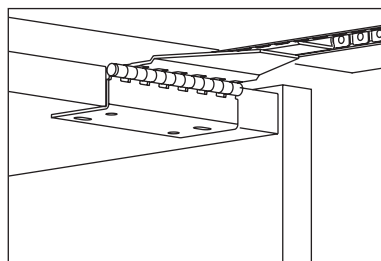




MODEL 1145 WOOD APPLICATIONS

Over the Top Flipper Door Slide®
Up to 30 lb. [14 kg.] Capacity

APPLICATIONS: Wood storage cabinets in open office systems, medical office storage cabinets, and other cabinets with doors rotating upward and retracting over the top. **Not recommended for vertical applications.**



Finish	Bright electro-zinc (C) or black zinc * (CB) plating available
Length	10" to 24" [252 mm to 608 mm]
Travel	See chart
Load	Up to 30 lbs. [14 kg.] per pair
Door Sizes	Up to 36" [914 mm] wide doors
Hardware	#8 slotted pan head or slotted binding head screws
Also	Silenced open and closed

Part Number	Slide Length	Slide Travel	C	D	E	F	G
1145-10	9.94 [252.5]	6.32 [160.5]	9.81 [249.2]			6.60 [167.6]	5.45 [138.4]
1145-12	11.94 [303.3]	8.32 [211.3]	11.81 [300.0]	5.04 [128.0]		8.82 [224.0]	7.45 [189.2]
1145-14	13.94 [354.1]	10.32 [262.1]	13.81 [350.8]	5.04 [128.0]		8.82 [224.0]	7.45 [189.2]
1145-16	15.94 [404.9]	12.32 [312.9]	15.81 [401.6]	5.04 [128.0]		12.60 [320.0]	11.23 [285.2]
1145-18	17.94 [455.7]	14.32 [363.7]	17.81 [452.4]	5.04 [128.0]		13.86 [352.0]	12.49 [317.2]
1145-20	19.94 [506.5]	16.32 [414.5]	19.81 [503.2]	5.04 [128.0]		16.38 [416.0]	15.01 [381.3]
1145-22	21.94 [557.3]	18.32 [465.3]	21.81 [554.0]	5.04 [128.0]	13.86 [352.0]	18.90 [480.0]	17.53 [445.3]
1145-24	23.94 [608.1]	20.32 [516.1]	23.81 [604.8]	5.04 [128.0]	13.86 [352.0]	18.90 [480.0]	17.53 [445.3]

* Minimum order quantities may apply.

Installation Instructions

Model 1145 Wood Applications 3/4" [19.1 mm] min. thick door

CAUTION: During operation, the door may be over-rotated, stressing the slide-to-door mounting screws. When the clip-on brackets aren't used, mounting screws are quite short and may not hold sufficiently in particle composition doors such as MDF. Apply hot melt glue or similar adhesive to bottom of rout as slides are installed for an extra margin of safety.

1. Whenever possible, use of the clip-on mounting brackets is recommended. These will allow use of 5/8" long screws for full thread purchase in softer door materials. See Figure 1 for routing dimensions.
2. Clip brackets into special slots in slide.
3. Mount slides using screws in slotted holes only. This allows adjustment of door to cabinet opening. After fitting, install screws in round holes on brackets to secure in position.
4. Rout case top to achieve desired gap. Move hinge assembly to bottom of door and align hinges to pre-drilled holes. See Figure 2.
5. When clip-on brackets cannot be used, rout door for slides as shown in Figures 3 and 4. Routing to a depth of 11/32" [8.7 mm] will minimize gap behind door.
6. Attach slides to door using short (7/16" max. length) screws. Check alignment to cabinet, adjust slide locations as required, and mark slide locations. Remove slides and reinstall using hot-melt or similar high-strength adhesive. Install screws (minimum of 4) using polymer glue, ensuring screw heads do not obstruct ball retainer.

Slide Ordering Instructions

Complete your order for Accuride model 1145 by specifying the following:

Total Required Slides 100 Pair C 1145 -16 D
Slide Finish _____
Slide Model _____
Slide Length _____
Optional Polybag Packaging _____

Optional Clip-On Brackets-Ordered Separately

Optional Clip-On Brackets

Clip-on brackets are unhanded. They are ordered in **bulk** or as a **kit**. For **bulk**, order 4 brackets for each pair of slides ordered.

Total Clip-On Brackets Required 200 Each 4010-0522 -CE
(For 50 pair slide order)
Bracket Part Number _____
Bracket Finish _____
(For zinc finish order "CE"; for black finish order "BE")

For **kits**, order 1 bracket kit for each pair of slides ordered. Each kit contains 4 clip-on brackets and 8 bracket mounting screws.

Total Kits Required 50 Each 4180-0325-XE (Zinc Finish)
(For 50 pair slide order) 50 Each 4180-0326-XE (Black Finish)
Kit Part Number _____

Packaging

Distributor (D) Pack:

All lengths are packaged 5 pair per box. Polybag includes 2 slides, 4 clip-on brackets, mounting screws, and installation instructions.

Bulk (P) Pack:

Lengths 10"-22" are packaged 12 pair per box. Length 24" is packaged 6 pair per box. Mounting screws ordered separate.

Specifications

Slide members and ball retainers: Cold rolled steel
Ball bearings: Acetal polymer and carburized steel

Figure 1

Alternate Rout Using Clip-On Brackets

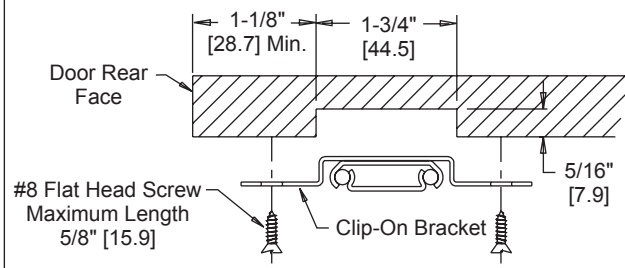


Figure 2

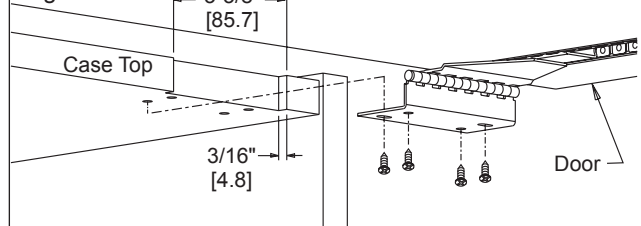


Figure 3

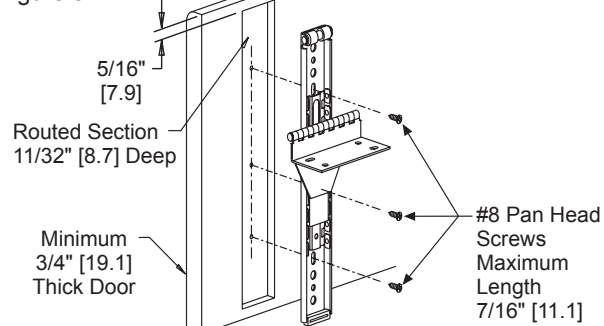


Figure 4

Routed Door

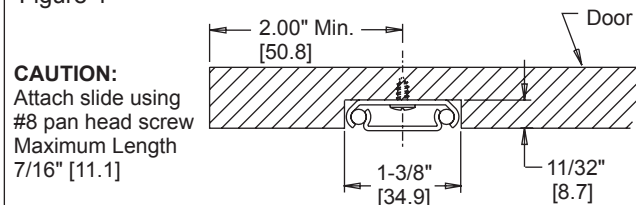
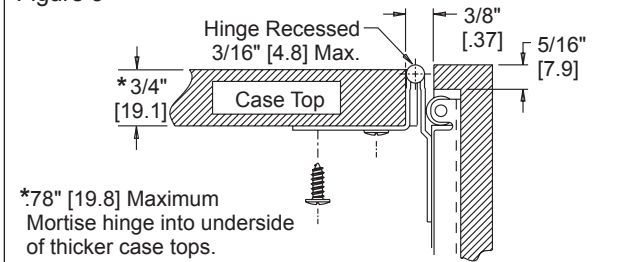


Figure 5



Note: Specifications, materials, prices, terms, and delivery are subject to change without notice.

Accuride

ACCURIDE INTERNATIONAL INC.

12311 Shoemaker Avenue
Santa Fe Springs, CA 90670

TEL (562) 903-0200
FAX (562) 903-0208
www.accuride.com

Manufacturing, Engineering, and Sales

United States • Germany • Japan • Mexico • United Kingdom • China