THIS DRAWING IS UNPUBLISHED. RELEASED FOR PUBLICATION 20
© COPYRIGHT 20 BY TYCO ELECTRONICS CORPORATION. ALL RIGHTS RESERVED.

LOC	DIST
J	

REVISIONS 変更

P	LTR	DESCRIPTION	ECN	DATE	DWN	APVD
	0	RELEASED	FJ00-0145-03	22JAN2003	J.T	H.M

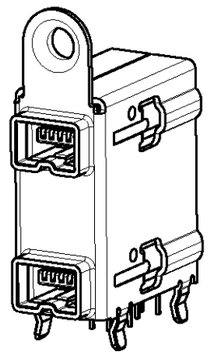

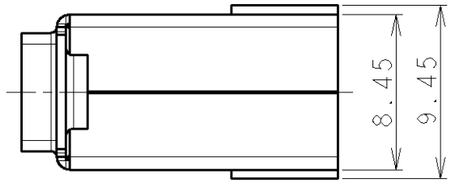

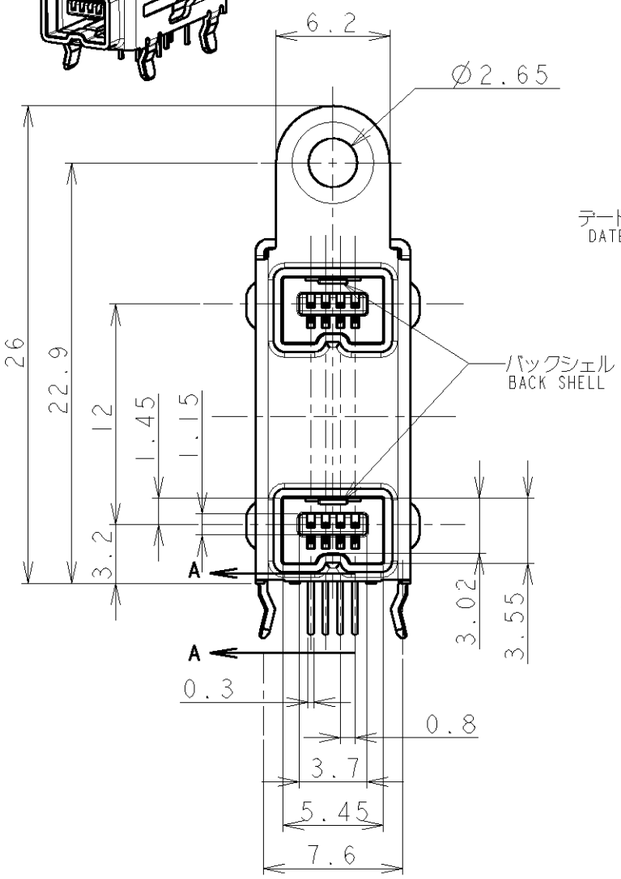

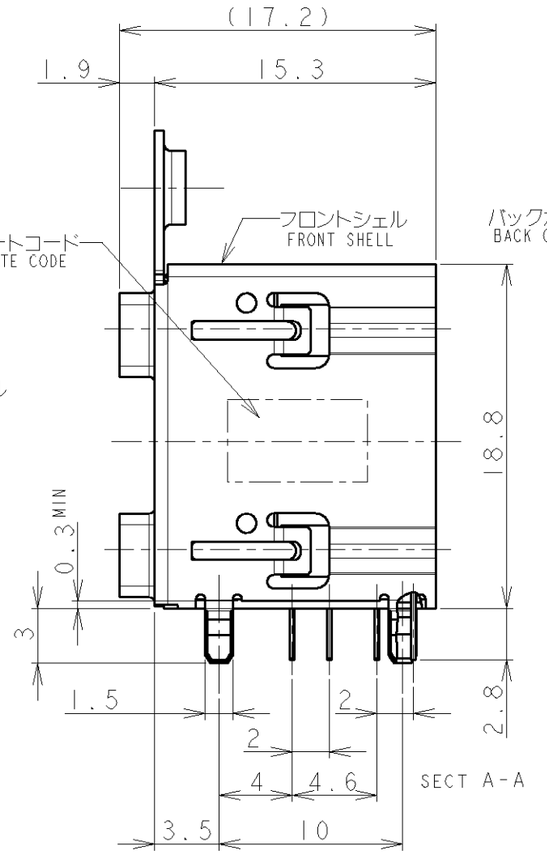

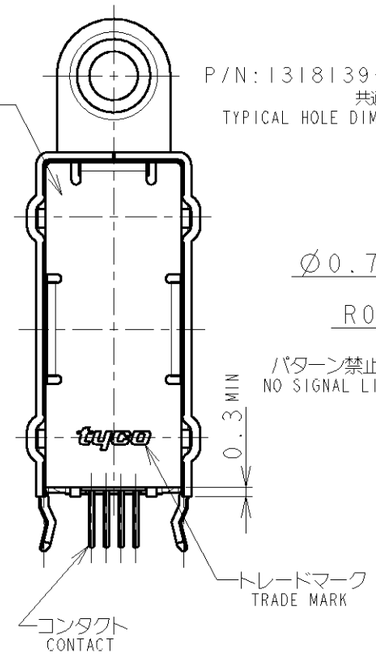

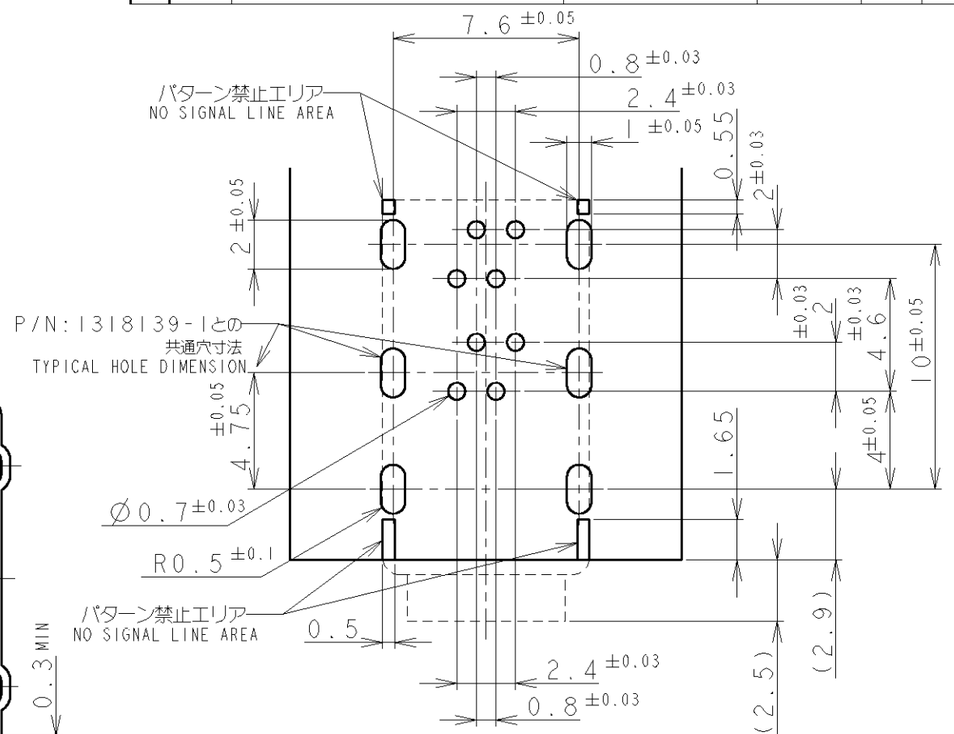

推奨基板レイアウト
RECOMMENDED PCB LAYOUT

(1.6±0.1THK部品実装側)
COMPONENT MOUNTING SIDE

本 図
AS SHOWN : -1

注記
1. 一般公差:±0.3、角度:±3°
2. 材料
ハウジング:熱可塑性樹脂 UL94V-0 色:黒
コンタクト:銅合金 板厚:0.25mm
フロントシェル:銅合金 板厚:0.5mm
バックシェル:銅合金 板厚:0.2mm
バックカバー:銅合金 板厚:0.3mm
3. 仕上げ
コンタクト:全面:ニッケル下地めっき 0.0013mm MIN.
接触部:金めっき 0.0003mm MIN.
はんだ付部:錫めっき 0.002mm MIN.
フロントシェル:全面ニッケル下地めっき 0.0013mm MINの上に錫めっき 0.002mm MIN.
バックシェル:全面ニッケル下地めっき0.0008mm MINの上に錫めっき済 0.001mm MIN.
バックカバー:全面ニッケル下地めっき0.0013mm MINの上に錫めっき 0.002mm MIN.
4. M3タッピン+BVTP 推奨トルク:7kgf MAX.

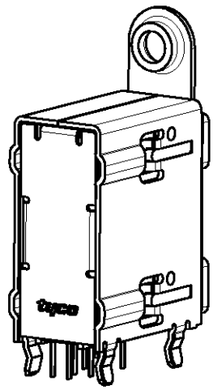

NOTES
1. GENERAL TOLERANCE : ±0.3, ANGLE : ±3°
2. MATERIAL
HSG : GLASS FILLED PBT UL94V-0 COLOR : BLACK
CONTACT : PHOS BRONZE THK : 0.25mm
FRONT SHELL : BRASS THK : 0.5mm
BACK SHELL : PHOS BRONZE THK : 0.2mm
BACK COVER : PHOS BRONZE THK : 0.3mm
3. FINISH
CONTACT : ALL OVER Ni UNDER PLATING : 0.0013mm MIN.
CONTACT AREA Au PLATING : 0.0003mm MIN.
TINE AREA TIN PLATING : 0.002mm MIN.
FRONT SHELL : ALL OVER Ni UNDER PLATING : 0.0013mm MIN
ALL OVER TIN PLATING : 0.002mm MIN.
BACK SHELL : ALL OVER Ni UNDER PLATING : 0.0008mm MIN
ALL OVER PRE-TIN PLATING : 0.001mm MIN.
BACK COVER : ALL OVER Ni UNDER PLATING : 0.0013mm MIN
ALL OVER TIN PLATING : 0.002mm MIN.
4. M3 TAPPING+BVTP RECCOMENDDED TORQUE : 7kgf MAX.

THIS DRAWING IS A CONTROLLED DOCUMENT FOR TYCO ELECTRONICS CORPORATION. IT IS SUBJECT TO CHANGE AND THE CONTROLLING ENGINEERING ORGANIZATION SHOULD BE CONTACTED FOR THE LATEST REVISION.

DIMENSIONS: 単位: mm

TOLERANCES UNLESS OTHERWISE SPECIFIED:
一般公差
0 PLC ±
1 PLC ±
2 PLC ±
3 PLC ±
4 PLC ±
ANGLES ±

MATERIAL 材料 2
FINISH 仕上 3

DWN	22JAN2003	J.TANIGAWA
CHK	22JAN2003	H.MURAMATSU
APVD	22JAN2003	I.ENOMOTO
PRODUCT SPEC 製品規格	108-5545	
APPLICATION SPEC 取付適用規格		
WEIGHT	5.7g	

tyco Electronics
Tyco Electronics AMP K.K.
Kawasaki, Japan

NAME 名称
REC HEADER ASSEMBLY DIP TYPE
IEEE1394 2 PORT STACKED

SIZE	CAGE CODE	DRAWING NO 番号	RESTRICTED TO
A3	00779	C-1674260	

CUSTOMER DRAWING | SCALE 尺度 NON | SHEET 1 OF 1 | REV 0

AMP 1470-19 REV 31MAR2000

Pro/ENGINEER DRAWING