WITHOUT STRAIN RELIEF CLAMP

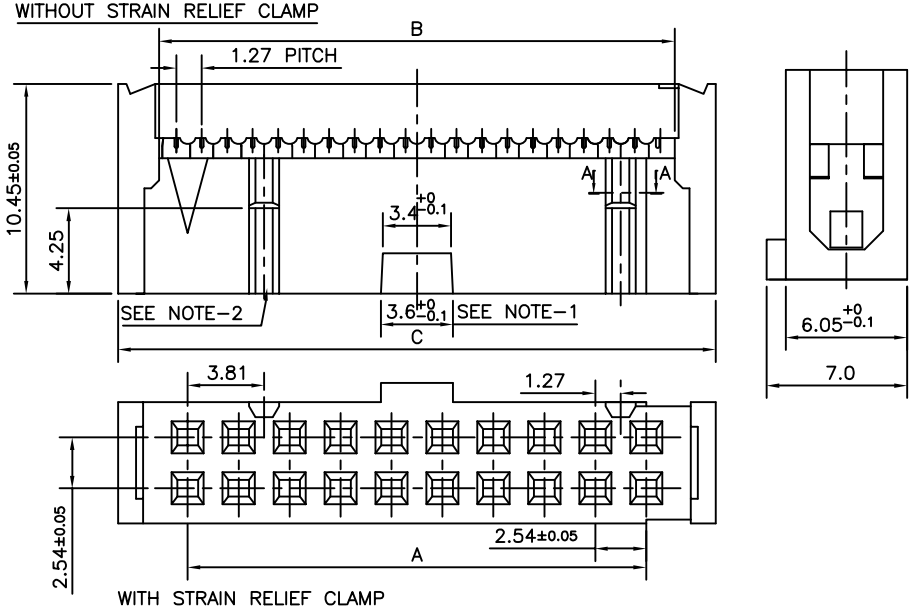

WITH STRAIN RELIEF CLAMP

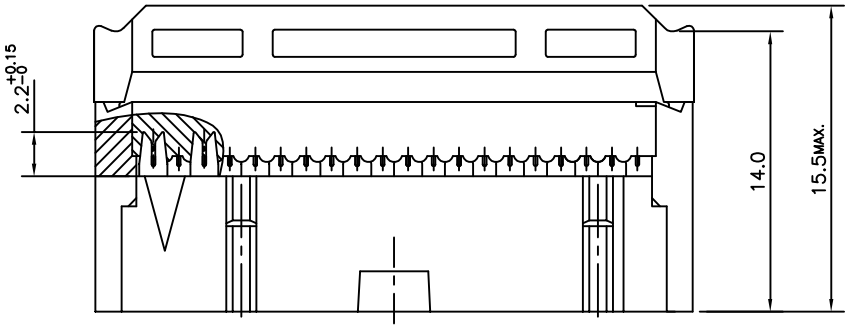

CABLE DIMENSIONS

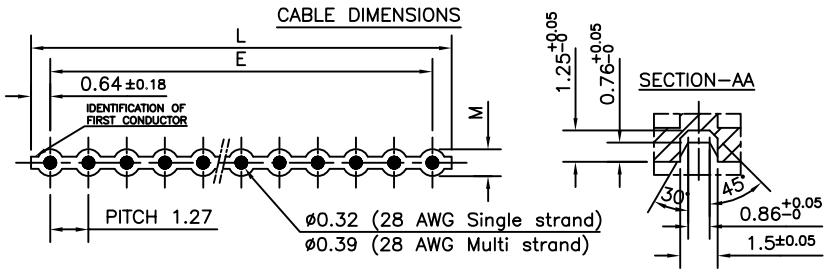

NO.OF CTS.	A ±0.05	B +0.1 −0	C ±0.1	E ±0.2	L ±0.32	M ±0.13
	DIMENSIONS					
34	40.64	43.48	47.68	41.95	43.15	0.89
26	30.48	33.32	37.52	31.75	33.02	0.89
20	22.86	25.70	29.90	24.13	25.40	0.89
16	17.78	20.62	24.82	19.05	20.32	0.89
14	15.24	18.08	22.28	16.51	17.78	0.89
10	10.16	13.00	17.20	11.43	12.70	0.89

ORDERING INFORMATION

8613 0 2 0 3 0 3 0 3 5 5 [ ]

SERIES

NO.OF CONTACTS :−

10,14,16,20,26,34

3 − FEMALE WITH CENTRAL POLARISING
1 − FEMALE WITH OUT CENTRAL POLARISING (APPLICABLE FOR 10 POS. ONLY)

0 − WITHOUT STRAIN RELIEF CLAMP
1 − WITH STRAIN RELIEF CLAMP

TYPE OF TERMINATION
30 − INSULATION DISPLACEMENT 28 GAUGE

SPECIAL CODE
000 − TIN LEAD VERSION
E1LF − LEAD FREE VERSION

LONGITUDINAL PITCH
5 − 2.54 mm

PERFORMANCE CLASS
4 − DIN 41651 CLASS 3
5 − DIN 41651 CLASS 2
6 − DIN 41651 CLASS 1
8 − AS PER JSS 50810

INSULATOR MATERIAL
3 − PBT GREY

TECHNICAL SPECIFICATION

HOUSING MATERIAL	: POLYESTER THERMOPLASTIC UL 94V0 ; GREY
CONTACT MATERIAL	: COPPER ALLOY
PLATING	: ACTIVE ZONE − GOLD OVER NICKEL
	: TERMINATION ZONE − SnPb OVER Ni FOR TIN LEAD VERSION
	− Sn(MATTE TIN) OVER Ni FOR LEAD FREE VERSION
CURRENT RATING	: 1.5A AT 20°C
INSULATION RESISTANCE	: ≥5000 MΩ AT 100V
CONTACT RESISTANCE	: ≤20 mΩ
DIELECTRIC WITHSTANDING VOLTAGE	: 1000 Vrms
OPERATING TEMPERATURE	: −55°C TO +125°C
REFERENCE SPECIFICATION	: IEC 603−13 / DIN 41651

NOTE

1. WITH OR WITHOUT CENTRAL POLARISATION IS AVAILABLE FOR 10 POS. INSULATOR ONLY.
2. THIS POLARISATION KEY SLOT IS NOT PROVIDED FOR 10 & 14 POSITION.

NOTES:-
1. THE "LF " PRODUCTS MEET EUROPEAN UNION DIRECTIVES AND OTHER COUNTRY REGULATIONS AS DESCRIBED IN GS-22-008
2. LEAD FREE OR RoHS DIRECTIVE LABELING TO BE PROVIDED AS PER GS-14-920 FOR RoHS COMPATIBLE VERSION.

ltr	ecn no	dr	date
A	−	MINI	2002−04−22
B	I06−0066	MINI	2006−06−01
C	I06−0173	MINI	2006−09−15
D	I09−0125	JS	2009−07−06

mat'l. code: −
surface: ISO 1302
tolerance: ISO 406 ISO 1101
tolerances unless otherwise specified: angles 0°±1°; linear .0±.1
projection
mm
scale −

dr	MINI.K.VANDANATH	2002−04−22
engr	RAKHEE GEORGE	2002−04−22
chr	RAKHEE GEORGE	2006−09−15
appd	RAKHEE GEORGE	2006−09−15

product family: 8613
title: FEMALE CONNECTOR
FLAT CABLE 8613 SERIES
dwg no: C−8613−0042
sheet 1 of 1
size: A3
type: Product Customer Drawing

sheet index | revision D | sheet 1

form: A3

FCIconnect.com
Copyright FCI

PDM: Rev:D STATUS:Released Printed: Sep 24, 2010