Copyright FCI

FCIconnect.com

PRODUCT NO.	PCB THICKNESS	DIM A
70426–002	2.4	3.5
70426–003	1.6	2.7
70426–002LF	2.4	3.5
70426–003LF	1.6	2.7

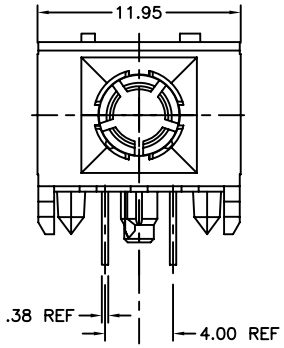

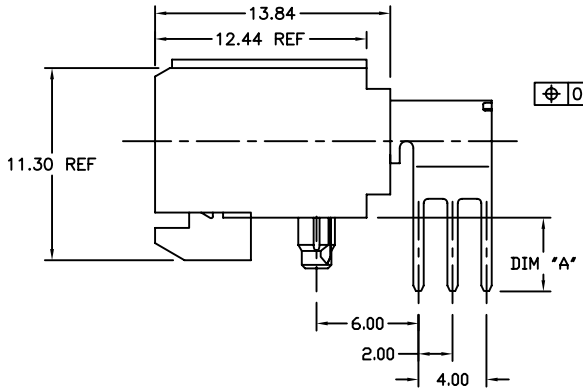

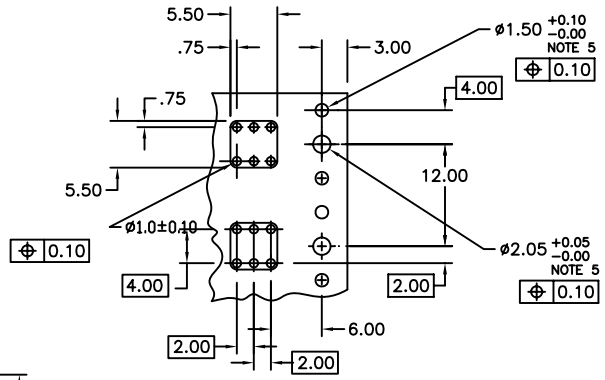

RECOMMENDED PC BOARD
HOLE PATTERN
(COMPONENT SIDE)

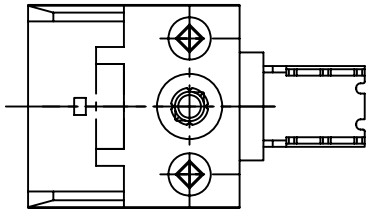

NOTES:

1. BODY MATERIAL: LCP, 30% GLASS–FILLED, FLAME RETARDENT, ACC, UL94–V0
2. TERMINAL MATERIAL: BeCu
3. PLATING SOLDER TAILS: FOR 70246–0XX SnPb
   FOR 70246–0XXLF Sn (LEAD FREE)
4. PLATING CONTACT AREA: 0.80µm Au OVER 1.3µm Ni.
5. INDICATED HOLES ARE UNPLATED
6. PRODUCT MARKETING: PART NUMBER & BATCH I.D.
7. THE PRODUCTS WHERE THE PART NUMBER ENDS IN "LF" MEET THE EUROPEAN DIRECTIVES AND OTHER COUNTRY REGULATIONS AS DESCRIBED IN GS–22–008.
8. ALL PRODUCTS WILL WITHSTAND EXPOSURE TO 260° FOR 60 SECONDS IN A CONVECTION, INFRA–RED OR VAPOR PHASE REFLOW OVEN.

ltr	ecn no	dr	date
A	V60323	SAR	1996-09-03
B	V61725	SAR	1996-11-18
C	V81212	MDF	1998-06-17
D	V01598	JWS	2000-07-12
E	V04–1128	DAI	2005-02-08
F	V06–0606	JRV	2006-06-21

dr	S. ROYER	1996-09-06
engr	C. PENDLETON	1996-09-06
chr	C. PENDLETON	1996-09-06
appd		

mat'l. code: –
surface: ASME Y14.5
tolerance: ASME Y14.5
tolerances unless otherwise specified: angles 0° ±2°; linear .X±.3, .XX±.13, .XXX±.051
projection
MM
scale 1:1
product family: METRAL (tm)
title: POWER CONNECTORS ASS'Y W/ METRAL HSG 89092
dwg no: 70426
sheet 1 of 1
size A4
type: CUSTOMER Drawing
sheet index: revision F; sheet 1

form: A4mmXLc

PDM: Rev:F STATUS: Released Printed: Jul 28, 2010