

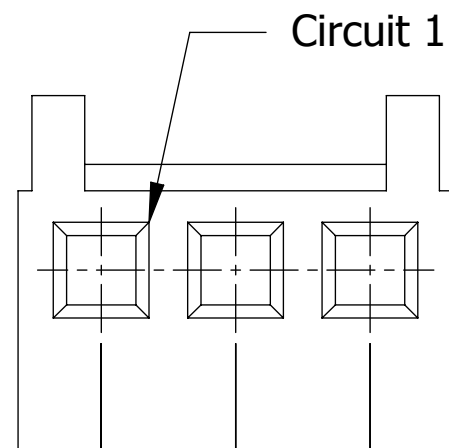
PART NUMBER CODING

SWH25A-NULC-S__-UU-BR

NUMBER OF POSITIONS

(CONTACTS PER ROW)

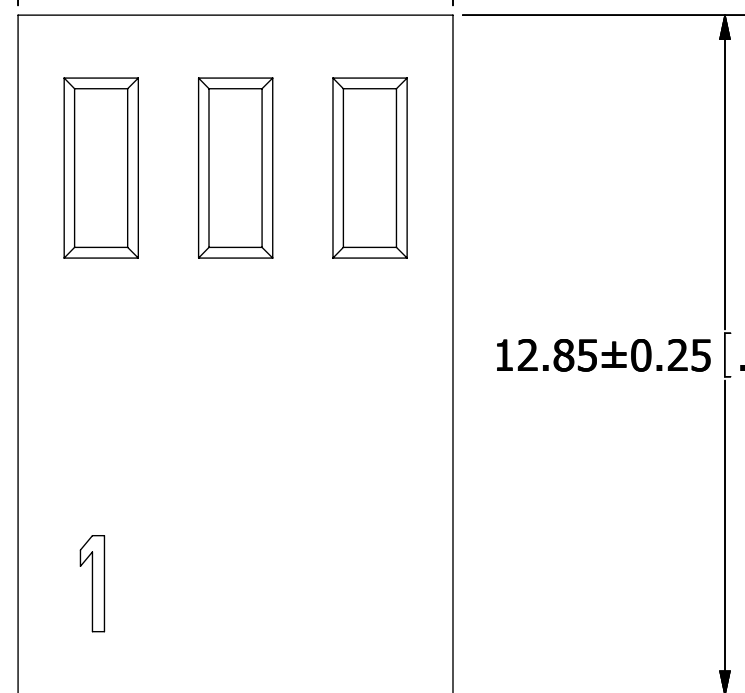
REVISIONS				
REV.	ECO. NO	DESCRIPTION	DATE	BY
A	2006	INITIAL RELEASE	9/17/2009	JH



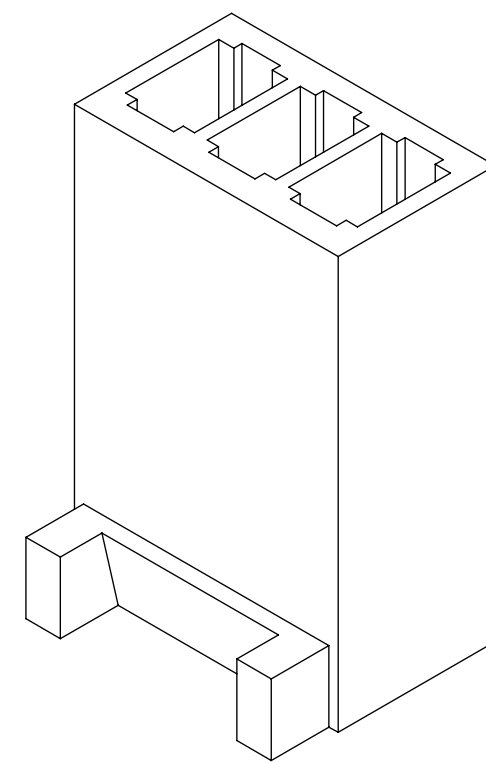
2.54±0.10 [.100±.004]

A±0.20 [.008]

B±0.25 [.010]



12.85±0.25 [.506±.010]



6.70±0.25 [.264±.010]


2.20±0.20 [.087±.008]

4.90±0.25 [.193±.010]

Part Number	Positions/ Contacts	A		B	
		MM	INCH	MM	INCH
SWH25A-NULC-S02-UU-BR	02/02	2.54	0.100	5.68	0.224
SWH25A-NULC-S03-UU-BR	03/03	5.08	0.200	8.22	0.324
SWH25A-NULC-S04-UU-BR	04/04	7.62	0.300	10.76	0.424
SWH25A-NULC-S05-UU-BR	05/05	10.16	0.400	13.30	0.524
SWH25A-NULC-S06-UU-BR	06/06	12.70	0.500	15.84	0.624
SWH25A-NULC-S07-UU-BR	07/07	15.24	0.600	18.38	0.724
SWH25A-NULC-S08-UU-BR	08/08	17.78	0.700	20.92	0.824
SWH25A-NULC-S09-UU-BR	09/09	20.32	0.800	23.46	0.924
SWH25A-NULC-S10-UU-BR	10/10	22.86	0.900	26.00	1.024
SWH25A-NULC-S11-UU-BR	11/11	25.40	1.000	28.54	1.124
SWH25A-NULC-S12-UU-BR	12/12	27.94	1.100	31.08	1.224
SWH25A-NULC-S13-UU-BR	13/13	30.48	1.200	33.62	1.324
SWH25A-NULC-S14-UU-BR	14/14	33.02	1.300	36.16	1.424
SWH25A-NULC-S15-UU-BR	15/15	35.56	1.400	38.70	1.524
SWH25A-NULC-S16-UU-BR	16/16	38.10	1.500	41.24	1.624
SWH25A-NULC-S17-UU-BR	17/17	40.64	1.600	43.78	1.724
SWH25A-NULC-S18-UU-BR	18/18	43.18	1.700	46.32	1.824
SWH25A-NULC-S19-UU-BR	19/19	45.72	1.800	48.86	1.924
SWH25A-NULC-S20-UU-BR	20/20	48.26	1.900	51.40	2.024

NOTES:

- INSULATOR MATERIAL: NYLON66, UL94V-2, COLOR:DARK RED (PANTONE 1685C).
- CURRENT RATING: 4 AMPS.
- VOLTAGE RATING: 250V AC/DC.
- INSULATOR RESISTANCE: 1000 MEGOHMS MIN.
- CONTACT RESISTANCE: 10 MILLIOHMS MAX.
- DIELECTRIC WITHSTANDING VOLTAGE: 1000V AC.
- OPERATING TEMPERATURE: -25° C TO +85° C.
- SUITABLE FOR SWT25X SERIES TERMINAL.
- MATES WITH SWR25A SERIES SINGLE ROW WAFER.



RoHS COMPLIANT

UNLESS OTHERWISE SPECIFIED:

DIMENSIONS ARE IN MM(INCHES)

TOLERANCES:

ANGULAR: ± 5°

.X= ± .3 [.01]

.XX= ± .15 [.006]

.XXX= ± .050 [.0020]

SURFACE FINISH: 63 R_a

REMOVE ALL BURRS AND SHARP EDGES .010 MAX

INTERPRET DIMENSIONS AND GEOMETRIC TOLERANCING PER: ANSI Y14.5M-1994

DRAWN	DATE	NAME
	9/17/09	JH

THE INFORMATION HEREIN CONTAINS PROPRIETARY INFORMATION OF SULLINS ELECTRONICS AND IS NOT TO BE REPRODUCED, USED OR DISCLOSED TO OTHERS FOR ANY PURPOSE EXCEPT AS SPECIFICALLY AUTHORIZED IN WRITING BY AN OFFICER OF SULLINS ELECTRONICS.



DESCRIPTION
HOUSING, 2.54mm CC, 1 ROW
PART NUMBER
SWH25A-NULC-S__-UU-BR

SIZE	DWG. NO.	REV
C	11315	A

SCALE: 7:1 SHEET 1 OF 1