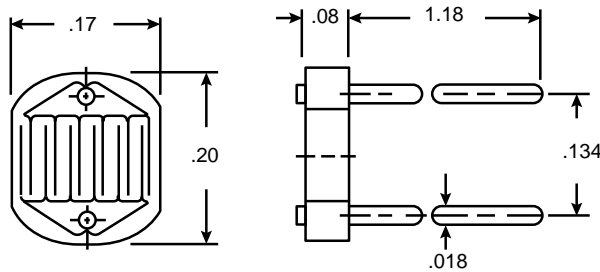


## Dimensions (In.)



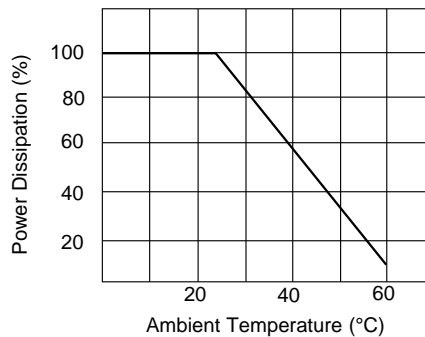
## Specifications:

- Operating temperature : -30°C to +70°C
- Cadmium sulfide (CdS) construction
- Soldering: 230°C for 3 sec. (max) at 3mm from cell.
- High sensitivity, high stability
- 1 ft Candle: 10 Lux
- 10ft. Candle: 100 Lux

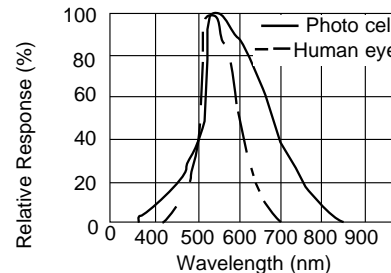
Mouser Stock No.	Voltage (Max.)	Light * Resistance (Ω)	Dark ** Resistance (Ω)	Maximum Power @ 25°C	Peak Response Wavelength (nm)
338-54C348	150	3K - 20K	500K	30mW	560
338-54C679	200	50K - 200K	20M	60mW	550
338-54C69	200	50K - 100K	20M	60mW	550
338-54C79	200	100K - 200K	20M	60mW	550

\* Light resistance measured at 10 Lux and 2856°K color temperature.

\*\* Dark resistance measured 10 seconds after removal of 100 Lux Illumination.

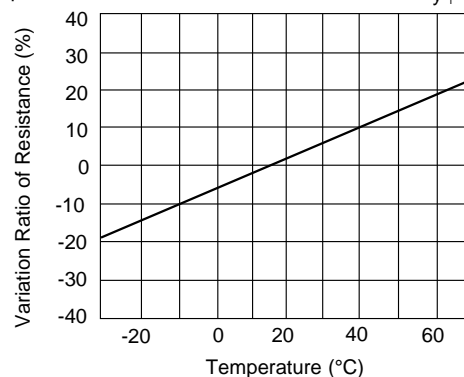


Tolerable power dissipation is the permissible amount of power the cell may dissipate when it is employed in a given circuit. This value is dependent on the characteristics of the photoconductive cell itself and is external covering in relation to ambient temperature and generated temperature all cells are measured at 25°C.



The spectral response characteristics of a cell indicates the ratio between the cells sensitivity to a light source of specific wavelength and the cells maximum sensitivity. Also color temperature error is given in the equation.

$$\Delta CE = \frac{1}{y_1^{10}} \log_2 \frac{R_{2856K}}{R_{4874K}}$$



The variation ratio of the temperature coefficient will be comparatively larger with weak measuring light. The resistance value will increase as the ambient temperature goes up.

Your source for quality electronics. Toll-free full service

**(800) 346-6873**

# Mouser Electronics

Authorized Distributor

Click to View Pricing, Inventory, Delivery & Lifecycle Information:

[338-54C69](#) [338-54C348](#) [338-54C79](#) [338-54C679](#)