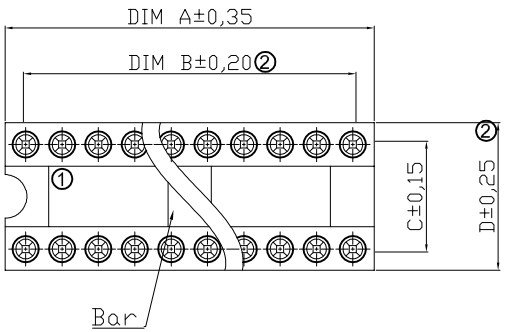


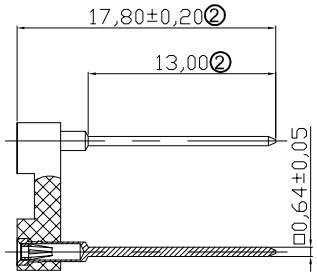


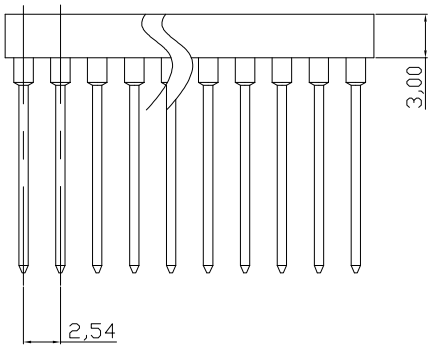


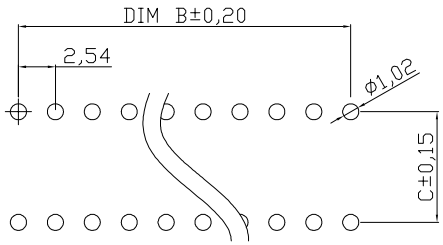


NOTES:

MATERIAL
1.Pin(outer sleeve): Brass, machined CuZn38Pb2
② 2.Clip(contact 4 finger): Beryllium copper, heat treated
3.Plating(outer sleeve): 2um/80u"nickel, 5um/200u"Tin
4.Plating(contact): 2um/80u"nickel, Gold flash
5.Insulator Material: Glass filled PBT, UL94V-0 Black

ELECTRICAL
1.Current Rating: 3Amps/contact max.
2.Contact Resistance: 4mΩ/contact max.
3.Insulation Resistance: ≥10000MΩ at 500VAC
4.Operating Voltage: 100 VRMS/150VDC

MECHANICAL
1.Average Insertion force with steel pin of ø0.43mm/0.017": <250g
2.Average Withdrawal force with steel pin of ø0.43mm/0.017": >50g min.
3.Mechanical life cycle: 200 min.
4.Operation Temperature: -40°C to +105°C
5.Soldering temperature: +220°C,10s max.

Packing: Tube

| | Contact | DIM A | DIM B | DIM C | DIM D | Note |
|---|---|---|---|---|---|---|
| | 6 | 7.62 | 5.08 | 7.62 | 10.16 | W/O Bar |
| | 8 | 10.16 | 7.62 | 7.62 | 10.16 | |
| | 10 | 12.70 | 10.16 | 7.62 | 10.16 | |
| | 14 | 17.78 | 15.24 | 7.62 | 10.16 | |
| | 16 | 20.32 | 17.78 | 7.62 | 10.16 | |
| ① | 18 | 22.86 | 20.32 | 7.62 | 10.16 | W Bar |
| | 20 | 25.40 | 22.86 | 7.62 | 10.16 | |
| ③ | 24 | 30.48 | 27.94 | 15.24 | 17.78 | |
| ③ | 28 | 30.56 | 33.02 | 15.24 | 17.78 | |
| ③ | 40 | 50.80 | 48.26 | 15.24 | 17.78 | |

**RoHS compliant**
Unit: mm

| Scale | Free |
|---|---|
| TOLERANCE | |
| X. | ±0.50 |
| X.X | ±0.30 |
| X.XX | ±0.20 |
| X.XXX | ±0.10 |
| DIM | TOL |
| Angle | ±5° |
| Angle | TOL |

| Id. | Modification | Date | Name |
|---|---|---|---|
| ③ | Update drawing | 27.04.2018 | Segal |
| ② | Update to new drawing | 28.10.2016 | Amy |
| ① | Update | 30.10.2014 | Amy |
| ⓪ | Drawn | 17.02.2014 | Amy |

| | Date | Name |
|---|---|---|
| Drawn | 17.02.2014 | Amy |
| Approved | 27.04.2018 | Amy |

ASSMANN WSW components

Customer-No.

ASSMANN WSW-No. AR xx-HZW/TN

Drawing-No. ASS 6290 CO

rev03

Replace ASS 3579 CO ASS 3580 CO

Sheet