



## GENERAL DESCRIPTION

The 9157 series was specifically designed for portable equipment.

AVX now offers this two-part system as a standard product. The fixed SMT socket is designed to be housed within the confined dimensional constraints of the portable device.

The plug/cover connector has sprung contacts and is designed for termination to accessory equipment. The connector is designed to house fifteen signal contacts on a 1mm pitch rated at 1.5A. There is the option to include a switching RF coax.

A cradle SMT plug connector for docking applications is also available as standard and has the option of including a SMT RF coax.

Whatever your requirements, the 9157 series can also be customized to suit your application.

## APPLICATIONS

Suitable applications include:

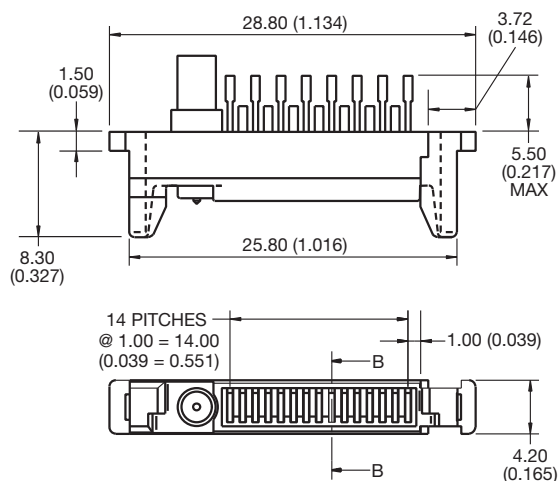
- Mobile Phones
- PDA
- Medical
- Docking/Charging for any portable device

## KEY FEATURES AND BENEFITS

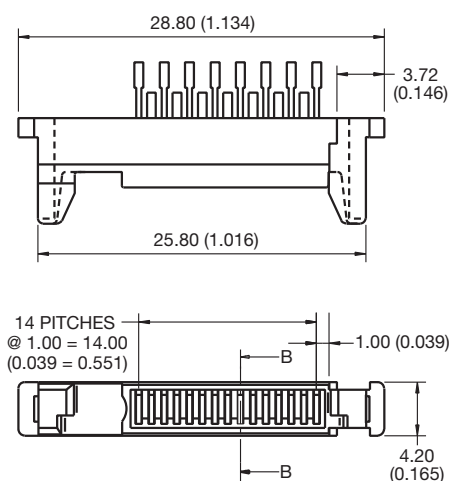
- Patented 20° angled face on the socket gives self-cleaning face when mated with plug.
- Metal Latching area integral to socket which saves PCB real estate.
- Integral to socket is a mechanical 50Ω switching coax for SMT termination.
- Single sprung plug contact design gives ten thousand mating cycles and cleaning/wiping action.
- Customer has option to terminate own RF coax using AVX custom tooling: 06-9157-7116-01-000.
- SMT plug has unique location pyramids that give positive alignment to portable device, and assist blind mating.
- RoHS Compliant.



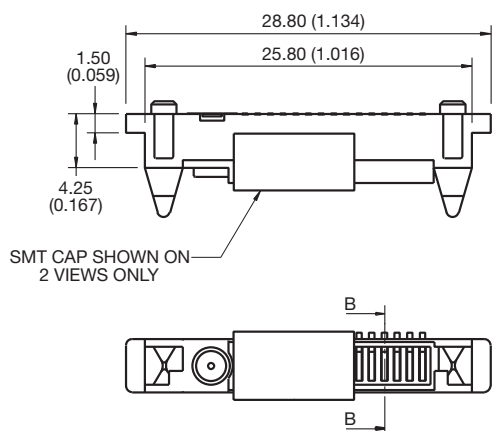
## Plug Wire with Coax



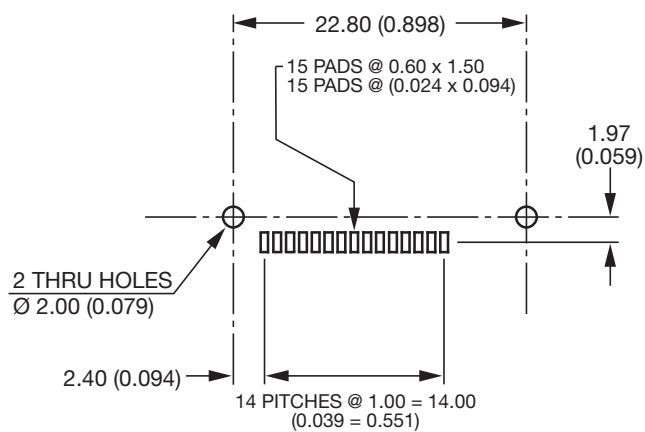
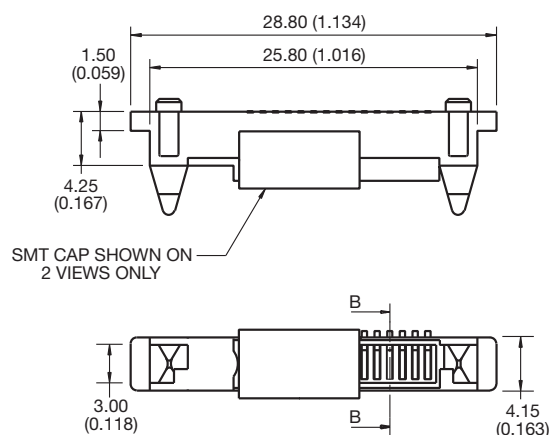
## Plug Wire without Coax



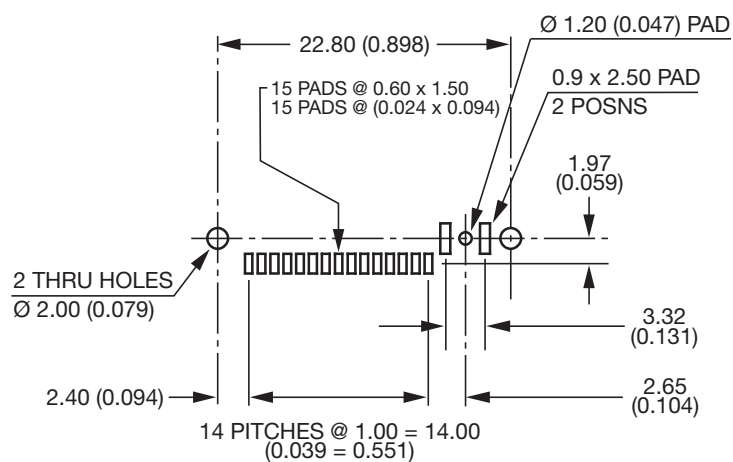
## SMT Plug with Coax



## SMT Plug without Coax

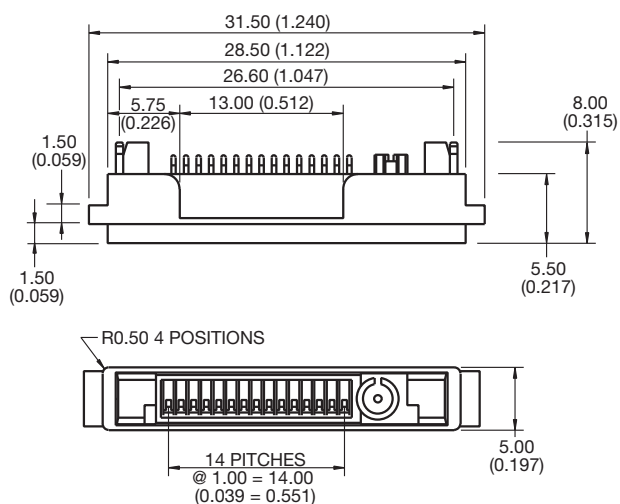


SUGGESTED PCB LAYOUT

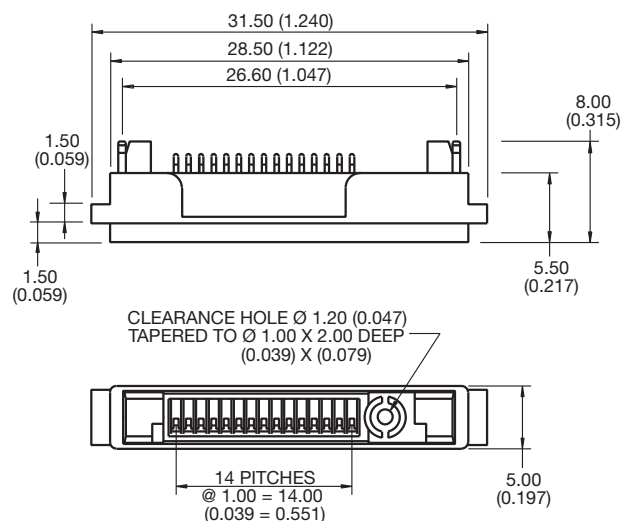


SUGGESTED PCB LAYOUT

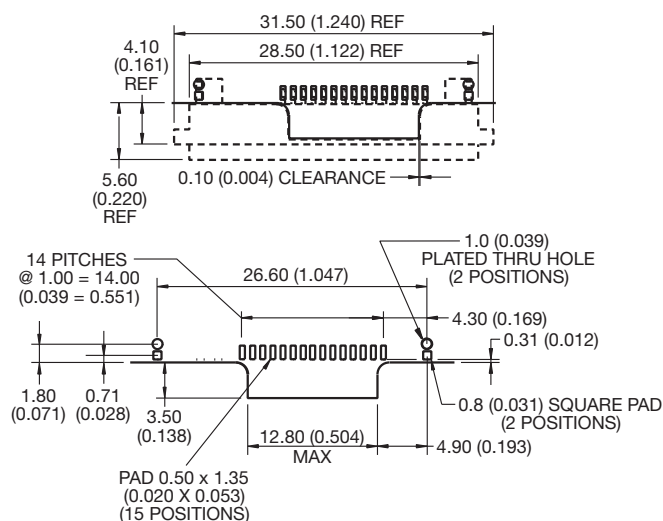
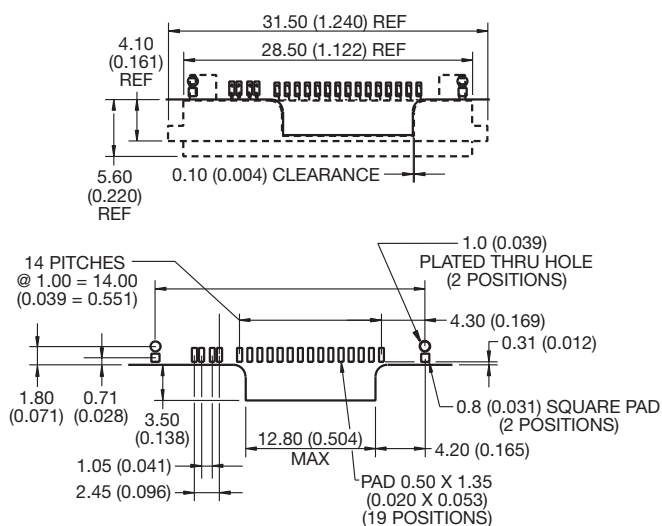
## SMT Socket with Coax



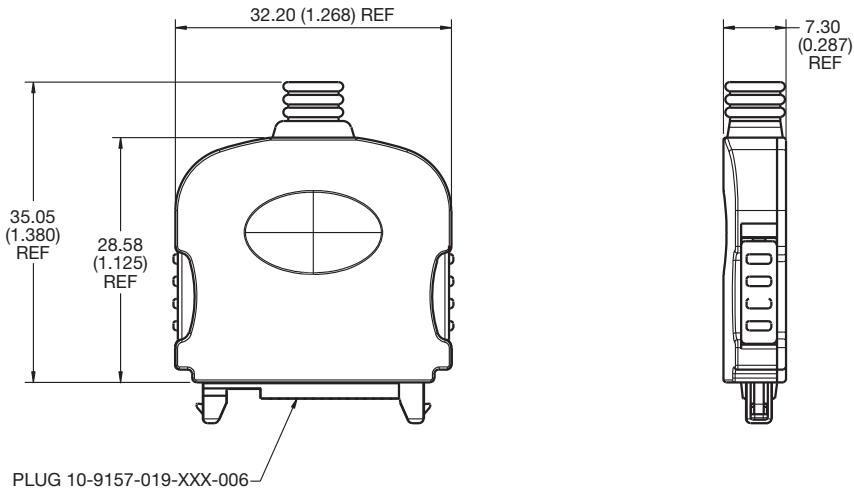
## SMT Socket without Coax



## SMT PAD LAYOUT



## Cover Kit



## HOW TO ORDER

### Plug Options – Example

<u>10</u>	<u>9157</u>	<u>015</u>	<u>000</u>	<u>006</u>
<b>Prefix</b> 10 = Plug 58 = Special	<b>Series</b>	<b>No of Ways</b> 15 = 015	<b>RF Coax Option</b> 000 = No RF Coax 001 = With RF Coax	<b>Contact Type</b> 006 = Solder Wire 007 = SMT

### Socket Options – Example

<u>20</u>	<u>9157</u>	<u>015</u>	<u>000</u>	<u>006</u>
<b>Prefix</b> 20 = Socket 58 = Special	<b>Series</b>	<b>No of Ways</b> 15 = 015	<b>RF Coax Option</b> 000 = No RF Coax 001 = With RF Coax	<b>Contact Type</b> 006 = SMT

### Cover Options – Example \* Parts supplied in kit form

<u>30</u>	<u>9157</u>	<u>9700</u>	<u>00</u>	<u>000</u>
<b>Prefix</b> 30 = Sub Assembly 58 = Special	<b>Series</b>	<b>Cover Version</b> 9700 = Screw/Press-fit Version	<b>Standard</b>	<b>Grommet Variation</b> 000 = No Grommet 035 = to suit $\phi$ 3.50 cable 050 = to suit $\phi$ 5.00 cable

Patent: 2276285  
5540599

Note: Application tooling to terminate coax cable 06-9157-7116-01-000.

# Mouser Electronics

Authorized Distributor

Click to View Pricing, Inventory, Delivery & Lifecycle Information:

[AVX:](#)

[109157015000006](#) [109157019000007](#) [209157015000006](#) [309157970100050](#) [109157015001006](#)  
[109157015000007](#) [109157015001007](#) [309157970000050](#) [309157970000035](#) [209157015001006](#)