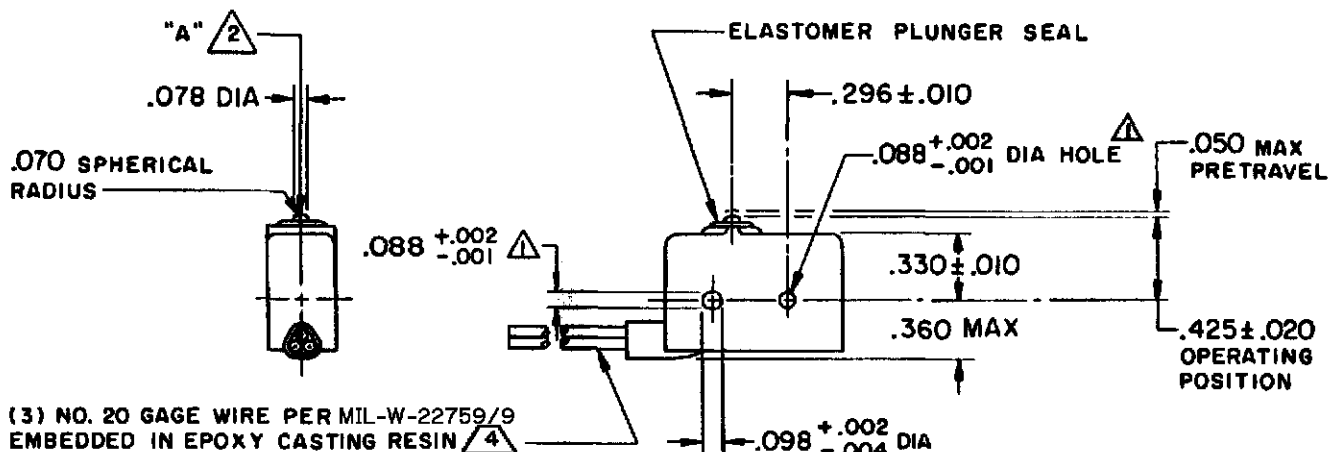
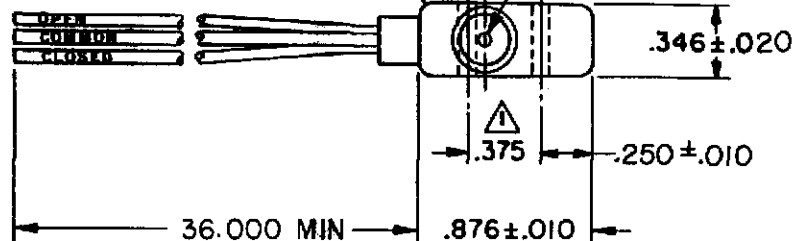


**CORROSION RESISTANT
METAL ENCLOSURE**

**CORROSION RESISTANT
STEEL PLUNGER**

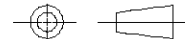


NOTES

- 1 MOUNTING HOLES WILL ACCEPT PINS OR SCREWS OF .087 MAX DIA ON .375 ± .002 CENTERS
- 2 ACTUATION IN LINE WITH ARROW "A" IS RECOMMENDED
- 3 WEIGHT OF SWITCH ONLY IS .26 OZ MAX. WEIGHT OF SWITCH WITH LEADS IS 1.40 OZ MAX
- 4 WIRE LEADS MARKED WITH CIRCUIT IDENTIFICATION (CLOSED, COMMON, AND OPEN) (CLOSED-20, OPEN-20, AND COMMON-20) PER MIL-W-5088

THIS DRAWING COVERS A PROPRIETARY ITEM AND IS THE PROPERTY OF MICRO SWITCH, A DIVISION OF HONEYWELL. THIS DRAWING IS NOT TO BE COPIED OR USED WITHOUT THE APPROVAL OF MICRO SWITCH.

THIRD ANGLE PROJECTION



CHARACTERISTICS	ELECTRICAL DATA	SCALE FULL	DO NOT SCALE PRINT
OPERATING FORCE ----- 5-17 OZ	CONTACT ARRANGEMENT S P D T	UNLESS OTHERWISE SPECIFIED TOLERANCES ARE	
RELEASE FORCE ----- 4 OZ MIN	250 VAC ----- 5 AMP	ONE PLACE (.) ± .030	
RELEASE TRAVEL ----- .004 MIN	30 VOLTS DC RATING	TWO PLACE (.00) ± .015	
DIFFERENTIAL TRAVEL ----- .004 MAX	INDUCTIVE ----- SEA LEVEL -- 3 AMP	THREE PLACE (.000) ± .005	
OVERTRAVEL ----- .003 MIN	50,000 FT -- 2.5 AMP	ANGLES ±	
	RESISTIVE ----- SEA LEVEL -- 5 AMP	WEIGHT 3	
	50,000 FT -- 5 AMP		
	MAXIMUM INRUSH ----- 24 AMP		

5SE2181-3

CATALOG LISTING

PAGE 1 OF 1

REPLACES

PR-14617

ISSUE
M
2

CHECK

REVISIONS
A CO-94402
JJA 5 MAR 99

CHECK

5 MAR 99

JAF

CHECK

5 MAR 99

JJA

FORMTEK

DRAWN

Mouser Electronics

Authorized Distributor

Click to View Pricing, Inventory, Delivery & Lifecycle Information:

[Honeywell:](#)

[5SE2181-3](#)