THIS DRAWING IS UNPUBLISHED. RELEASED FOR PUBLICATION – –, .
© COPYRIGHT – By – ALL RIGHTS RESERVED.

LOC	DIST
FT	0

REVISIONS

P	LTR	DESCRIPTION	DATE	DWN	APVD
	D1	REVISED PER ECO–11–005027	11MAR11	RK	HMR

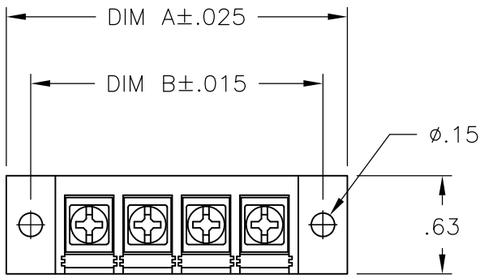

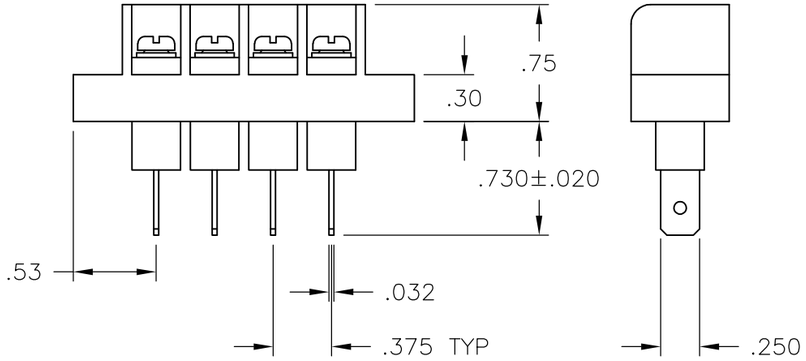

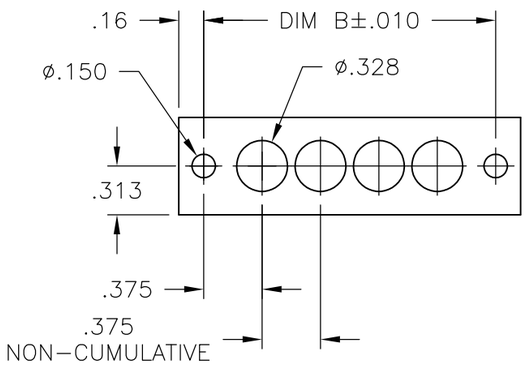

MOUNTING PANEL LAYOUT

NOTES:

PHYSICAL PROPERTIES:
- HOUSING: THERMOPLASTIC, UL94V–0, BLACK.
- TERMINALS: BRIGHT TIN OVER COPPER ALLOY.
- SCREWS: #6–32 STEEL, ZINC PLATING W/ CLEAR CHROMATE.
- PITCH: .375"
- OPERATING TEMP: 105°C
- RECOMMENDED TIGHTENING TORQUE: 7 IN–LBS.

ELECTRICAL PROPERTIES
- CURRENT RATING: 20A.
- OPERATING VOLTAGE: 300V.
- WIRE RANGE: 12–22 AWG.

DIM. A	DIM. B	NO. OF POS.	CATALOG NUMBER	PART NO.
7.439	7.125	18	BC6–Q308–18	1–1546781–1
7.064	6.750	17	BC6–Q308–17	1–1546781–0
6.689	6.375	16	BC6–Q308–16	1546781–9
6.314	6.000	15	BC6–Q308–15	3–1437662–1
5.939	5.625	14	BC6–Q308–14	1546781–8
5.564	5.250	13	BC6–Q308–13	3–1437662–0
5.189	4.875	12	BC6–Q308–12	1546781–7
4.814	4.500	11	BC6–Q308–11	1546781–6
4.439	4.125	10	BC6–Q308–10	2–1437662–9
4.064	3.750	9	BC6–Q308–09	1546781–5
3.689	3.375	8	BC6–Q308–08	1546781–4
3.314	3.000	7	BC6–Q308–07	1546781–3
2.939	2.625	6	BC6–Q308–06	2–1437662–8
2.564	2.250	5	BC6–Q308–05	1546781–2
2.189	1.875	4	BC6–Q308–04	1546781–1
1.814	1.500	3	BC6–Q308–03	2–1437662–4
1.439	1.125	2	BC6–Q308–02	2–1437662–3

THIS DRAWING IS A CONTROLLED DOCUMENT.

DIMENSIONS: INCHES

TOLERANCES UNLESS OTHERWISE SPECIFIED:

0 PLC	± –
1 PLC	± –
2 PLC	± .01
3 PLC	± .005
4 PLC	± –
ANGLES	± –

MATERIAL: –

FINISH: –

DWN	S SCHLEGEL	9/15/03
CHK	S. YODER	9/15/03
APVD	S. YODER	9/15/03
PRODUCT SPEC	—	
APPLICATION SPEC	—	
WEIGHT	—	

TE Connectivity

NAME: BC6–Q308–XX ASSEMBLY

SIZE	CAGE CODE	DRAWING NO	RESTRICTED TO
A3	00779	C–2–1437662–3	—

CUSTOMER DRAWING

SCALE	SHEET	REV
NTS	1 OF 1	D1