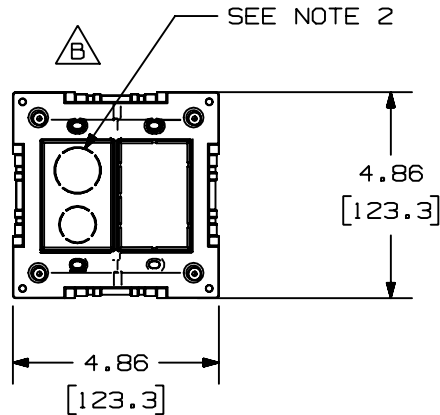
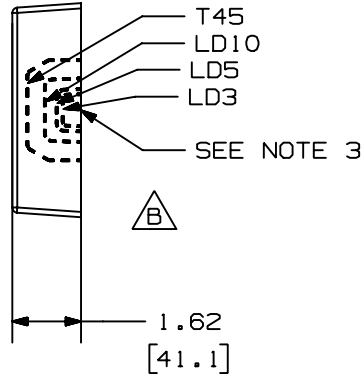
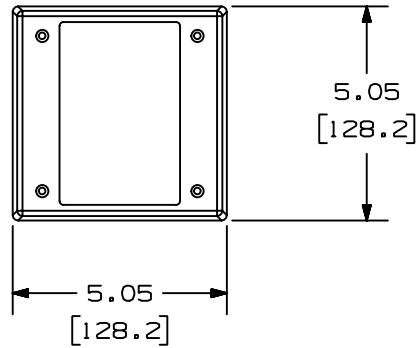


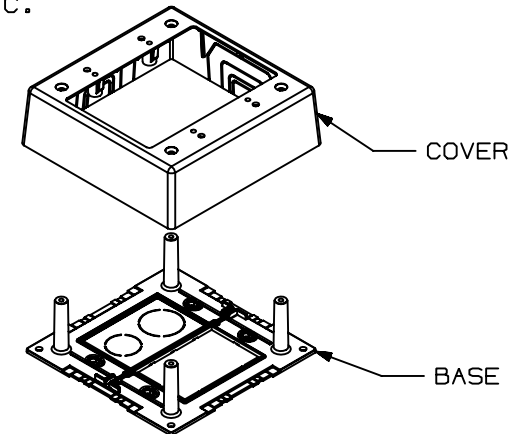
THIS COPY IS PROVIDED ON A RESTRICTED BASIS AND IS NOT TO BE USED IN ANY WAY DETRIMENTAL TO THE INTERESTS OF PANDUIT CORP.



PANDUIT P/N	WEIGHT
JBP2	2.4 LB/10 PCS (1089 g/10 PCS)

NOTES:

1. SEE CURRENT CATALOG FOR ADDITIONAL PART SUFFIXES TO INDICATE COLOR AND OR PACKAGE QUANTITY.
2. CONCENTRIC BREAKOUTS TO ACCOMMODATE CONDUIT SIZES OF 1/2" AND 3/4" DIAMETERS.
3. BREAKOUTS ARE PROVIDED ON ALL FOUR SIDES OF COVER.
4. DIMENSIONS IN PARENTHESES ARE IN METRIC.



CAD FILENAME/LAYERS		D35677BF_DC_JBP2_02	
PANDUIT		CORP. TINLEY PARK, ILLINOIS	
PAN-WAY 2 GANG SHALLOW		JUNCTION BOX (JBP2)	
		CUSTOMER DRAWING	
UNLESS OTHERWISE SPECIFIED, DIMENSIONAL TOLERANCES ARE: (.X) ± (.XXX) ± (.XX) ± .030 (.8) ANGLES ±		UNLESS OTHERWISE SPECIFIED, ALL DIMENSIONS ARE GIVEN IN INCHES, THIRD ANGLE PROJECTION.	
2	01-12-00	JHNUJAWA	B. REVISED GEOMETRY FOR T45 BREAKOUT
1	12-21-98	DW	HIW A. MATERIAL WAS ABS/PC.
R	10-29-97	DW	HIW RELEASED TO PRODUCTION.
REV	DATE	BY	CHK DESCRIPTION
			ECN CHK CUST SUP

DRAWN BY DW	MAT'L: PVC	SCALE NONE	DWG A
DATE 10-29-97	CHECKED BY HIW	DRAWING NO. 35677-06	SIZE A

# Mouser Electronics

Authorized Distributor

Click to View Pricing, Inventory, Delivery & Lifecycle Information:

Panduit:

JBP2EI