


Solenoids

Series 67 Solenoid



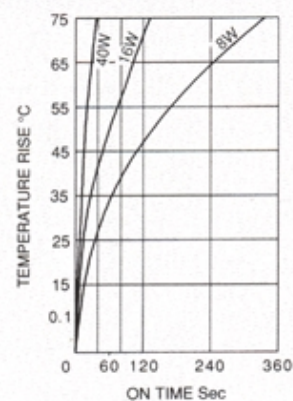
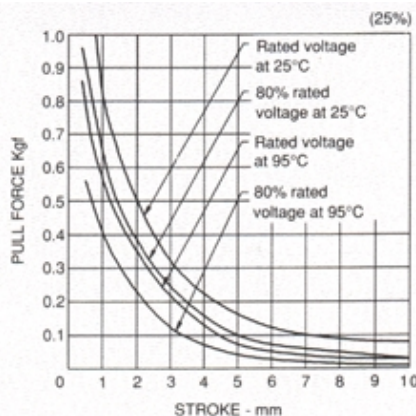
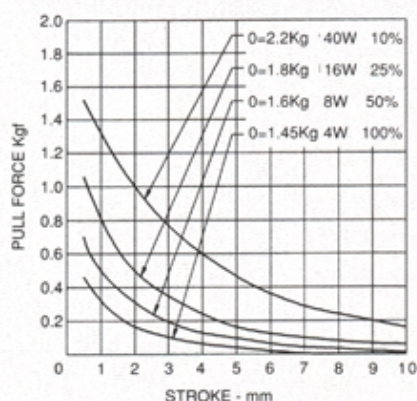
GENERAL DESCRIPTION

- DC direct acting
- Medium force applications
- High efficiency
- Low cost
- Thrust types available

PERFORMANCE

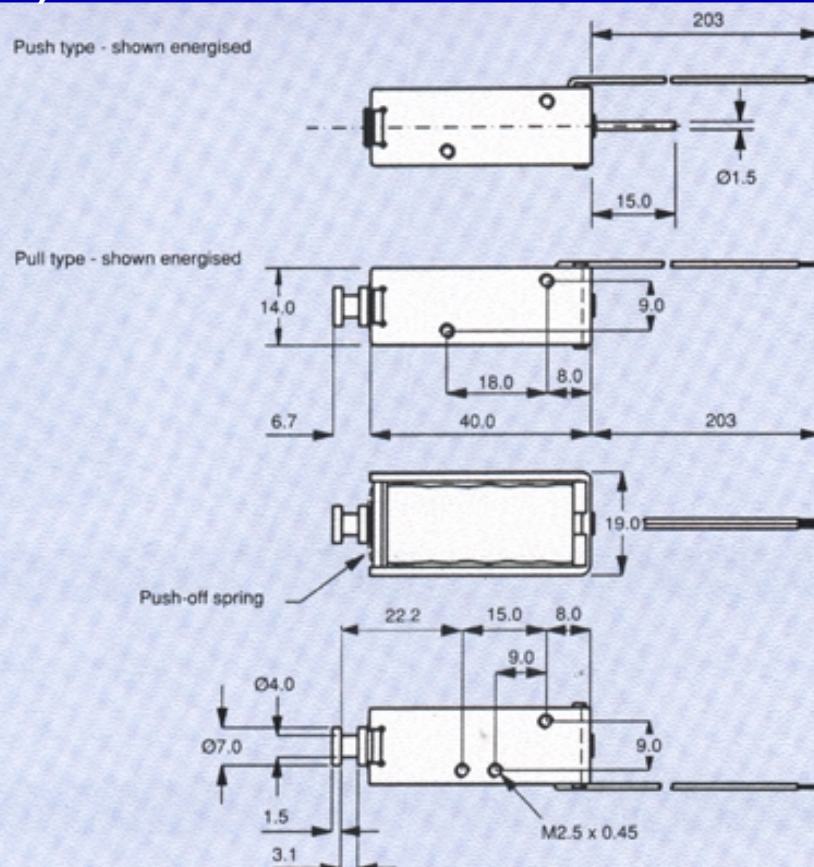
Electrical	ITEM	SPECIFICATION
	Closed power (continuous rating)	4W
	Maximum permissible voltage	240V DC
	Dielectric strength	500V RMS 50Hz
Mechanical	Insulation	All coils tested to frame at 500V RMS 50Hz
	Weight	Total: 60g. approx. Plunger: 9g
	Operating temperature Ambient temperature	-5°C to +55°C
	Force/stroke curves	The information given on this page is based on a room temperature of 20°C allowing for a nominal 75°C temperature rise in the coil. These force curves show average performance only. In addition to normal manufacturing tolerances, deviations can be expected at some voltages due to the coil winding tolerances.

FORCE/STROKE CURVES & ON TIMES

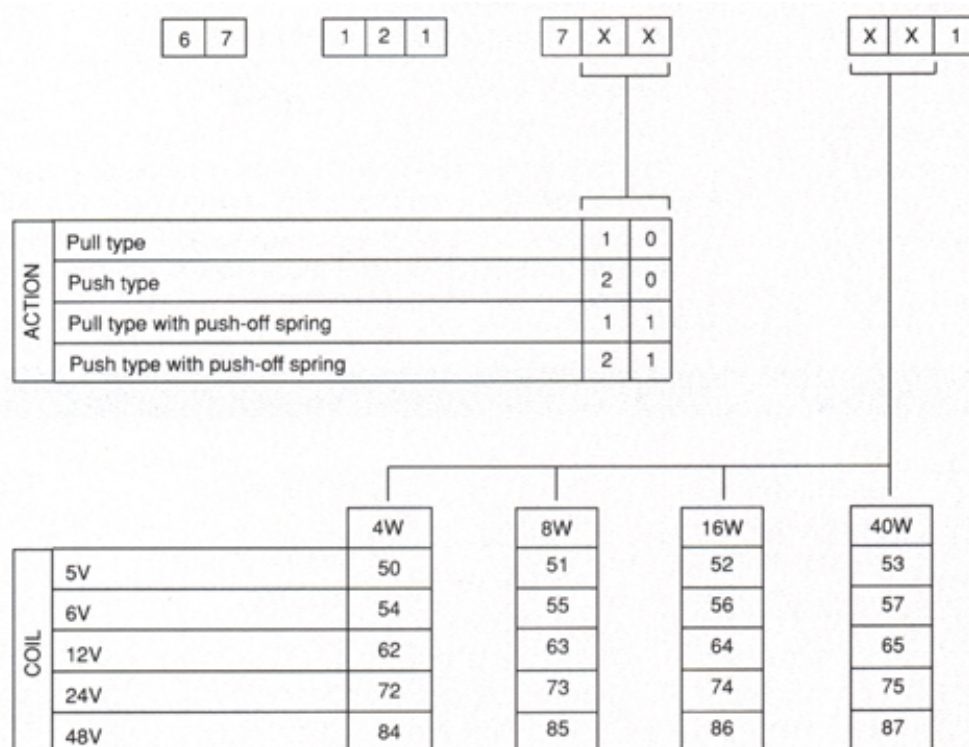


Maximum permissible coil temperature 130°

DIMENSIONS (mm)



CODING



COMPONENTS

We reserve the right to change without prior notice the information contained in this leaflet

Consumer Protection Act 1987 and Health & Safety at Work Act etc., 1974

Our products are designed, manufactured and tested to ISO 9001 quality standards. Some of them are capable of being operated by and capable of switching high voltages and/or currents. Care must therefore be exercised in the installation, protection and use of such products. If in doubt please contact your supplier or BLP Engineering Department immediately.

BLP Components Ltd., Exning Road, Newmarket, Suffolk CB8 0AX, England

Tel: (01638) 665161 Fax: (01638) 660718

BLP is a trade mark of BLP Components Ltd