THIS DRAWING IS UNPUBLISHED. RELEASED FOR PUBLICATION -,- .
© COPYRIGHT - BY TYCO ELECTRONICS CORPORATION. ALL RIGHTS RESERVED.

LOC	DIST
AD	0

REVISIONS

P	LTR	DESCRIPTION	DATE	DWN	APVD
	E1	ECO-07-019163	05NOV2007	RB	MS

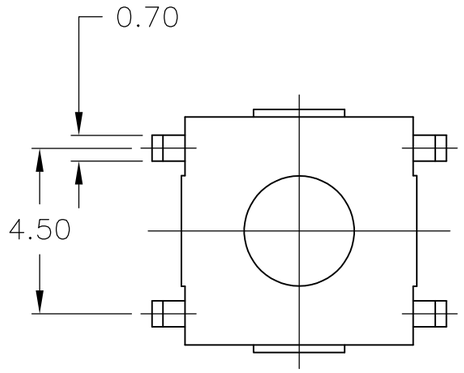

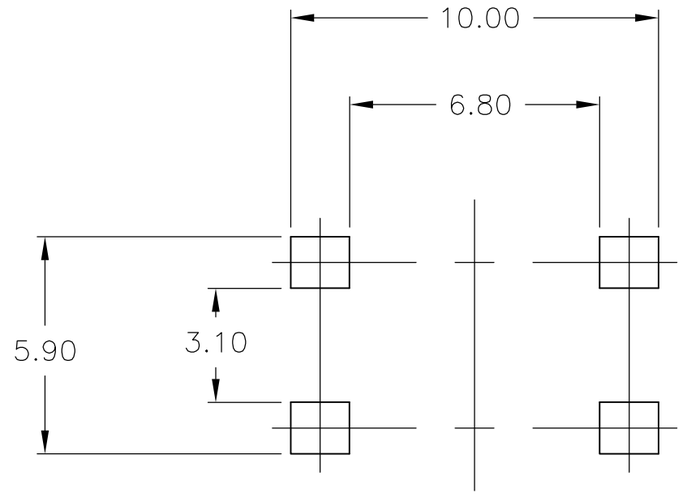

P C B LAND DIMENSION

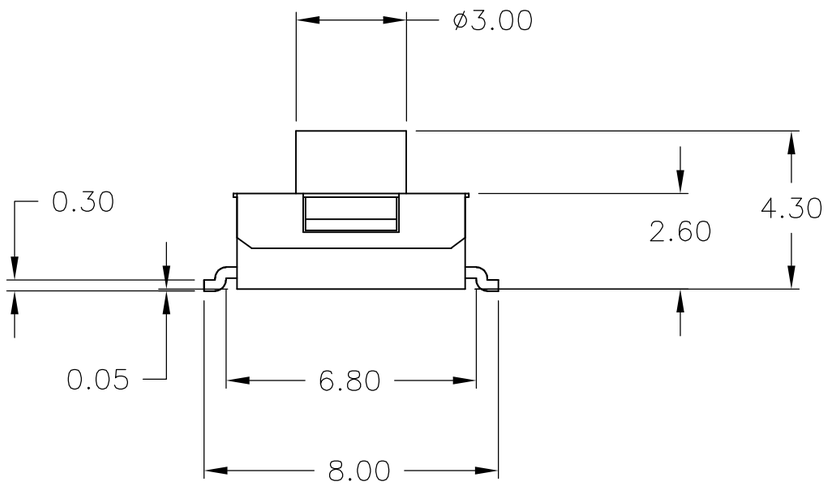

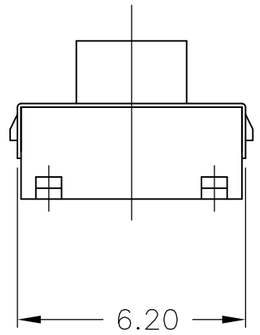

MATERIALS:
CASE: PPS, 94V-0, BLACK
COVER: COPPER ALLOY, TIN PLATE
ACTUATOR: NYLON 6T UL94V-0, COLOR- RED
MOVINING CONTACT: COPPER ALLOY, SILVER FINISH
FIXED CONTACT/TERMINAL: COPPER ALLOY, SILVER FINISH

ELECTRICAL:
MAX CONTACT RATING: 50MILLIAMPS@24V DC
MIN CONTACT RATING: 10MICROAMPS@1V DC
INITIAL CONTACT RESISTANCE: 100 MILLIOHMS MAX
INSULATION RESISTANCE: 100 MEGOHMS AT 250 VDC MIN
DIELECTRIC STRENGTH: 500 VAC 50/60 HZ FOR 1 MINUTE.
LIFE EXPECTANCY: 100,000 CYCLES MIN.

MECHANICAL:
ACTUATION FORCE: 260±30g
ACTUATION TRAVEL $0.25^{+0.2}_{-0.1}$
LIFE EXPECTANCY: 150,000 CYCLES

ENVIRONMENTAL:
OPERATING TEMPERATURE: -35°C TO +85°C
STORAGE TEMPERATURE: -35°C TO +85°C
RESISTANCE TO SOLDER HEAT PER 109-201 COND B.

NOTES:
1. TAPE AND REEL PACKAGING PER EIA-481, PITCH 12MM, WIDTH 16MM. 1500 PCS. PER REEL.
2. ALL MATERIALS AND FINISHES SHALL COMPLY WITH EU DIRECTIVE 2002/95/EC OF 27JAN2003 (ROHS)

() - INDICATES MOMENTARY POSITION

CIRCUIT CHARACTERISTICS

CONTACT POSITION		CIRCUIT DIAGRAM
OFF	(ON) 1-3 2-4	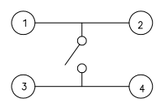

OLD T&B P/N	PART NUMBER
FSM4LPA	1571621-1
FSM4LPATR	4-1437565-3

THIS DRAWING IS A CONTROLLED DOCUMENT.

DIMENSIONS: MM

TOLERANCES UNLESS OTHERWISE SPECIFIED:
0 PLC ± -
1 PLC ± -
2 PLC ± 0.30
3 PLC ± -
4 PLC ± -
ANGLES ± -

MATERIAL -
FINISH -

DWN M.BINNER 17SEP02
CHK M.SARVER 18SEP02
APVD M.SARVER 18SEP02
PRODUCT SPEC -
APPLICATION SPEC -
WEIGHT -

Tyco Electronics
Tyco Electronics Corporation
Harrisburg, PA 17105

NAME
TACTILE SWITCH 6X6mm
LOW PROFILE,
SURFACE MOUNT

SIZE	CAGE CODE	DRAWING NO	RESTRICTED TO
A3	00779	C-4-1437565-3	-

CUSTOMER DRAWING | SCALE 6:1 | SHEET 1 OF 1 | REV E1