PRODUCT NR.
85968-XYZ
85968-XYZLF

X	PLATING CONTACT AREA:	UNDERPLATING
1	0.76 um GOLD OR GXT	1.3 um Ni MIN.
2	2 um GOLD	1.3 um Ni MIN.
3	1.3 um GOLD	1.3 um Ni MIN.
9	0.76 um GXT	1.3 um Ni MIN.

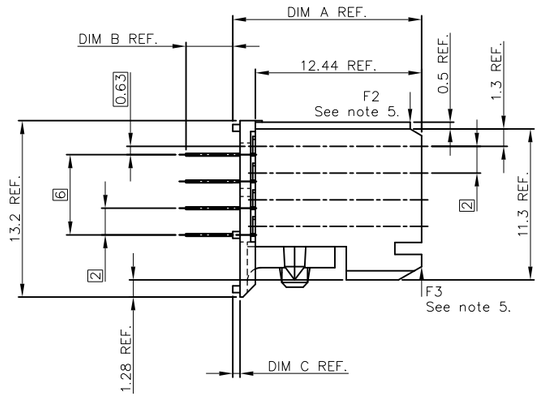

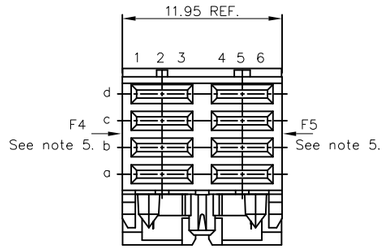

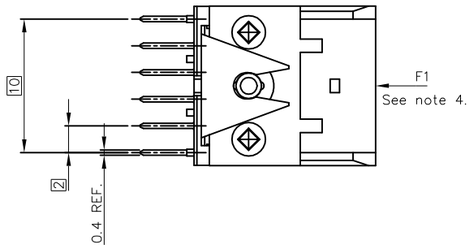

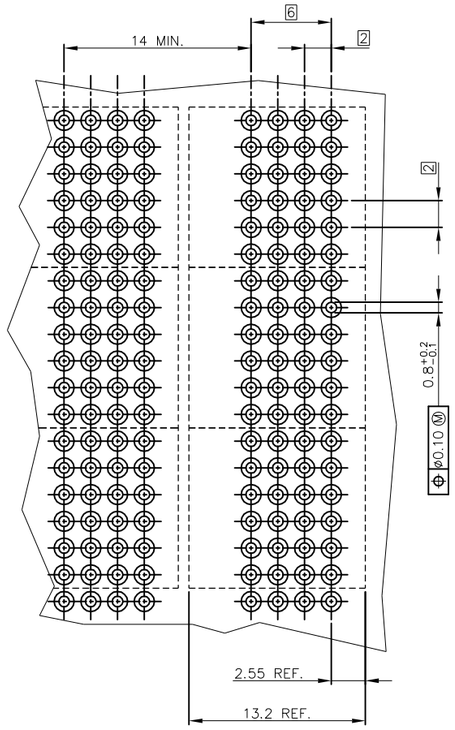

RECOMMENDED HOLE PATTERN,
COMPONENT SIDE.

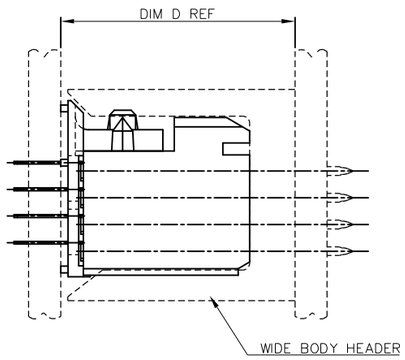

DASH NR	CONFIGURATION ROW #	COLUMN # 1 2 3	COLUMN # 4 5 6	PCB THICKN.	DIM A	DIM B	DIM C	DIM D
-X01	D	+	+	2.4	14.14	3.50	0.54	17.64
	C	+	+					
-X01LF	B	+	+					
	A	+	+					
-X02	D	+	+	3.2	13.60	4.04	0.00	17.10
	C	+	+					
-X02LF	B	+	+					
	A	+	+					
-X03	D	+	+	2.4	13.60	3.24	0.00	17.10
	C	+	+					
-X03LF	B	+	+					
	A	+	+					
-X04	D	+	+	1.6	13.60	2.39	0.00	17.10
	C	+	+					
-X04LF	B	+	+					
	A	+	+					
-X05	D	+	+	1.6	14.14	2.70	0.54	17.64
	C	+	+					
-X05LF	B	+	+					
	A	+	+					
-X06	D	+	+	1.6	14.64	3.00	0.54	18.14
	C	+	+					
-X06LF	B	+	+					
	A	+	+					
-X07	D	+	+	1.6	15.14	2.50	0.54	18.64
	C	+	+					
-X07LF	B	+	+					
	A	+	+					
-X08	D	-	+	2.4	14.14	3.50	0.54	17.64
	C	-	+					
-X08LF	B	-	+					
	A	-	+					

"-" POSITION NOT LOADED
"+" POSITION LOADED

NOTES:

1. BODY MAT'L: LIQUID CRYSTAL POLYMER 30% GLASS FLAME RETARDANT ACC. UL 94-V0
2. TERMINAL MATERIAL: PHOSPHOR BRONZE.
3. PLATING SOLDERTAILS 2-8 um SnPb 90-97 OR 2-8 um PURE Sn FOR LF.
4. LOAD IN THIS DIRECTION (E.G. THROUGH CODING) 30 NEWTON MAXIMUM PER CONNECTOR.
5. LOAD IN THIS DIRECTION 15 NEWTON MAXIMUM PER CONNECTOR.
6. TO ENSURE PROPER ALIGNMENT OF MULTIPLE MODULES ON A BOARD THE USE OF A FIXTURE IS RECOMMENDED.
7. PRODUCT MARKING: PARTNUMBER & BATCH I.D.
8. THIS PRODUCT MEETS EUROPEAN UNION DIRECTIVES AND OTHER COUNTRY REGULATIONS AS DESCRIBED IN GS-22-008 .
9. THE HOUSING WILL WITHSTAND EXPOSURE TO 260 DEGREE PEAK TEMPERATURE FOR 10 SECONDS IN A WAVE SOLDER APPLICATION.

ltr	ecn no	dr	date
E	DG05-0079	CLU	2005-04-12
F	DG05-0392	CLU	2005-10-18
G	DG08-0171	TER	2008-09-10
H	N11-0091	A.ZH	2011-04-08
J	ELX-N-26608	MZ	2017-03-28

mat'l. code

surface ISO 1302 ✓ | tolerance ISO 406 ISO 1101

tolerances unless otherwise specified

angles: 0°±2.0°

linear: 0.X ± 0.30; 0.XX ± 0.15; 0.XXX ± 0.05

projection | MM | scale 1:1

dr	M. MEIJER	1996-04-16
engr	M. MEIJER	1996-04-16
chr	P. SCHALK	1996-04-16
appd	P. SCKALK	1996-04-16

product family: METRAL

title: STR SIGN RCP STB+WAFER 12mm

dwg no: 85968 | sheet 1 of 1 | size A3

type: Product Customer Drawing

sheet index: revision J; sheet 1

Amphenol FCi

© 2016 AFCI