
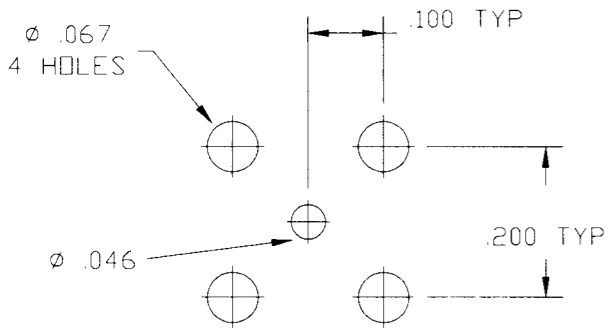
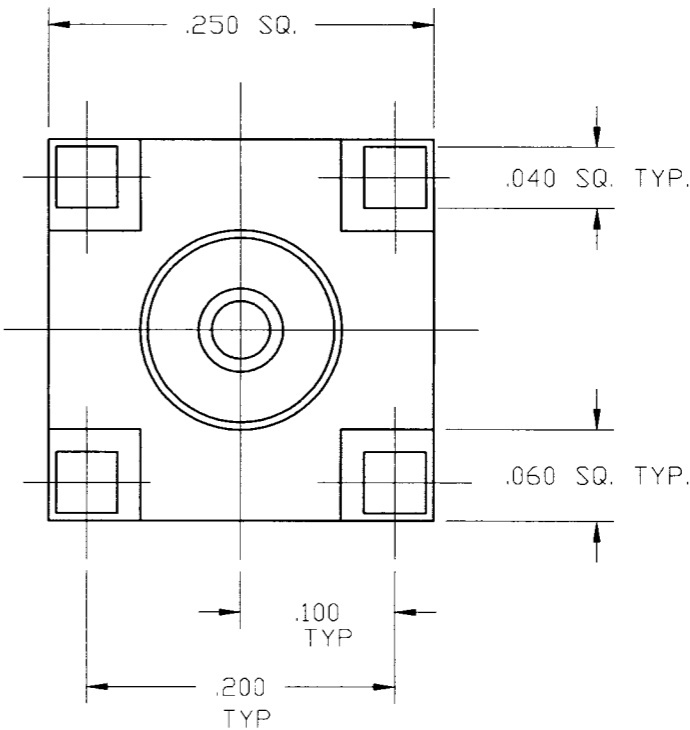
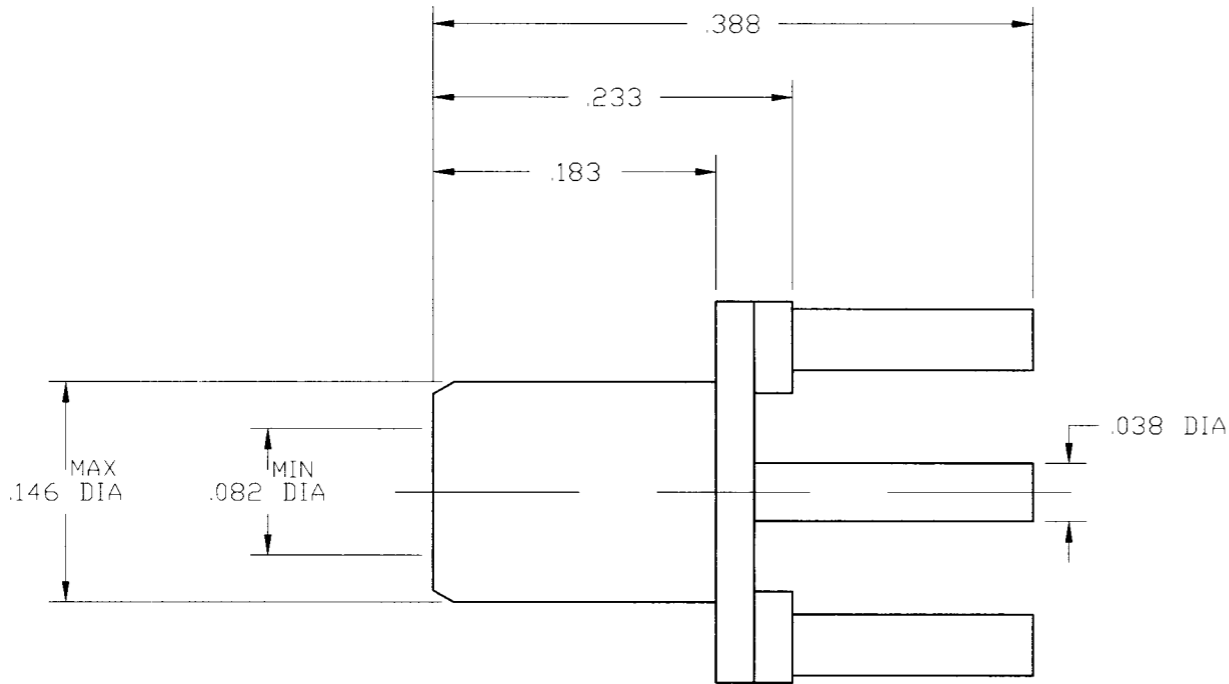


NOTES:


1. MATERIALS OF CONSTRUCTION:
BODY, MALE CONTACT = BRASS, GOLD PLATED
INSULATOR = TFE, FLUOROCARBON
2. DO NOT SCALE THIS DRAWING.

903-409J-53P		REVISIONS			
DRAWING NO.	REV	DESCRIPTION	DATE	ECO	APPR
THIRD ANGLE PROJ. 	A	RELEASE TO MFG.			
	E	SEE SHEET 1	7/12/00	43433	CPM/



RECOMMENDED MOUNTING
HOLE DIMENSIONS

CUSTOMER OUTLINE
DRAWING

UNLESS OTHERWISE SPECIFIED, DIMENSIONS ARE IN INCHES AND TOLERANCES ARE: 2 PLACE DECIMAL 3 PLACE DECIMAL ANGLES ±.015 (0,381 mm) ±.005 (0,127 mm) ± 1°	MATERIAL	DRAWN C. McGRATH	DATE 6/29/00	TITLE SLIDE-ON JACK PC MOUNT		Amphenol Amphenol Corporation RF/Microwave Operations Danbury, Conn. U.S.A. 06810	
		ENGINEER P. BRENZEL	DATE 6/29/00				
NOTICE - These drawings, specifications, or other data (1) are, and remain the property of Amphenol Corp. (2) must be returned upon request, and (3) are confidential and not to be disclosed to any person other than those to whom they are given by Amphenol Corp. The furnishing of these drawings, specifications, or other data by Amphenol Corp., or to any other person to anyone for any purpose is not to be regarded by implication or otherwise in any manner licensing, granting rights or permitting such holder or any other person to manufacture, use or sell any product, process or design, patented or otherwise, that may in any way be related to or disclosed by said drawings, specifications, or other data.	REFERENCE EAR 111-962253	APPROVED 	DATE 7/20/00	SCALE: 8:1		SHEET 2	OF 2
		CAD FILE H:\PETE\SMB\903\ASSY\409J53PC	CODE ID 74868	DWG SIZE B	DRAWING NO. 903-409J-53P	ISSUE F	

Mouser Electronics

Authorized Distributor

Click to View Pricing, Inventory, Delivery & Lifecycle Information:

[Amphenol:](#)

[903-409J-53P](#)