

(2,00 mm) .0787"

# FLEXIBLE SMT HEADER

## SPECIFICATIONS

For complete specifications and recommended PCB layouts see [www.samtec.com?TMMH](http://www.samtec.com?TMMH)

**Insulator Material:** Black Liquid Crystal Polymer  
**Terminal Material:** Phosphor Bronze  
**Plating:** Sn or Au over 50µ" (1,27 µm) Ni  
**Current Rating (TMMH/ESQT):** 4.5 A per pin (1 pin powered per row)  
**Current Rating (TMMH/SQT):** 5.1 A per pin (1 pin powered per row)  
**Operating Temp Range:** -55°C to +105°C with Tin; -55°C to +125°C with Gold  
**Voltage Rating:** 500 VAC mated with SQW  
**RoHS Compliant:** Yes

**Processing:**  
**Lead-Free Solderable:** Yes  
**SMT Lead Coplanarity:** (0,10 mm) .004" max

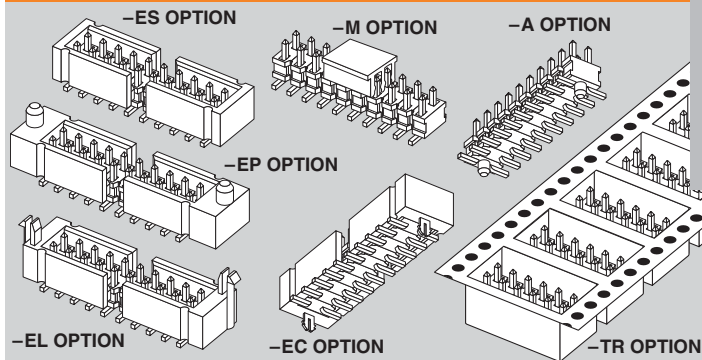
## RECOGNITIONS

For complete scope of recognitions see [www.samtec.com/quality](http://www.samtec.com/quality)

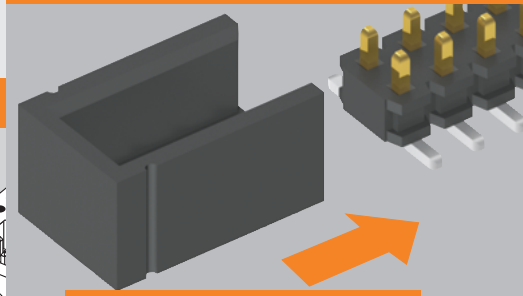


**Mates with:**  
 CLT, SQT, SQW, ESQT, TLE, SMM, MMS, TCSD

## OPTIONS

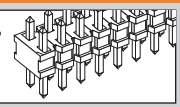


## FLEX SHROUD



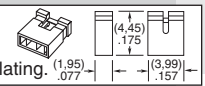
## OTHER SOLUTIONS

**Through-Hole**



**2 mm Shunt**

Specify 2SN-BK-G for 2 mm shunt with Gold plating.



TMMH

1

NO. PINS PER ROW

LEAD STYLE

PLATING OPTION

03 thru 50

Specify LEAD STYLE from chart

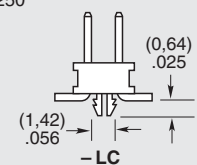
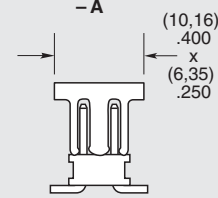
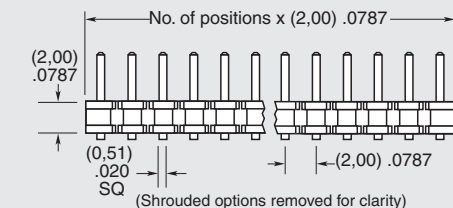
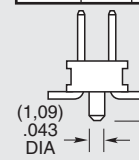
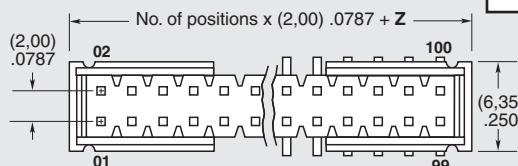
-F = Gold flash on post, Matte Tin on tail

-L = 10µ" (0,25 µm) Gold on post, Matte Tin on tail

-T = Matte Tin

OPTION	Z
-ES	(2,92) .115
-EC	(4,70) .185
-EP & -EPC	(6,10) .240
-EL & -EBC	(4,45) .175


LEAD STYLE	A	MATES WITH
-01	(3,20) .126	SQT, SQW, ESQT, TLE, SMM, MMS, TCSD
-04	(1,91) .075	CLT
-05	(1,65) .065	





## ALSO AVAILABLE (MOQ Required)

- Other platings
- Contact Samtec.


**Note:** Some lengths, styles and options are non-standard, non-returnable.




TMMH-110-01-F-DV-A



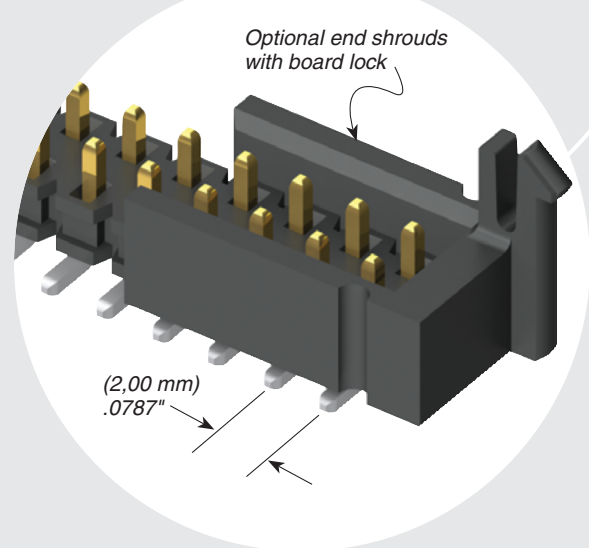
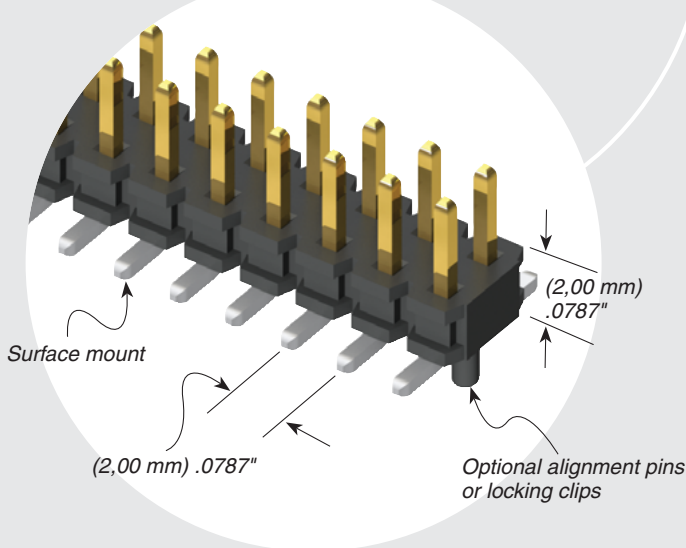
TMMH-118-04-F-DV-EL



TMMH-110-01-F-DV



**TMMH SERIES**



**DV**

**FLEX SHROUD OPTIONS**

**OTHER OPTIONS**

All Flex Shroud options require 9 pins/row minimum (For board-to-board interfaces. Will not mate with TCSD)

**-ES**

= End Shroud  
(For best cost also see TSH Series)

**-EC**

= End Shroud with Locking Clip  
(For best cost also see TSH Series)  
(Manual placement required)

**-EP**

= End Shroud with Guide Post

**-EL**

= End Shroud with Board Lock  
(Boards are positively locked and cannot be unmated)

**-EBC**

= End Shroud with Board Lock and Locking Clip  
(Boards are positively locked and cannot be unmated)

**-EPC**

= End Shroud with Guide Post and Locking Clip  
(Manual placement required)

**-“XXX”**  
= Polarized Position. Specify position of omitted pin

**-A**

= Alignment Pin  
(3 positions minimum)  
(Not available with -LC)

**-LC**

= Locking Clip  
(5 positions minimum)  
(Not available with -A)  
(Manual placement required)

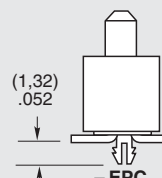
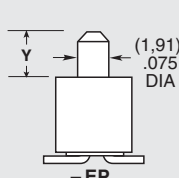
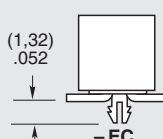
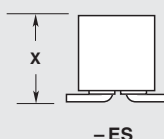
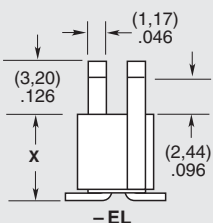
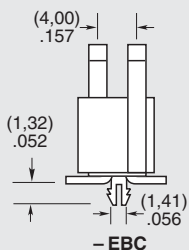
**-M**

= Pick & Place Pad  
(5 positions minimum)

**-TR**

= Tape & Reel Packaging  
(36 positions maximum)  
(Flex Shroud options not available except -ES, -EP & -EL)

LEAD STYLE	X	Y
-01	(5,84) .230	(4,45) .175
-04 & -05	(4,50) .177	(3,02) .119



**TAPE & REEL AVAILABILITY**

No tooling charges.  
Minimum order is the lesser of a full reel quantity or 125 pieces. Order any quantity above minimum. In-house design, manufacture. Quick turn-around.  
Call Samtec for specifications and ordering information.