
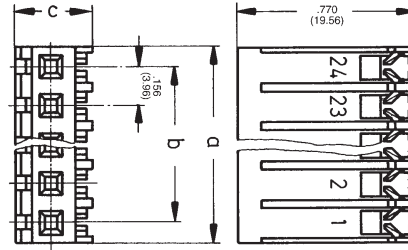


**Series CE/CT  
.156" Connectors**

**.156" (3.96 mm) End and  
Through Connectors  
Available in 2-24 Circuits  
with Optional Cover**



**Dimensions**

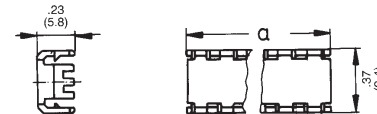


**Snap-on Covers EC**

**Snap-on Covers TC**



**Strain Relief Combination Cover SCC**



**Dimensions**

No. of Circuits	2	3	4	5	6	7	8	9	10	11	12	13	14	15	16	17	18	19	20	21	22	23	24	
Dim. in in. / (mm)	a	.312 (7.92)	.468 (11.89)	.624 (15.85)	.780 (19.81)	.936 (23.77)	1.092 (27.74)	1.248 (31.70)	1.404 (35.66)	1.560 (39.62)	1.716 (43.59)	1.872 (47.55)	2.028 (51.51)	2.184 (55.47)	2.340 (59.44)	2.496 (63.40)	2.652 (67.36)	2.808 (71.32)	2.964 (75.29)	3.120 (79.25)	3.276 (83.21)	3.432 (87.17)	3.588 (91.14)	3.744 (95.10)
	b	.156 (3.96)	.312 (7.92)	.468 (11.89)	.624 (15.85)	.780 (19.81)	.936 (23.77)	1.092 (27.74)	1.248 (31.70)	1.404 (35.66)	1.560 (39.62)	1.716 (43.59)	1.872 (47.55)	2.028 (51.51)	2.184 (55.47)	2.340 (59.44)	2.496 (63.40)	2.652 (67.36)	2.808 (71.32)	2.964 (75.29)	3.120 (79.25)	3.276 (83.21)	3.432 (87.17)	3.588 (91.14)

**Part Number**

No. of Circuits 2-24 (Contact Factory For Circuit Availability) <span style="float: right;">□□ = Number of Circuits</span>					
Version	Wire Size				Dimensions
	AWG 24	AWG 22	AWG 20	AWG 18	c inches (mm)
End Connector	CE156F24- □□	CE156F22- □□	CE156F20- □□	CE156F18- □□	.33 (8.4)
Through Connector	CT156F24- □□	CT156F22- □□	CT156F20- □□	CT156F18- □□	.35 (9.0)
AWG Identification Color	Black	Red	Brown	Orange	
Snap-on Cover for End connectors				EC 156F- □□	
Snap-on Cover for Through connectors				TC 156F- □□	
Strain Relief Combination Cover				SCC156F- □□	