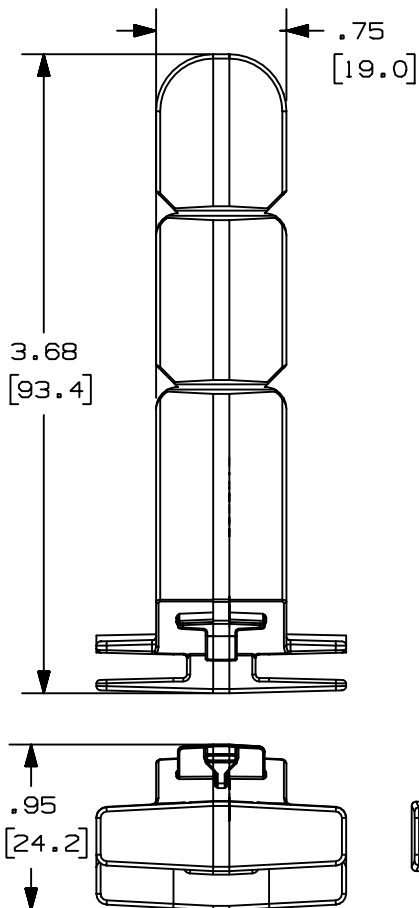


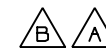
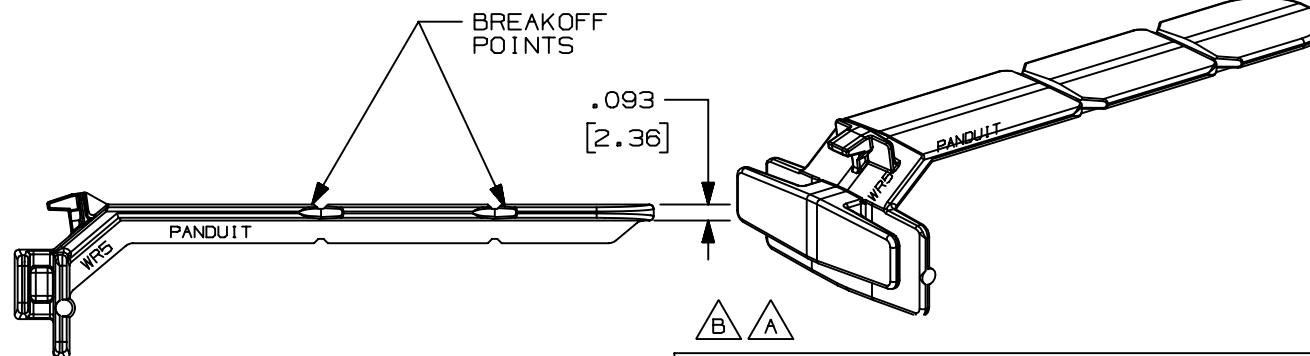
THIS COPY IS PROVIDED ON A RESTRICTED BASIS AND IS NOT TO BE USED IN ANY WAY DETRIMENTAL TO THE INTERESTS OF PANDUIT CORP.



NOTES:

1. SEE CURRENT CATALOG FOR ADDITIONAL PART SUFFIXES TO INDICATE COLOR AND OR PACKAGE QUANTITY.
2. THIS WIRE RETAINER IS TO BE USED TO RETAIN WIRES IN "G" DUCT SIZES 2" X 5", 3" X 5", & 4" X 5".
3. THE WR5 HAS TWO BREAKOUTS TO ACCOMMODATE 3 DIFFERENT WIDTH DUCTS.
4. DIMENSIONS IN PARENTHESIS ARE METRIC.

PANDUIT P/N	WEIGHT
WR5	.121 LB/ 100PCS. (510g/ 100PCS.)



CAD FILENAME/LAYERS

D35541DK_DC_WR5_05C.PRT

PANDUIT CORP. TINLEY PARK, ILLINOIS
WIRING DUCT AND CABLE MANAGEMENT
WIRE RETAINER (WR5)
FOR USE WITH TYPE "G" DUCT - CUSTOMER DRAWING

UNLESS OTHERWISE SPECIFIED,
DIMENSIONAL TOLERANCES ARE:
(.X) ± (.XXX) ±
(.XX) ±.03(.8) ANGLES ±

UNLESS OTHERWISE SPECIFIED,
ALL DIMENSIONS ARE GIVEN
IN INCHES, THIRD ANGLE PROJECTION.

2	2-9-04	JCST	JKG	C. CHANGED NOTES B. CHANGED TITLE	35541-63	HIW	HIW		
1	8-29-00	JHNU	HIW	A. REVISED AND REDRAWN.	35541-63	HIW	HIW		
R	3-13-97	RCA	CEF	RELEASED TO PRODUCTION	35541-63	CEF	CEF		
REV	DATE	BY	CHK	DESCRIPTION	ECN	R	CUST	SUP	

DRAWN BY
RCA

DATE
3-13-97

CHK'D
CEF

MAT'L:

ABS

SCALE NONE

DRAWING NO.
35541-63

DWG
A
SIZE