PART NUMBER	OPERATING CHARACTERISTICS AT T_A =25°C										TEST CONDITIONS
	FORWARD VOLTAGE/CURRENT			REVERSE VOLTAGE(V)	PEAK WAVELENGTH(nm)			LUMINOUS INTENSITY(mcd)			
	MIN	TYP	MAX		MIN	TYP	MAX	MIN	TYP	MAX	
551-0201		✱2.1 V	✱2.8 V	V_R =5 V MIN @ 100μA		565		4.7	12.6		I_F = 10 mA
551-0301		✱2.1 V	✱2.8 V	V_R =5 V MIN @ 100μA		585		7.4	10.0		I_F = 10 mA
551-0401		✱2.0 V	✱2.8 V	V_R =5 V MIN @ 100μA		635		7.4	10.0		I_F = 10 mA
551-0501		10 mA	15 mA	V_R =5 V MIN @ 100μA		635		1.5	4.0		V_F = 5 V
551-0601		12 mA	15 mA	V_R =5 V MIN @ 100μA		565		2.0	8.0		V_F = 5 V
551-0701		10 mA	15 mA	V_R =5 V MIN @ 100μA		583		2.0	8.0		V_F = 5 V
✱✱ 551-0801		3.5 V	4.2 V			428		6.3		20	I_F = 10 mA
551-1101		1.8 V	2.2 V	V_R =5 V MIN @ 50μA		635		1.0	1.8		I_F = 2 mA
551-1201		1.9 V	2.7 V	V_R =5 V MIN @ 50μA		583		1.0	1.6		I_F = 2 mA
551-1301		1.8 V	2.6 V	V_R =5 V MIN @ 50μA		565		1.0	1.6		I_F = 2 mA
551-1501		✱2.1 V	✱2.8 V	V_R =5 V MIN @ 100μA		565		32	50		I_F = 10 mA
551-1801		1.8 V	2.4 V	V_R =4 V MIN @100μA		660		8.7	48.0		I_F = 20 mA
551-2501	1.5 V	2.2 V	3.0 V	V_R =5 V MIN @100μA		600		3.0	6.5		I_F = 10 mA
551-3001		2.0 V	2.2 V			635/565		2.5			I_F = 10 mA
551-3101		2.0 V	2.6 V			585/565		2.5			I_F = 10 mA

REV.	ECN NO.	REVISIONS	DRN.	CKD.	APP.	DATE
A	——	NEW RELEASE	YY		N.O.	2-18-94
B	——	CHANGED LED FOR P/N 551-1101 551-1201 & 551-1301;"Ø.043+ .002/-.001" WAS "Ø.044±.002"	YY		N.O.	5-2-94
C	——	ADDED 3 NEW P/N 551-0501, 551-0601 AND 551-0701.	YY		N.O.	7-15-94
D	——	ADDED 551-1801 & 551-2501; REMOVED REVERSE VOLTAGE SPEC ON 551-3001 & 551-3101.	TC		N.O.	1-7-97
E	——	P/N 551-0201 LUM. INTENSITY MIN. 4.7, TYP. 12.6 WAS 4.0, 8.5;FWD VOLTAGE TYP 2.1, MAX MAX 2.8 WAS 2.3,3.0; "C" DIM .118 ±.010 WAS .115 ±.010; P/N 551-0301 PEAK WAVELENGTH 585 WAS 583;LUM INT. MIN 7.4 WAS 6.0;FWD VOLT TYP 2.1,MAX 2.8 WAS 2.2,3.0;ADDED NOTE 2; P/N 551-0401 LUM. INT. MIN. 7.4 WAS 6.0, FWD VOLTAGE TYP 2.0, MAX 2.8 WAS 2.2, 3.0.	TC	DC	N.O.	5-20-99
F	——	ADDED P/N 551-1501 AND TITLE.	TC	DC	N.O.	9-28-99
G	——	ADDED PART NUMBER 551-0801 AND ATTENTION NOTE.	TC			

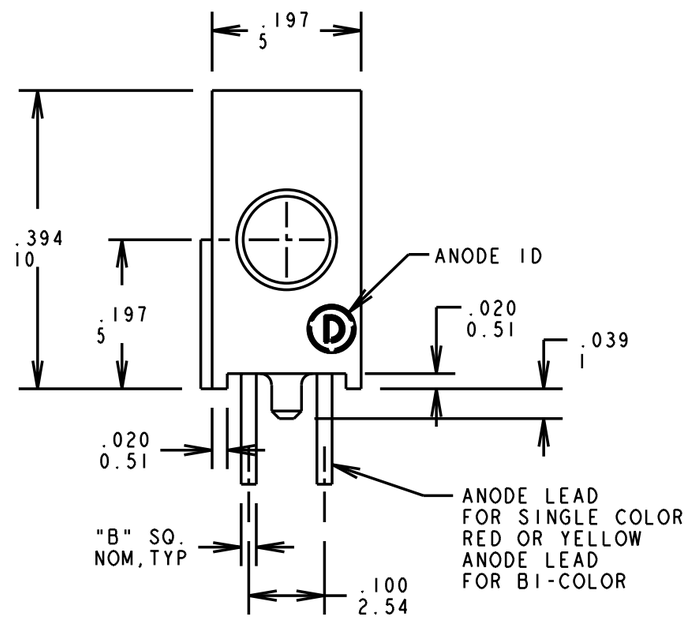

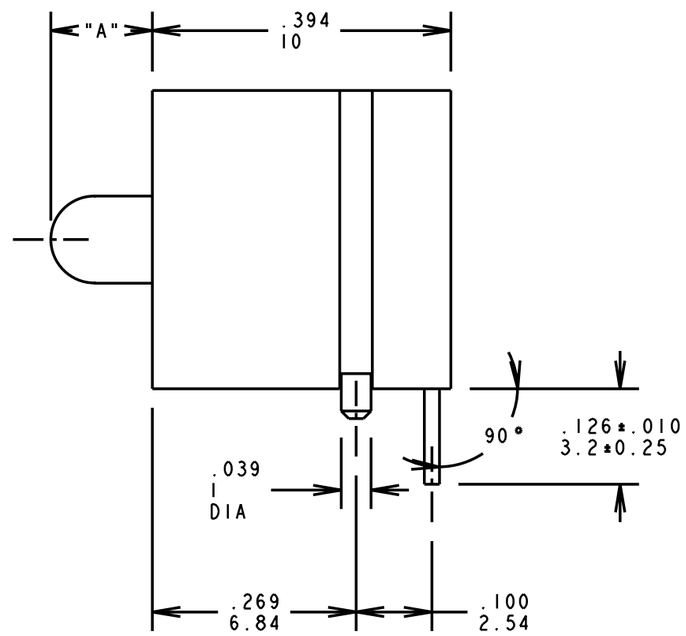

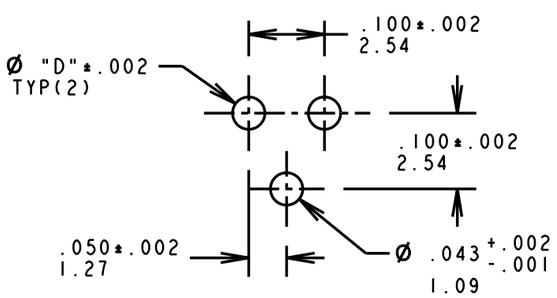

RECOMMENDED PC BOARD HOLE PATTERN
COMPONENT SIDE

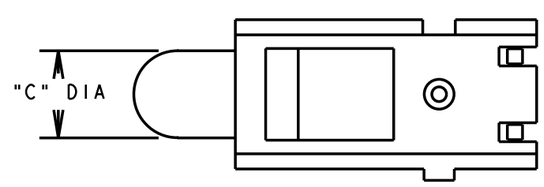

PART NUMBER	LED COLOR	"A" DIMENSION (INCH/MM)	"B" DIMENSION (INCH)	"C" DIMENSION (INCH)	"D" DIMENSION (INCH)
551-0201	GREEN DIFFUSED	.132/3.35	.018	.118±.010	.040
551-0301	YELLOW DIFFUSED	.132/3.35	.018	.118±.010	.040
551-0401	RED DIFFUSED	.132/3.35	.018	.118±.010	.040
551-0501	RED DIFF. 5 VOLT	.132/3.35	.018	.115±.010	.040
551-0601	YELLOW DIFF. 5 VOLT	.132/3.35	.018	.115±.010	.040
551-0701	GREEN DIFF. 5 VOLT	.132/3.35	.018	.115±.010	.040
✱✱551-0801	BLUE NON-TINTED DIFFUSED	.138/3.5	.020	.110±.004	.043
551-1101	RED DIFFUSED	.132/3.35	.018	.115±.010	.040
551-1201	YELLOW DIFFUSED	.132/3.35	.018	.115±.010	.040
551-1301	GREEN DIFFUSED	.132/3.35	.018	.115±.010	.040
551-1501	GREEN TINTED NON-DIFFUSED	.132/3.35	.018	.118±.010	.040
551-1801	RED AlGaAs DIFFUSED	.132/3.35	.020	.118±.010	.043
551-2501	ORANGE DIFFUSED	.132/3.35	.018	.115±.010	.040
551-3001	RED/GREEN DIFFUSED	.138/3.5	.020	.118±.004	.043
551-3101	YELLOW/GREEN DIFFUSED	.138/3.5	.020	.118±.004	.043

NOTES

1. MILLIMETER DIMENSIONS SHOWN FOR REFERENCE ONLY.
2. DIALIGHT PART NUMBER: 551-XX01.

✱ TEST CONDITIONS I_F = 20 mA

✱✱ ATTENTION: OBSERVE PRECAUTIONS FOR HANDLING ELECTROSTATIC SENSITIVE DEVICES.

THIS DRAWING AND THE CONTENTS HEREIN ARE CONFIDENTIAL AND THE SOLE PROPERTY OF DIALIGHT. REPRODUCTION OF THIS DRAWING OR CONSTRUCTION OF ANY PARTS WITHIN THIS DRAWING ARE FORBIDDEN WITHOUT THE WRITTEN CONSENT OF DIALIGHT.

SCALE 5:1
ALL DIM'S IN: INCHES
TOLERANCES:
UNLESS OTHERWISE SPECIFIED
FRACTIONS: ±1/64
DECIMALS (.XX): ±.020
DECIMALS (.XXX): ±.015
ANGLES: ±3°
FINISH:
FSCM 83330

DRAWING NUMBER C-15837
REV G
TITLE 3 mm DIN CBI
MATERIAL

Dialight
1913 ATLANTIC AVE.
MANASQUAN, N.J. 08736

SHEET OF
FAMILY TABLE: