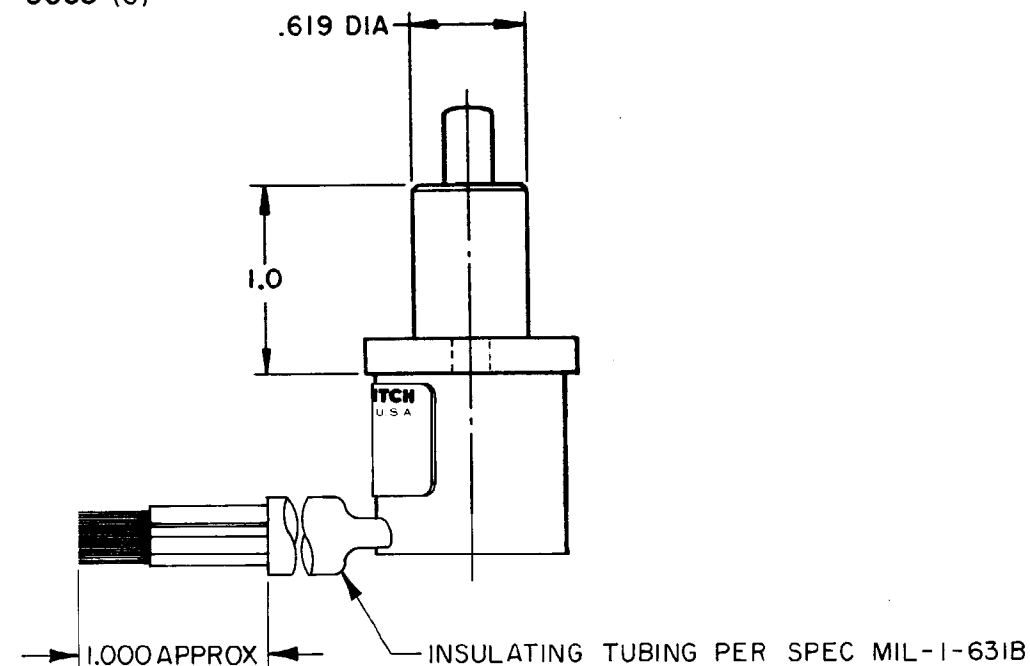
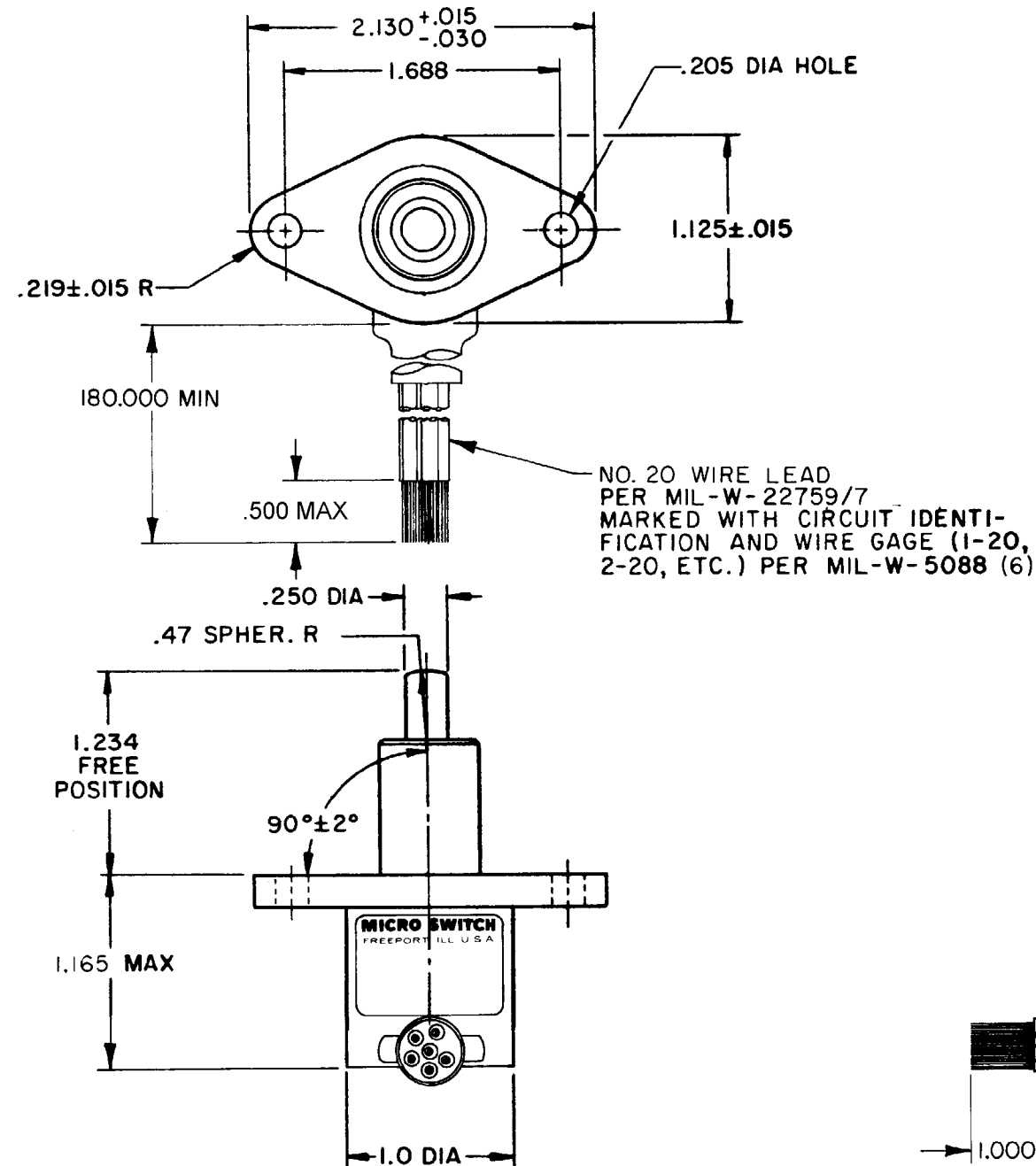
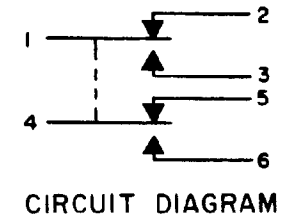


WARNING- THIS PRODUCT IS SUBJECT TO THE U.S. INTERNATIONAL TRAFFIC IN ARMS REGULATIONS (ITAR), AND THE EXPORT CONTROL LAWS OF THE UNITED STATES. TRANSFER OF TECHNICAL DATA PERTAINING TO THIS PRODUCT BY ANY MEANS TO A FOREIGN PERSON PER ITAR DEFINITIONS. WHETHER IN THE UNITED STATES OR ABROAD, WITHOUT A PRIOR EXPORT LICENSE OR OTHER APPROVAL FROM THE U.S. DEPARTMENT OF STATE, IS PROHIBITED.



NOTES

- 1 - CORROSION RESISTANT STEEL ENCLOSURE
- 2 - SWITCH SEALED PER MIL-PRF-8805 SYMBOL 4
- 3 - CIRCUIT DIAGRAM AND CATALOG LISTING ARE SHOWN ON NAMEPLATE
- 4 - COINCIDENCE OF OPERATING AND RELEASING POINTS: .010 OF PLUNGER TRAVEL

THIS DRAWING COVERS A PROPRIETARY ITEM AND IS THE PROPERTY OF MICRO SWITCH, A DIVISION OF MINNEAPOLIS-HONEYWELL REGULATOR CO. THIS DRAWING IS NOT TO BE COPIED OR USED WITHOUT THE APPROVAL OF MICRO SWITCH.

CHARACTERISTICS		ELECTRICAL DATA			SCALE	FULL
OPERATING FORCE ----- 6-12 LB		CONTACT ARRANGEMENT			DO NOT SCALE PRINT	
FULL OVERTRAVEL FORCE ----- 30 LB MAX		S P D T (2)				
RELEASE FORCE ----- 4 LB MIN		LOAD	28 VDC		UNLESS OTHERWISE NOTED DIMENSIONS ARE IN INCHES TOLERANCES ARE: ONE PLACE (.0) ±.030 TWO PLACE (.00) ±.015 THREE PLACE (.000) ±.005 ANGLES ±	
PRETRAVEL ----- .040 MAX			SEA LEVEL	50,000 FT.		
DIFFERENTIAL TRAVEL ----- .020 MAX			RES	4 4		
OVERTRAVEL ----- .250 MIN			IND	2 2		
			MOTOR	4		
		LAMP			WEIGHT 20 OZ MAX	

1EN38-15

M

DRAWING NUMBER

18

ISSUE

REVISIONS

A	44351	PART 5
B	16 JAN 79	C E B
C	16 JAN 79	C O
D	24 NOV 82	S L B
E	13 MAY 85	JAS
F	18 AUG 03	JLH
G	27 AUG 04	TCC-AP

FO-80378-003

REPLACES

SR-6671

CHECK

CHECK

CHECK

CHECK

C E B

Mouser Electronics

Authorized Distributor

Click to View Pricing, Inventory, Delivery & Lifecycle Information:

[Honeywell:](#)

[1EN38-15](#)