


# 3M™ Card-Edge

.100" With Drilled Mounting Flanges

3000 Series



- Standard drilled mounting flanges
- Reinforced card-edge resists mouth bowing for consistent contact performance
- Metal cover clips provide superior cover retention
- Bifurcated contacts provide reliable contact with PC boards
- Keying plug 3439-2 provides polarization and/or keying
- RoHS\* compliant

Date Modified: February 20, 2007

TS-0012-12  
Sheet 1 of 3

---

## Physical

### Insulation

Material: Glass Filled Polyester (PBT)

Flammability: UL 94V-0

Color: Gray

### Contact

Material: Copper Alloy

### Cover Clip

Material: Stainless Steel

### Plating

Underplating and U-Slot: 100  $\mu$ " [ 2.54  $\mu$ m ] Nickel

Wiping Area: 30  $\mu$ " [ 0.76  $\mu$ m ] Gold

Wire Accommodation: 26 and 28 AWG Solid and Stranded

Marking: 3M Logo, Part Identification Number and Position Identification

---

## Electrical

Current Rating: 1 A

Insulation Resistance:  $> 1 \times 10^9 \Omega$  at 500 V<sub>DC</sub>

Withstanding Voltage: 1000 V<sub>RMS</sub> at Sea Level

---

## Environmental

Temperature Rating: -55°C to +105°C

\*\*RoHS compliant" means that the product or part does not contain any of the following substances in excess of the following maximum concentration values in any homogeneous material, unless the substance is in an application that is exempt under RoHS: (a) 0.1% (by weight) for lead, mercury, hexavalent chromium, polybrominated biphenyls or polybrominated diphenyl ethers; or (b) 0.01% (by weight) for cadmium. Unless otherwise stated by 3M in writing, this information represents 3M's knowledge and belief based upon information provided by third party suppliers to 3M.

UL File No.: E68080



Interconnect Solutions

<http://www.3M.com/interconnects/>

3M is a trademark of 3M Company.  
For technical, sales or ordering information call

800-225-5373

# 3M™ Card-Edge

.100" With Drilled Mounting Flanges

3000 Series

Contact Quantity	3M Part Number	Dimensions				
		A	B	C	D	E
10	3358	0.96 [ 24.4 ]	0.85 [ 21.6 ]	0.612 [ 15.54 ]	1.40 [ 35.6 ]	1.90 [ 48.3 ]
16	3368	1.26 [ 32.0 ]	1.15 [ 29.2 ]	0.912 [ 23.16 ]	1.70 [ 43.2 ]	2.20 [ 55.9 ]
20	3461	1.46 [ 37.1 ]	1.35 [ 34.3 ]	1.112 [ 28.24 ]	1.90 [ 48.3 ]	2.40 [ 61.0 ]
26	3462	1.76 [ 44.7 ]	1.65 [ 41.9 ]	1.412 [ 35.86 ]	2.20 [ 55.9 ]	2.70 [ 68.6 ]
34	3463	2.16 [ 54.9 ]	2.05 [ 52.1 ]	1.812 [ 46.02 ]	2.60 [ 66.0 ]	3.10 [ 78.7 ]
40	3464	2.46 [ 62.5 ]	2.35 [ 59.7 ]	2.112 [ 53.64 ]	2.90 [ 73.7 ]	3.40 [ 86.4 ]
50	3415	2.96 [ 75.2 ]	2.85 [ 72.4 ]	2.612 [ 66.34 ]	3.40 [ 86.4 ]	3.90 [ 99.1 ]
60	3666	3.46 [ 87.9 ]	3.35 [ 85.1 ]	3.112 [ 79.04 ]	3.90 [ 99.1 ]	4.40 [ 111.8 ]
64	3403	3.66 [ 93.0 ]	3.55 [ 90.2 ]	3.312 [ 84.12 ]	4.10 [ 104.1 ]	4.60 [ 116.8 ]

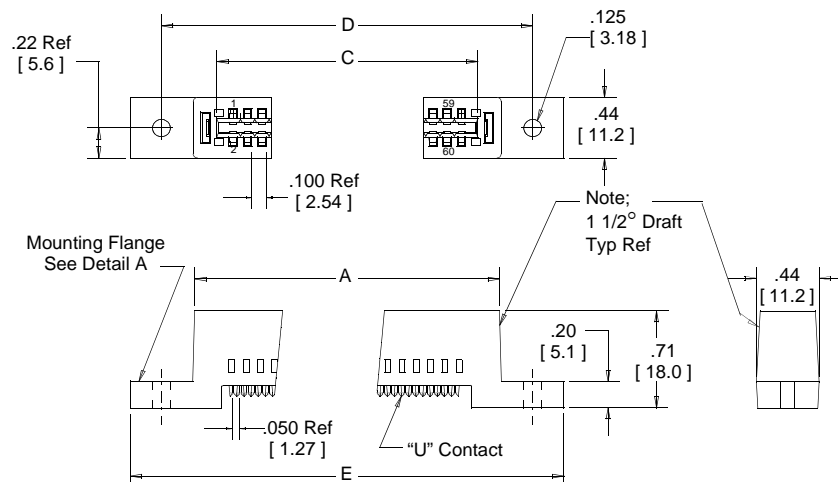


Inch  
[mm]

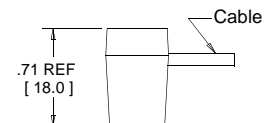
Tolerance Unless Noted			
	.0	.00	.000
inch	±.1	±.01	±.005

[ ] Dimensions for Reference Only

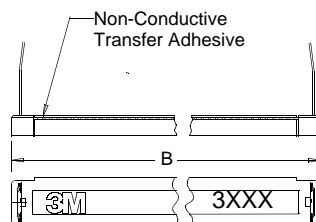
## Connector Body



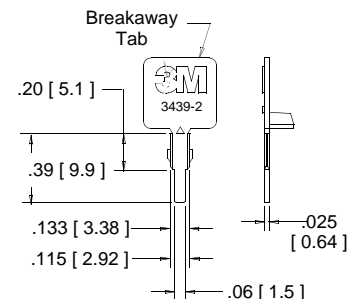
## Assembled Height



## Connector Cover



Optional **Keying Plug**  
3M Part Number **3439-2**  
(Order Separately)  
Material-Glass Filled Polyester



Note: 1. Optional Keying Plug to be ordered separately.

## Ordering Information

**XXXX-0000**

3M Part Number:  
See Table

Application tools: 3M™ 3640 press (or equivalent), 3M™ 3443-63 locator plate, 3M™ 3442-30 platen.

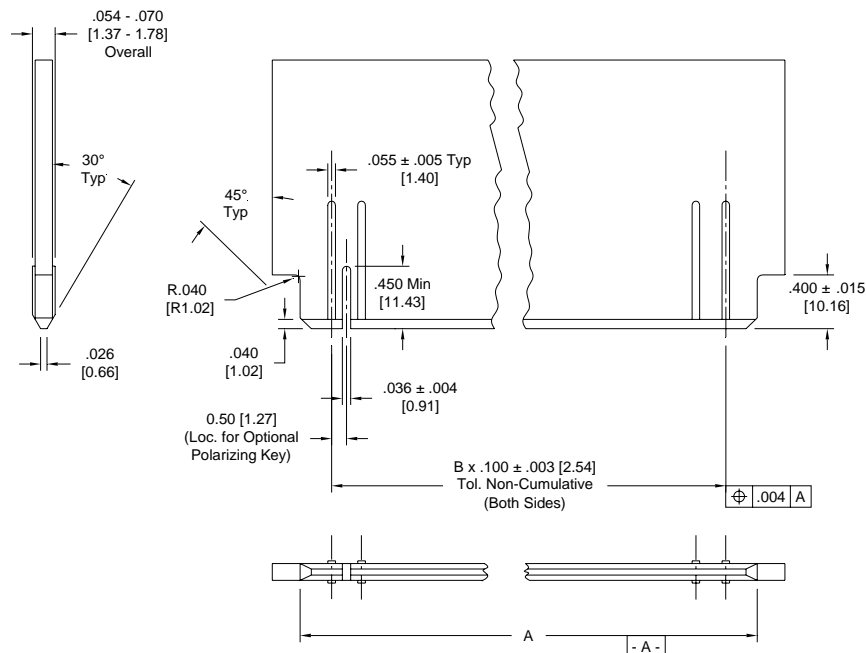
TS-0012-12  
Sheet 2 of 3

# 3M™ Card-Edge

.100" With Drilled Mounting Flanges

3000 Series

Contact Quantity	3M Part Number	Dimension A ± .005	B (multiple ref.)
10	3358	0.595 [15.11]	4
16	3368	0.895 [22.73]	7
20	3461	1.095 [27.81]	9
26	3462	1.395 [35.43]	12
34	3463	1.795 [45.59]	16
40	3464	2.095 [53.21]	19
50	3415	2.595 [65.91]	24
60	3666	3.095 [78.61]	29
64	3403	3.295 [83.69]	31



## Recommended PCB Layout

TS-0012-12  
Sheet 3 of 3

## Important Notice

All statements, technical information, and recommendations related to 3M's products are based on information believed to be reliable, but the accuracy or completeness is not guaranteed. Before using this product, you must evaluate it and determine if it is suitable for your intended application. You assume all risks and liability associated with such use. Any statements related to the product which are not contained in 3M's current publications, or any contrary statements contained on your purchase order shall have no force or effect unless expressly agreed upon, in writing, by an authorized officer of 3M.



### 3M Electronics

6801 River Place Blvd.  
Austin, TX 78726-9000  
800/225-5373  
[www.3M.com/electronics](http://www.3M.com/electronics)

## Warranty; Limited Remedy; Limited Liability.

This product will be free from defects in material and manufacture for a period of one (1) year from the time of purchase. **3M MAKES NO OTHER WARRANTIES INCLUDING, BUT NOT LIMITED TO, ANY IMPLIED WARRANTY OF MERCHANTABILITY OR FITNESS FOR A PARTICULAR PURPOSE.** If this product is defective within the warranty period stated above, your exclusive remedy shall be, at 3M's option, to replace or repair the 3M product or refund the purchase price of the 3M product. **Except where prohibited by law, 3M will not be liable for any indirect, special, incidental or consequential loss or damage arising from this 3M product, regardless of the legal theory asserted.**



Minimum 10%  
Post-Consumer Fiber

Printed in USA.

© 3M 2007