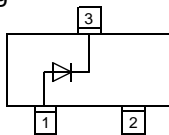




Features

- Low Current Leakage
- Halogen free available upon request by adding suffix "-HF"
- Lead Free Finish/Rohs Compliant ("P" Suffix designates RoHS Compliant. See ordering information)
- Epoxy meets UL 94 V-0 flammability rating
- Moisture Sensitivity Level 1

Pin Configuration
Top View



Marking : KA2, A2

Maximum Ratings

- Operating Temperature: -55°C to +150°C
- Storage Temperature: -55°C to +150°C
- Maximum Thermal Resistance; 357K/W Junction To Ambient

Electrical Characteristics @ 25°C Unless Otherwise Specified

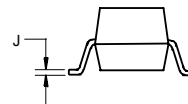
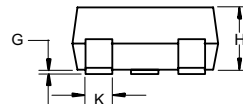
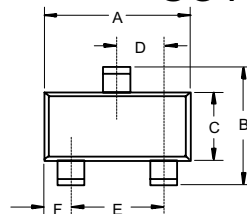
| | | | |
|---|-----------|-------|---|
| Reverse Voltage | V_R | 75V | |
| Peak Reverse Voltage | V_{RM} | 100V | |
| Average Rectified Current | I_O | 150mA | Resistive Load $f > 50\text{Hz}$ |
| Power Dissipation | P_{TOT} | 350mW | |
| Junction Temperature | T_J | 150°C | |
| Peak Forward Surge Current | I_{FSM} | 1A | $t=1\text{s, Non-Repetitive}$ |
| Maximum Instantaneous Forward Voltage | V_F | .855V | $I_{FM} = 10\text{mA};$ $T_J = 25^\circ\text{C}^*$ |
| Maximum DC Reverse Current At Rated DC Blocking Voltage | I_R | 25nA | $T_J = 25^\circ\text{C}$ $V_R = 20\text{V}$ |
| Typical Junction Capacitance | C_J | 2pF | Measured at 1.0MHz, $V_R=0\text{V}$ |
| Reverse Recovery Time | T_{rr} | 4nS | $I_F=10\text{mA}$ $V_R = 6\text{V}$ $R_L=100\Omega$ |

*Pulse test: Pulse width 300 μsec , Duty cycle 2%

MMBD4148

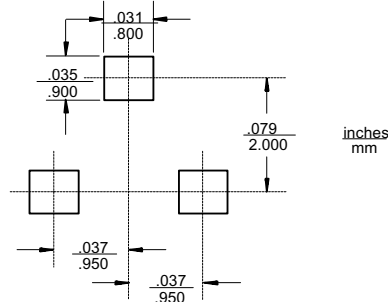
350mW 100 Volt Silicon Epitaxial Diode

SOT-23



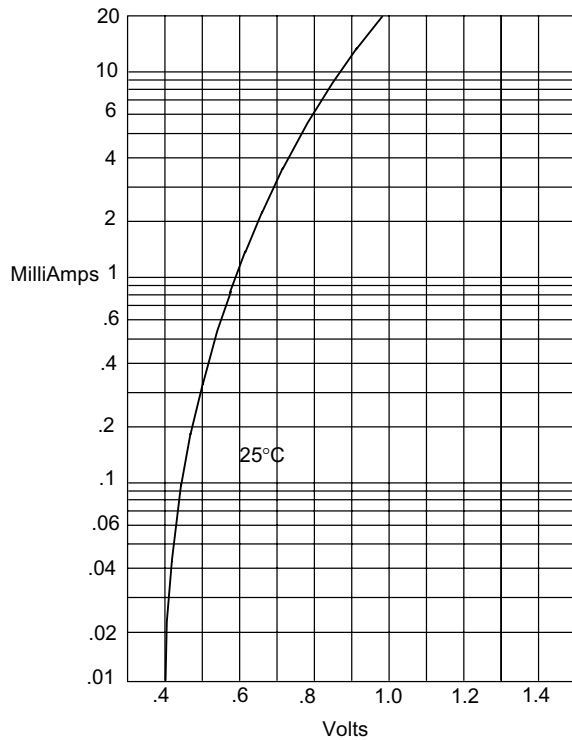
| DIMENSIONS | | | | | |
|------------|--------|-------|------|------|------|
| DIM | INCHES | | MM | | NOTE |
| | MIN | MAX | MIN | MAX | |
| A | .110 | .120 | 2.80 | 3.04 | |
| B | .083 | .104 | 2.10 | 2.64 | |
| C | .047 | .055 | 1.20 | 1.40 | |
| D | .035 | .041 | .89 | 1.03 | |
| E | .070 | .081 | 1.78 | 2.05 | |
| F | .018 | .024 | .45 | .60 | |
| G | .0005 | .0039 | .013 | .100 | |
| H | .035 | .044 | .89 | 1.12 | |
| J | .003 | .007 | .085 | .180 | |
| K | .015 | .020 | .37 | .51 | |

Suggested Solder Pad Layout



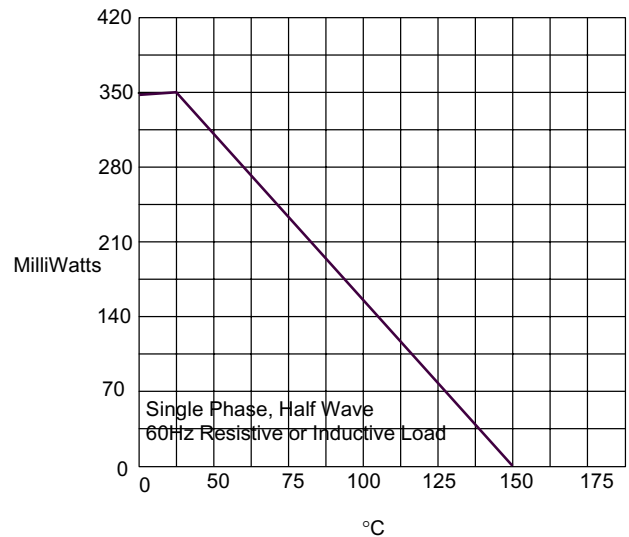
MMBD4148

Figure 1
Typical Forward Characteristics



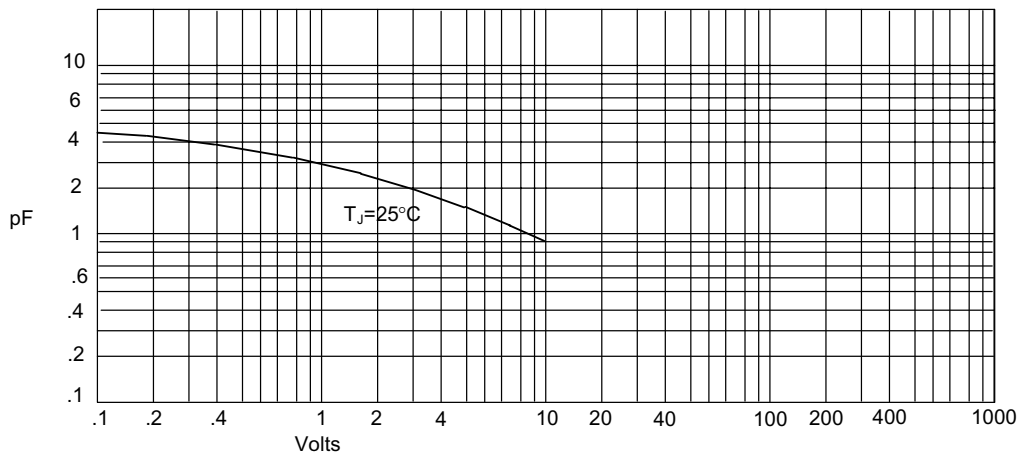
Instantaneous Forward Current - Amperes *versus*
Instantaneous Forward Voltage - Volts

Figure 2
Forward Derating Curve



Admissible Power Dissipation - MilliWatts *versus*
Ambient Temperature - °C

Figure 3
Junction Capacitance



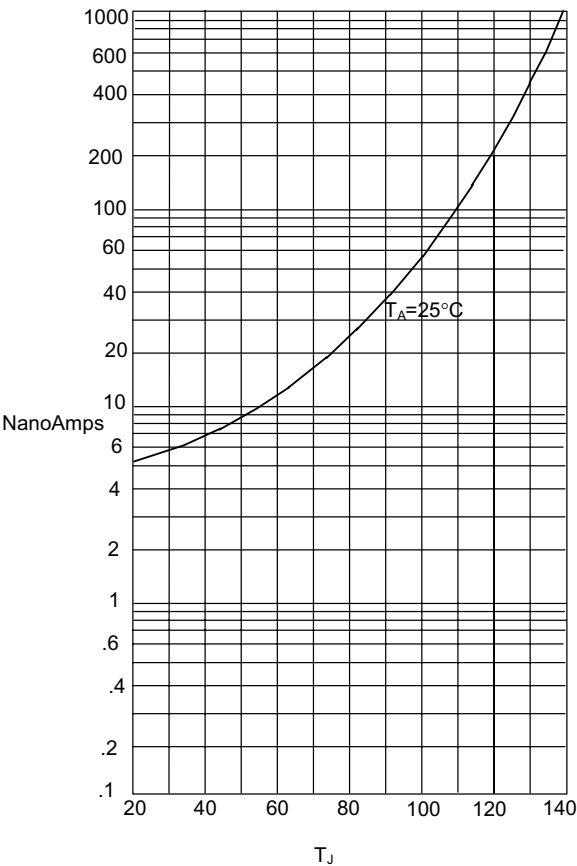
Junction Capacitance - pF *versus*
Reverse Voltage - Volts

MMBD4148



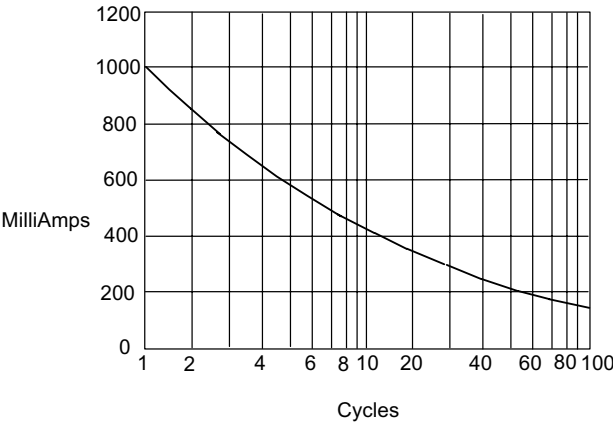
TM

Figure 4
Typical Reverse Characteristics



Instantaneous Reverse Leakage Current - NanoAmperes *versus*
Junction Temperature - °C

Figure 5
Peak Forward Surge Current



Peak Forward Surge Current - Amperes *versus*
Number Of Cycles At 60Hz - Cycles



Micro Commercial Components

Ordering Information :

| Device | Packing |
|----------------|-----------------------|
| Part Number-TP | Tape&Reel: 3Kpcs/Reel |

Note : Adding "-HF" suffix for halogen free, eg. Part Number-TP-HF

IMPORTANT NOTICE

Micro Commercial Components Corp. reserves the right to make changes without further notice to any product herein to make corrections, modifications , enhancements , improvements , or other changes . **Micro Commercial Components Corp .** does not assume any liability arising out of the application or use of any product described herein; neither does it convey any license under its patent rights ,nor the rights of others . The user of products in such applications shall assume all risks of such use and will agree to hold **Micro Commercial Components Corp .** and all the companies whose products are represented on our website, harmless against all damages.

LIFE SUPPORT

MCC's products are not authorized for use as critical components in life support devices or systems without the express written approval of Micro Commercial Components Corporation.

CUSTOMER AWARENESS

Counterfeiting of semiconductor parts is a growing problem in the industry. Micro Commercial Components (MCC) is taking strong measures to protect ourselves and our customers from the proliferation of counterfeit parts. MCC strongly encourages customers to purchase MCC parts either directly from MCC or from Authorized MCC Distributors who are listed by country on our web page cited below. Products customers buy either from MCC directly or from Authorized MCC Distributors are genuine parts, have full traceability, meet MCC's quality standards for handling and storage. **MCC will not provide any warranty coverage or other assistance for parts bought from Unauthorized Sources.** MCC is committed to combat this global problem and encourage our customers to do their part in stopping this practice by buying direct or from authorized distributors.

www.mccsemi.com