



Micro Commercial Components
 21201 Itasca Street Chatsworth
 CA 91311
 Phone: (818) 701-4933
 Fax: (818) 701-4939

1N5817 THRU 1N5819

Features

- Schottky Barrier Rectifier
- Guard Ring Protection
- Low Forward Voltage
- Low Power Loss For High Efficiency
- High Current Capability

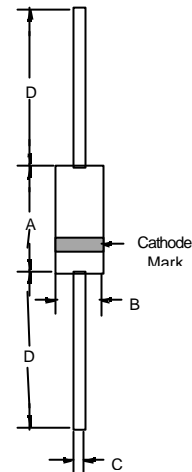
1 Amp Schottky Barrier Rectifier 20 to 40 Volts

Maximum Ratings

- Operating Temperature: -55°C to +125°C
- Storage Temperature: -55°C to +150°C
- Maximum Thermal Resistance; 80°C/W Junction To Ambient

MCC Part Number	Maximum Recurrent Peak Reverse Voltage	Maximum RMS Voltage	Maximum DC Blocking Voltage
1N5817	20V	14V	20V
1N5818	30V	21V	30V
1N5819	40V	28V	40V

DO-41



Electrical Characteristics @ 25°C Unless Otherwise Specified

Average Forward Current	$I_{F(AV)}$	1.0A	$T_A = 90^\circ\text{C}$
Peak Forward Surge Current	I_{FSM}	25A	8.3ms, half sine
Maximum Instantaneous Forward Voltage	V_F	.45V	$I_{FM} = 1.0A;$ $T_J = 25^\circ\text{C}^*$
1N5817		.55V	
1N5818		.60V	
Maximum DC Reverse Current At Rated DC Blocking Voltage	I_R	0.5mA	$T_J = 25^\circ\text{C}$ $T_J = 100^\circ\text{C}$
		10mA	
Typical Junction Capacitance	C_j	110pF	Measured at 1.0MHz, $V_R=4.0V$

DIM	DIMENSIONS				NOTE
	INCHES		MM		
	MIN	MAX	MIN	MAX	
A	.166	.205	4.10	5.20	
B	.080	.107	2.00	2.70	
C	.028	.034	.70	.90	
D	1.000	---	25.40	---	

*Pulse test: Pulse width 300 μsec , Duty cycle 2%

1N5817 thru 1N5819

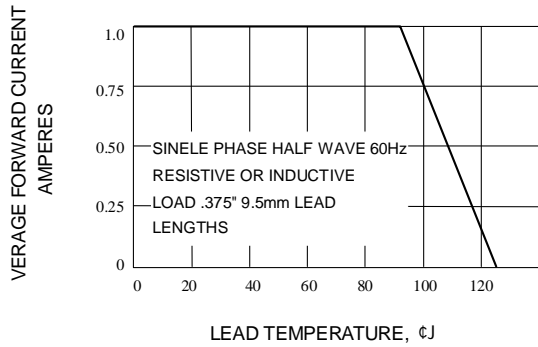


Fig. 1-FORWARD CURRENT DERATING CURVEE

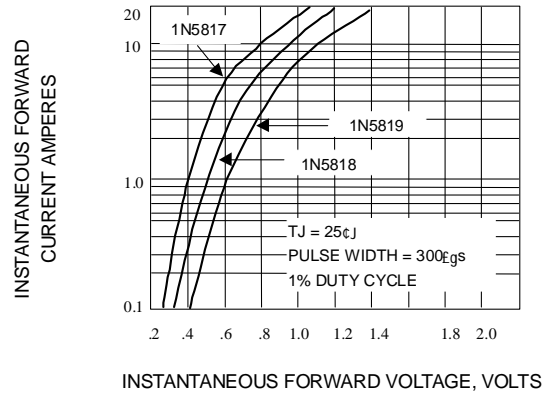


Fig. 2-TYPICAL INSTANTANEOUS FORWARD CHARACTERISTICS

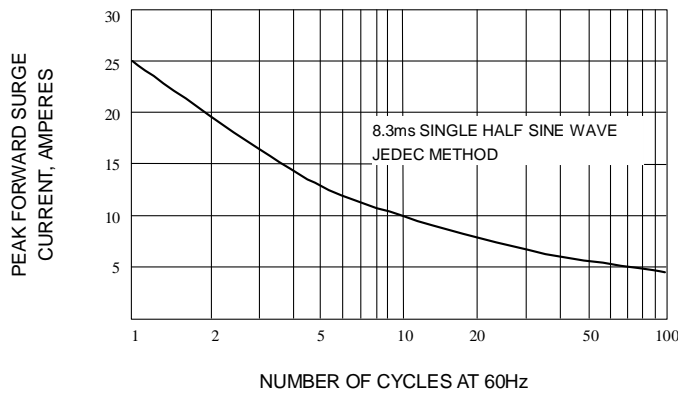


Fig. 3-MAXIMUM NON-REPETITIVE SURGE CURRENT

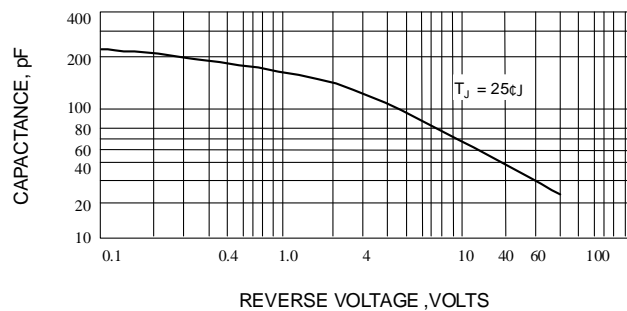


Fig. 4-TYPICAL JUNCTION CAPACITANCE