


DIP Sockets

Molded DIP Sockets Closed Frame and Open Frame



Features:

- Multiple finger contact on all sockets assures maximum reliability.
- Tapered entry for ease of insertion.
- Closed bottom sleeve for 100% anti-wicking of solder.
- To fit .100/(2.54mm) pitch.
- Easily customized to fit your application.

Specifications:

Terminals:

Brass - Copper Alloy
(C36000) ASTM-B-16

Contacts:

Beryllium Copper - Copper Alloy
(C17200) ASTM-B-194

Solder Preform:

Standard: 63Sn/37Pb
Lead-free: 95.5Sn/4.0Ag/0.5Cu

Plating:

G - Gold over Nickel
M - Matte Tin over Nickel
T - Tin/Lead over Nickel

Gold per ASTM-B-488
Matte Tin per ASTM545-97
Tin/Lead per MIL-P-81728
Nickel per QQ-N-290

Table of Models

	Description: Closed Frame Socket (RDS) Mat'l: High Temp. Liquid Crystal Polymer (LCP) Index: -40°C to 260°C (-40°F to 500°F)	
	Description: Open Frame Socket (RLS) Mat'l: High Temp. Liquid Crystal Polymer (LCP) Index: -40°C to 260°C (-40°F to 500°F)	 *.100/(2.54) for 48 and 60 pos.
	Description: Peel-A-Way® Socket (KS) Material: Polyimide Film Index: -269°C to 400°C (-452°F to 752°F) For more information, refer to the Peel-A-Way® DIP Sockets pages (30-31).	

RDS replaces DS and HDS.
RLS replaces LS and HLS.

Options



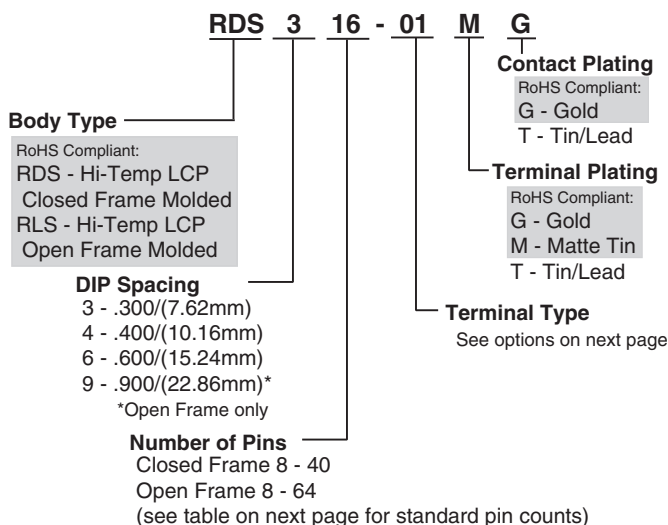
Tape Seal - add 3M to end of part number

- Removable tape seal protects plated contact in harsh environments
- Sealed socket will not allow dirt and other contaminants to enter socket chamber and become entrapped behind contact fingers
- Spray flux without contaminating contact area

Material

Silicone Backed Polyimide Film, -74°C to 260°C (-100°F to 500°F)
Intermittent to 371°C (700°F)

How To Order



Note: Terminals plated with Matte Tin are available only with Gold plated contacts.
Quick-Turn delivery is not available on products with Matte Tin plating.

Products shown covered by patents issued and/or pending. Specifications subject to change without notice.

inch/(mm)



5 Energy Way, West Warwick, RI 02893 USA
Tel: 800.424.9850 | 401.823.5200
Fax: 401.823.8723
info@advanced.com | www.advanced.com
Catalog 16 rev. Sept. 07

Molded DIP Sockets Closed Frame and Open Frame



Standard Quick-Turn Terminals

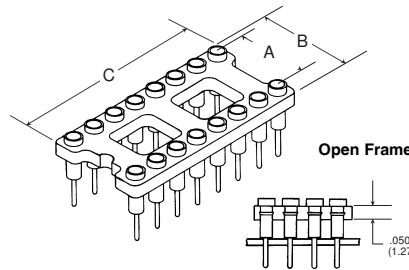
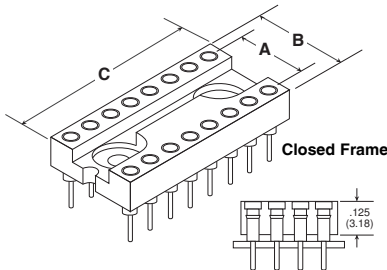
Additional standard and custom terminals available.
See Terminals section or consult factory.

Type -01 Low Profile Solder Tail 	Type -29 Low Profile Solder Tail (Not Quick-Turn) 	Type -30 Low Profile Solder Tail (Not Quick-Turn) 	Type -51 Low Profile Solder Tail
Type -04 Super Low Profile Not for use with Closed Frame 	Type -49 Ultra Low Profile Not for use with Closed Frame 	Type -237 Surface Mount (Not Quick-Turn) 	

Solder Preform Terminals

Tin/Lead: Type -150 Lead-free: Type -811 	Tin/Lead: Type -151 Lead-free: Type -812
---	---

Dimensional Information



# of Pins	A	B	C
8	.300 (7.62)	.400 (10.16)	.400 (10.16)
14	.300 (7.62)	.400 (10.16)	.700 (17.78)
16	.300 (7.62)	.400 (10.16)	.800 (20.32)
18	.300 (7.62)	.400 (10.16)	.900 (22.86)
20	.300 (7.62)	.400 (10.16)	1.000 (25.40)
22	.300 (7.62)	.400 (10.16)	1.100 (27.94)
24	.300 (7.62)	.400 (10.16)	1.200 (30.48)
28	.300 (7.62)	.400 (10.16)	1.400 (35.56)

# of Pins	A	B	C
22	.400 (10.16)	.500 (12.70)	1.100 (27.54)
24	.400 (10.16)	.500 (12.70)	1.200 (30.48)
24	.600 (15.24)	.700 (17.78)	1.200 (30.48)
28	.600 (15.24)	.700 (17.78)	1.400 (35.56)
32	.600 (15.24)	.700 (17.78)	1.600 (40.64)
40	.600 (15.24)	.700 (17.78)	2.000 (50.80)
48*	.600 (15.24)	.700 (17.78)	2.400 (60.96)
64*	.900 (22.86)	1.000 (25.40)	3.200 (81.28)


The dimensions in blue are for Open Frame only.

*Socket body thickness is .100/(2.54) for 48 and 64 positions.

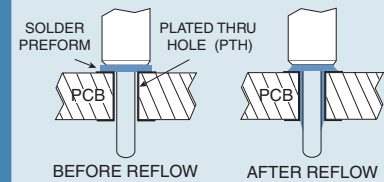
inch/(mm)

Products shown covered by patents issued and/or pending. Specifications subject to change without notice.

DIP Sockets



Intrusive Reflow Application:



- Combines the labor of socket loading and solder application into one operation.
- Eliminates the use of solder paste and screening operation.
- Eliminates solder bridges and/or solder shorts due to excess solder.
- Ensures a reliable solder joint with controlled solder volume.
- Ideal for surface mount and mixed technology applications.
- For custom solder preform terminal applications consult factory.

Available Online:

- RoHS Qualification Test Report
- CAD Drawings



5 Energy Way, West Warwick, RI 02893 USA
Tel: 800.424.9850 | 401.823.5200
Fax: 401.823.8723
info@advanced.com | www.advanced.com
Catalog 16 rev. Sept. 07