

SMBSAC5.0 THRU SMBSAC50

Features

- For surface mount applications in order to optimize board space
- Lead Free Finish/Rohs Compliant (Note1) ("P" Suffix designates Compliant. See ordering information)
- Excellent clamping capability
- Fast response time: typical less than 1.0ps from 0 volts to V_{BR} minimum
- Halogen free available upon request by adding suffix "-HF"
- Ideal for data line applications
- UL Recognized File# E480232

Mechanical Data

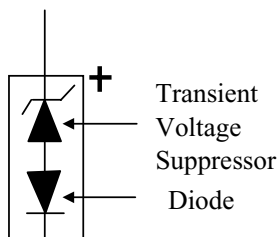
- Epoxy meets UL 94 V-0 flammability rating
- Moisture Sensitivity Level 1
- Terminals: solderable per MIL-STD-750, Method 2026
- The band denotes TVS cathode
- Maximum soldering temperature: 260°C for 10 seconds

Maximum Ratings @ 25°C Unless Otherwise Specified

Peak Pulse Current on 10/1000us waveform	I_{PP}	See Table 1	Note: 2
Peak Pulse Power Dissipation	P_{PP}	500W	Note: 2, 3
Steady State Power Dissipation $T_L = 75^\circ\text{C}$ With at lead lengths 0.375" (9.5mm)	P_D	3	Watt
Operation and Storage Temperature Range	T_J, T_{STG}	-55°C to +175°C	

NOTES:

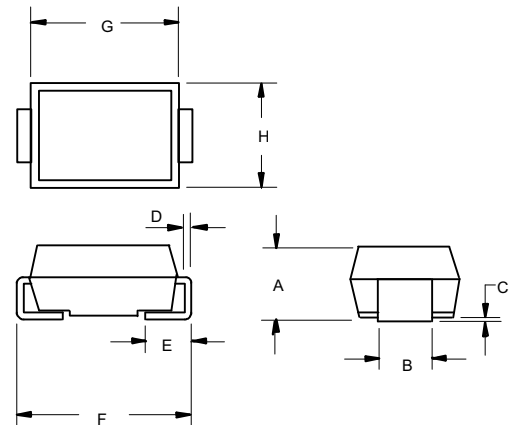
1. High Temperature Solder Exemptions Applied, see EU Directive Annex 7.
2. Non-repetitive current pulse, per Fig.3 and derated above $T_A = 25^\circ\text{C}$ per Fig.2.
3. Mounted on 5.0mm² copper pads to each terminal.



Schematic Diagram

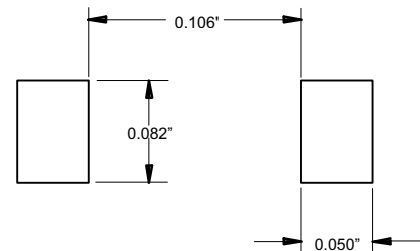
Low Capacitance Transient Voltage Suppressors 5 to 50 Volts 500Watt

DO-214AA (SMB) (LEAD FRAME)



DIMENSIONS					
DIM	INCHES		MM		NOTE
	MIN	MAX	MIN	MAX	
A	.083	.096	2.13	2.44	
B	.075	.086	1.91	2.20	
C	.002	.008	0.051	0.203	
D	.006	.012	0.152	0.305	
E	.030	.060	0.76	1.52	
F	.200	.220	5.08	5.59	
G	.160	.185	4.06	4.70	
H	.130	.155	3.30	3.94	

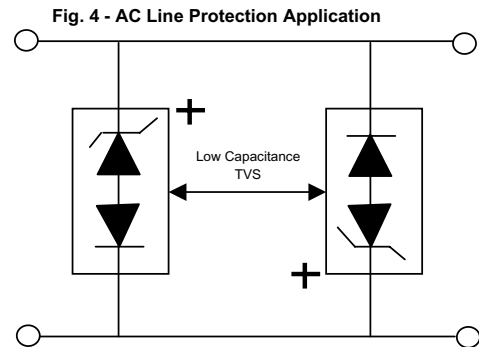
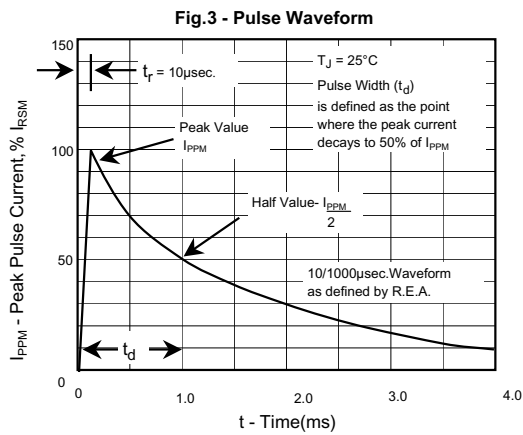
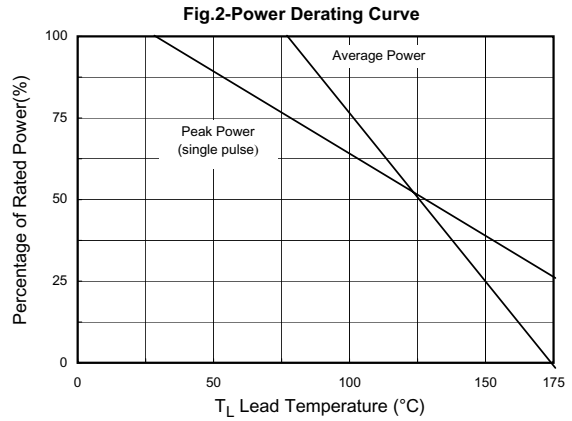
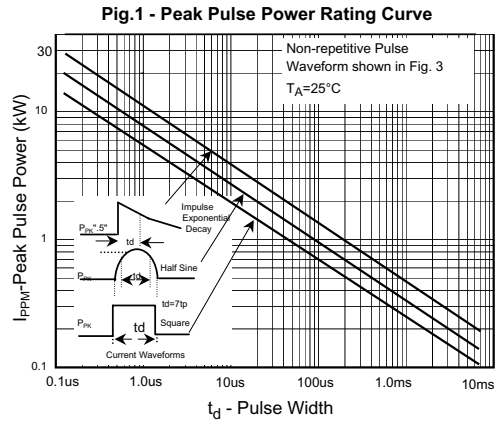
SUGGESTED SOLDER PAD LAYOUT



SMBSAC 5.0THRU SMBSAC50

MCC PART NUMBERS	Marking Code	STAND- OFF VOLTAGE V_{WM} (VOLTS)	MINIMUM BREAKDOWN VOLTAGE AT $I_T=1.0mA$ $V(BR)$ (VOLTS)	MAXIMUM REVERSE LEAKAGE AT V_{WM} $I_R(\mu A)$	MAXIMUM CLAMPING VOLTAGE AT $I_{pp}=5.0A$ V_C (V)	MAXIMUM PEAK PULSE CURRENT PER FIG.3 I_{pp} (AMPS)	MAXIMUM JUNCTION CAPACITANCE AT 0 VOLTS (pF)	WORKING INVERSE BLOCKING VOLTAGE V_{WIB} (VOLTS)	INVERSE BLOCKING LEAKAGE CURRENT V_{WIB} $I_{IB}(mA)$	PEAK INVERSE BLOCKING VOLTAGE V_{PIB} (VOLTS)
SMBSAC5.0	SKE	5.0	7.6	300	10.0	44.0	45	75	1.0	100
SMBSAC6.0	SKG	6.0	7.9	300	11.2	41.0	45	75	1.0	100
SMBSAC7.0	SKM	7.0	8.3	300	12.6	38.0	45	75	1.0	100
SMBSAC8.0	SKR	8.0	8.9	100	13.4	36.0	45	75	1.0	100
SMBSAC8.5	SKT	8.5	9.44	50	14.0	34.0	45	75	1.0	100
SMBSAC10	SKX	10.0	11.10	5	16.3	29.0	45	75	1.0	100
SMBSAC12	SLE	12.0	13.30	5	19.0	25.0	45	75	1.0	100
SMBSAC15	SLM	15.0	16.70	5	23.6	20.0	45	75	1.0	100
SMBSAC18	SLT	18.0	20.00	5	28.8	15.0	45	75	1.0	100
SMBSAC22	SLX	22.0	24.40	5	35.4	14.0	45	75	1.0	100
SMBSAC26	SME	26.0	28.90	5	42.3	11.1	45	75	1.0	100
SMBSAC30	SMK	30.0	33.30	5	48.6	10.0	45	75	1.0	100
SMBSAC36	SMP	36.0	40.00	5	60.0	8.6	45	75	1.0	100
SMBSAC45	SMV	45.0	50.00	5	77.0	6.8	45	150	1.0	200
SMBSAC50	SMZ	50.0	55.50	5	88.0	5.8	45	150	1.0	200

Electrical Ratings and Characteristic Curves ($T_A = 25^\circ\text{C}$ unless otherwise specified)



Application Note: Device must be used with two units in parallel, opposite in polarity as shown in circuit for AC signal line protection.

Ordering Information :

Device	Packing
Part Number-TP	Tape&Reel: 3Kpcs/Reel

Note : Adding "-HF" suffix for halogen free, eg. Part Number-TP-HF

IMPORTANT NOTICE

Micro Commercial Components Corp. reserves the right to make changes without further notice to any product herein to make corrections, modifications , enhancements , improvements , or other changes . **Micro Commercial Components Corp .** does not assume any liability arising out of the application or use of any product described herein; neither does it convey any license under its patent rights ,nor the rights of others . The user of products in such applications shall assume all risks of such use and will agree to hold **Micro Commercial Components Corp .** and all the companies whose products are represented on our website, harmless against all damages.

LIFE SUPPORT

MCC's products are not authorized for use as critical components in life support devices or systems without the express written approval of Micro Commercial Components Corporation.

CUSTOMER AWARENESS

Counterfeiting of semiconductor parts is a growing problem in the industry. Micro Commercial Components (MCC) is taking strong measures to protect ourselves and our customers from the proliferation of counterfeit parts. MCC strongly encourages customers to purchase MCC parts either directly from MCC or from Authorized MCC Distributors who are listed by country on our web page cited below. Products customers buy either from MCC directly or from Authorized MCC Distributors are genuine parts, have full traceability, meet MCC's quality standards for handling and storage. **MCC will not provide any warranty coverage or other assistance for parts bought from Unauthorized Sources.** MCC is committed to combat this global problem and encourage our customers to do their part in stopping this practice by buying direct or from authorized distributors.