THIS DRAWING IS UNPUBLISHED.
QUESTO DISEGNO NON DEVE ESSERE DIVULGATO O RIPRODOTTO
© COPYRIGHT 2000 -
RELEASED FOR PUBLICATION 2000
E' CONSENTITA LA DIVULGAZIONE
ALL RIGHTS RESERVED.
TUTTI I DIRITTI SONO RISERVATI

LOC	DIST
A1	-

REVISIONS
REVISIONI

P	LTR REV	DESCRIPTION DESCRIZIONE	DATE DATA	DWN DIS.	APVD APP.
	D1	ECR-15-011013	29JUL2015	M.P.	M.G.
	D2	REVISED PER ECO-17-001706	10FEB2017	C.A.	M.G.
	D3	REVISED PER ECO-17-003063	06MAR2017	M.G.	M.G.
	D4	ADDED -7 VERSION (ECO-17-014569)	05OCT2017	M.G.	M.G.

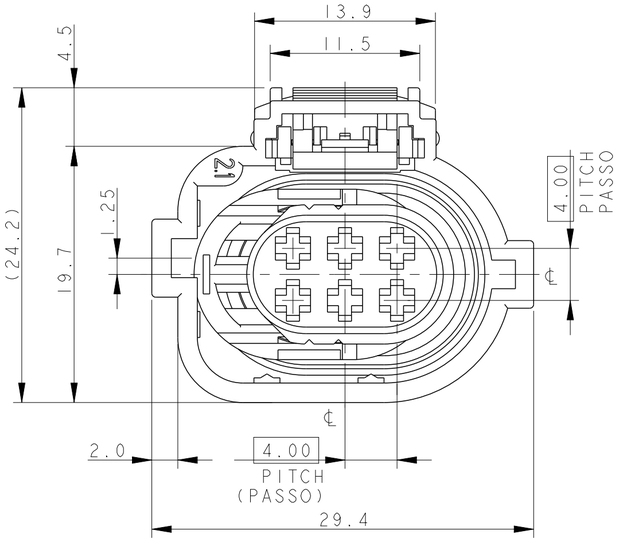

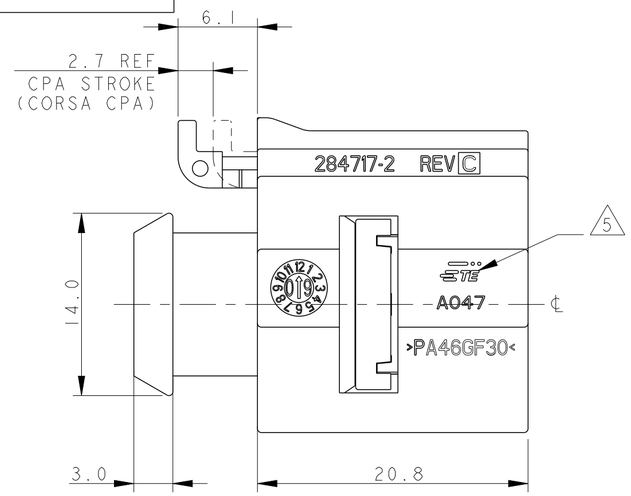

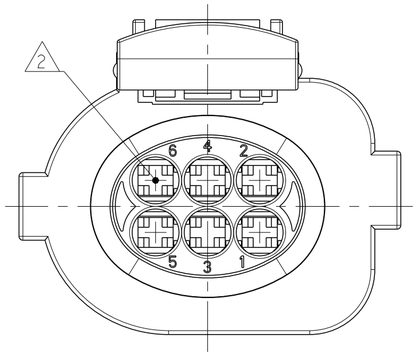

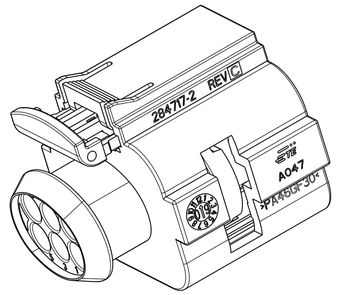

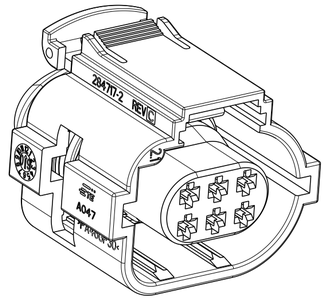

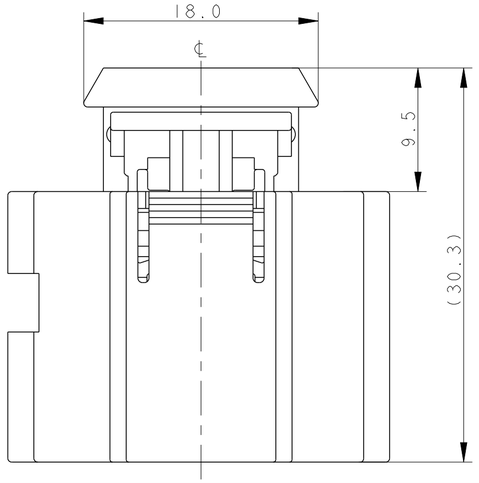

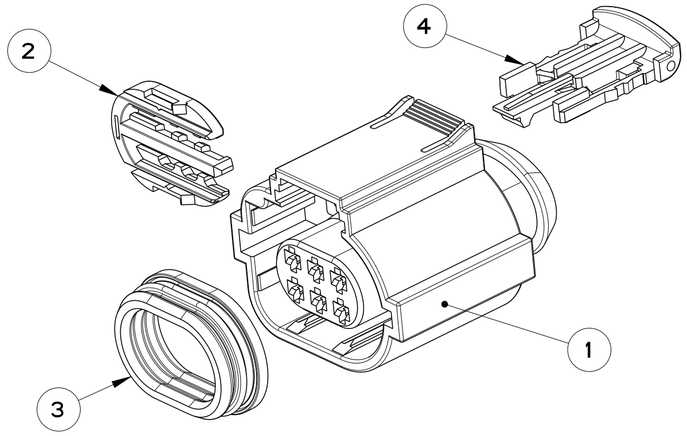

(*) **PRELIMINARY**

1) FEMALE CONNECTOR SUPPLIED WITH SECONDARY LOCK AND C.P.A. PRE-ASSEMBLED
(CONNETTORE PORTAFEMMINE FORNITO CON SECONDARY LOCK E C.P.A. PRE-MONTATI)

2) CAVITIES SUITABLE FOR MICRO TIMER II STD. P/N 962876 WIRE RANGE: 0.50÷1.0 mm² AND TYPE A CONTACTS ACC. TO PRODUCT GROUP DRAWING 1355045 (WIRE RANGE: 0.50÷1.0 mm²) SINGLE WIRE SEAL P/N 964971-1 (0.50 mm²), P/N 963530-1 (0.75 mm²) AND P/N 964972-1 (1.0 mm²). CAVITY PLUG P/N 963531-1.
(CAVITA' ADATTE PER CONTATTI MICRO TIMER II STD. P/N 962876 SEZ. FILO: 0.50÷1.0 mm² E TIPO A IN ACCORDO AL DISEGNO DI GRUPPO 1355045 (SEZ. FILO: 0.50÷1.0 mm²) GOMMINO P/N 964971-1 (0.50 mm²), P/N 963530-1 (0.75 mm²) E P/N 964972-1 (1.0 mm²). TAPPO CAVITA' P/N 963531-1).

3) FOR COUNTERPART INTERFACE DRAWING SEE SHEET 2 OF 2
(PER IL DISEGNO DELLA CONTROPARTE DI INTERFACCIA,VEDI FOGLIO 2 DI 2

4) MATERIAL AND COLOUR: SEE TABLE
(MATERIALE E COLORI: VEDERE TABELLA)

4) TYCO ELECTRONICS TRADEMARK (TE OR, IN ALTERNATIVE, tyco)

P/N 284716-1 REV. D

4) HOUSING COLOUR: GREY;
MATERIAL:PA 4.6 GF

6) PLUGGED CAVITIES (Nr. 2-3-4-6)
(CAVITA' TAPPATE Nr. 2-3-4-6)

P/N 284716-3 REV. D

4) HOUSING COLOUR: BROWN;
MATERIAL:PA 4.6 GF

P/N 284716-5 REV. D

4) HOUSING COLOUR: GREY;
MATERIAL:PA 4.6 GF

P/N 284716-7 REV. D (*)

4) HOUSING COLOUR: BLACK;
MATERIAL:PA 4.6 GF

P/N 284716-4 REV. D

4) HOUSING COLOUR:BLACK;
MATERIAL:PA 4.6 GF

P/N 284716-6 REV. C

4) HOUSING COLOUR:BLACK;
MATERIAL:PA66 G.F.

3) TE CONNECTIVITY COUNTERPART:
P/N 1565597-1

FRONTAL VIEW
(VISTA FRONTALE)

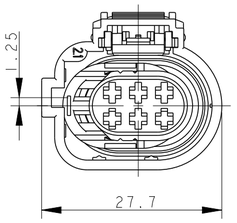

BACK VIEW
(VISTA DA DIETRO)

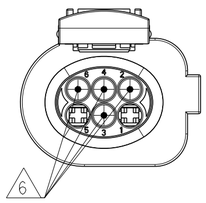

FRONTAL VIEW
(VISTA FRONTALE)

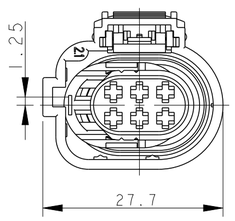

BACK VIEW
(VISTA DA DIETRO)

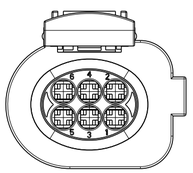

FRONTAL VIEW
(VISTA FRONTALE)

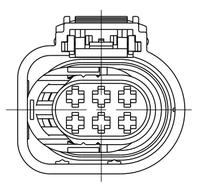

BACK VIEW
(VISTA DA DIETRO)

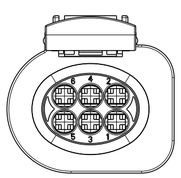

P/N 284716-2 REV. D AS SHOWN

ITEM	DESCRIPTION *(DESCRIZIONE)*	MATERIAL *(MATERIALE)*	COLOUR *(COLORE)*	Q.TY *(Q.TA')*
1	HOUSING *(BLOCCHETTO)*	4	4	1
2	SECONDARY LOCK *(AGGANCIO SECONDARIO)*	PA66 G.F.	RED *(ROSSO)*	1
3	PERIPHERAL SEAL *(GUARNIZIONE)*	LSR *(GOMMA SILICONICA)*	RED *(ROSSO)*	1
4	C.P.A.	PA66 G.F.	YELLOW *(GIALLO)*	1

THIS DRAWING IS A CONTROLLED DOCUMENT.
QUESTO DISEGNO È UN DOCUMENTO DI PROPRIETÀ E RESPONSABILITÀ DELL' AMP INCORPORATED. È' SOGGETTO A VARIAZIONI. PER OTTENERE L'ULTIMA REVISIONE DEL DISEGNO CONTATTARE L'UFFICIO TECNICO RESPONSABILE.

DIMENSIONS:
DIMENSIONI:
mm

TOLERANCES UNLESS OTHERWISE SPECIFIED:
TOLLERANZE, SE NON DIVERSAMENTE SPECIFICATO
0 PLC/DEC: ±0.5
1 PLC/DEC: ±0.3
2 PLC/DEC: ±0.1
3 PLC/DEC: ±-
4 PLC/DEC: ±-
ANGLES/ANGOLI ±1°

MATERIAL
MATERIALE
SEE TABLE

FINISH
FINITURA
SEE TABLE

DWN/DIS. M. SARDI 24NOV2000
CHK/CONT. O. CANUTO 24NOV2000
APVD/APP. -
PRODUCT SPEC
SPEC DI PRODOTTO 108-20230
APPLICATION SPEC
SPEC DI APPLICAZIONE 411-20068
WEIGHT
PESO -

TE Connectivity

NAME
NOME
6 POS. MTII RECEPTACLE CONNECTOR ASSEMBLY (CONNETTORE 6 VIE PER CONTATTI MT-II)

SIZE	CAGE CODE	DRAWING NO / NUMERO	RESTRICTED TO
A2	00779	C-284716	-

CUSTOMER DRAWING
DISEGNO PER CLIENTE
SOLO PER RIFERIMENTO

SCALE / SCALA 3:1 | SHEET / FOGLIO 1 OF / DI 2 | REV D4

1471-9 (3/11)

THIS DRAWING IS UNPUBLISHED.
QUESTO DISEGNO NON DEVE ESSERE DIVULGATO O RIPRODOTTO
RELEASED FOR PUBLICATION 2000
E' CONSENTITA LA DIVULGAZIONE
© COPYRIGHT 2000 - ALL RIGHTS RESERVED.
TUTTI I DIRITTI SONO RISERVATI

LOC	DIST
1	-

REVISIONS
REVISIONI

P	LTR REV	DESCRIPTION DESCRIZIONE	DATE DATA	DWN DIS.	APVD APP.
		SEE SHEET 1			

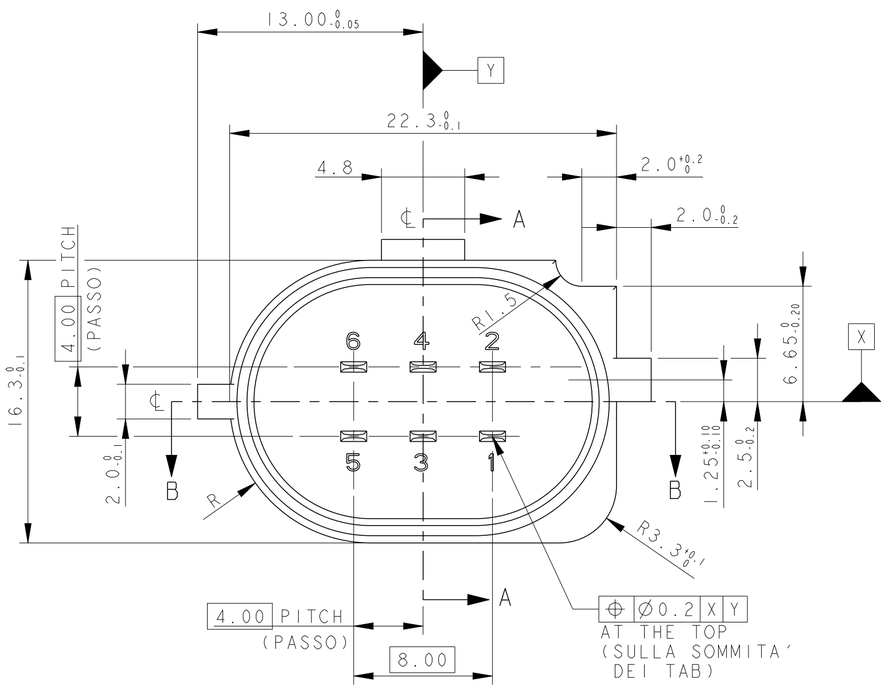

SECTION A-A

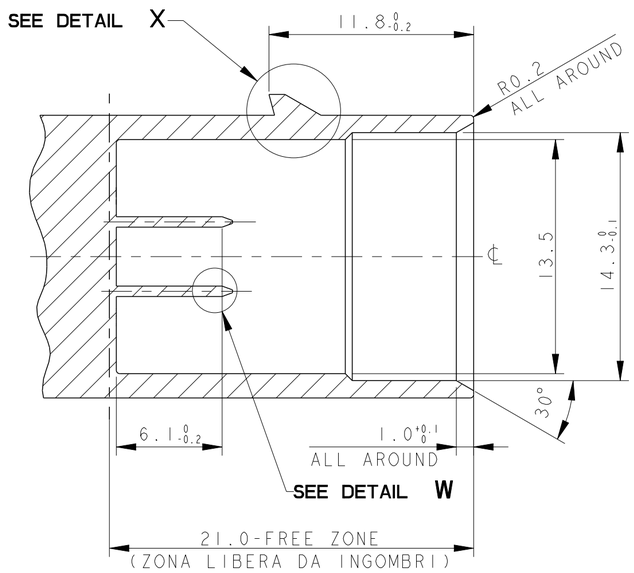

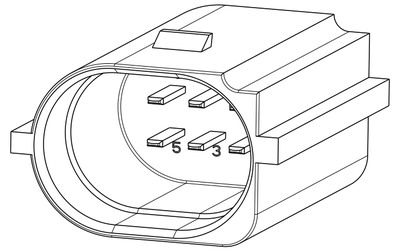

1) COUNTERPART SUITABLE FOR 6W RECEPTACLE CONNECTOR P/N 284716-1 - EGR APPLICATION (DIMA ADATTA PER CONNETTORE 6 VIE P/N 284716-1 APPLICAZIONE EGR)

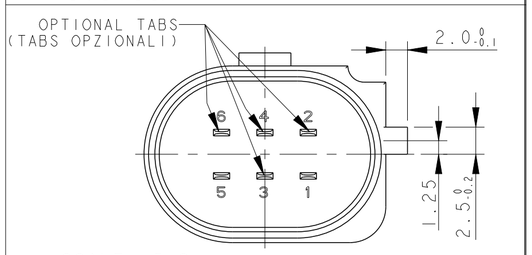

1) COUNTERPART SUITABLE FOR: 6W RECEPTACLE CONNECTORS P/Ns 284716-3, 284716-5 & 284716-7. (DIMA ADATTA PER CONN. 6 VIE P/Ns 284716-3, 284716-5 & 284716-7)

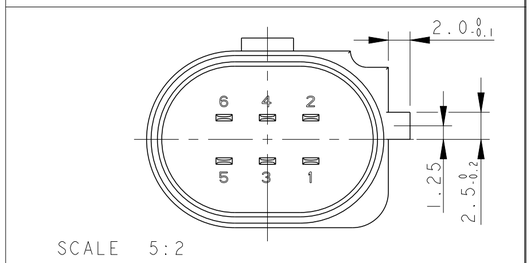

1) COUNTERPART SUITABLE FOR 6W RECEPTACLE CONNECTORS P/Ns 284716-4 & 284716-6 - UEGO APPLICATION (DIMA ADATTA PER CONNETTORI 6 VIE P/Ns 284716-4 & 284716-6 APPLICAZIONE SONDA LAMBDA)

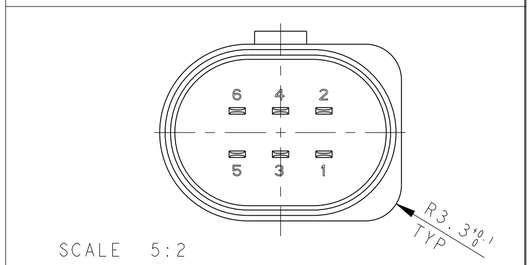

SECTION B-B

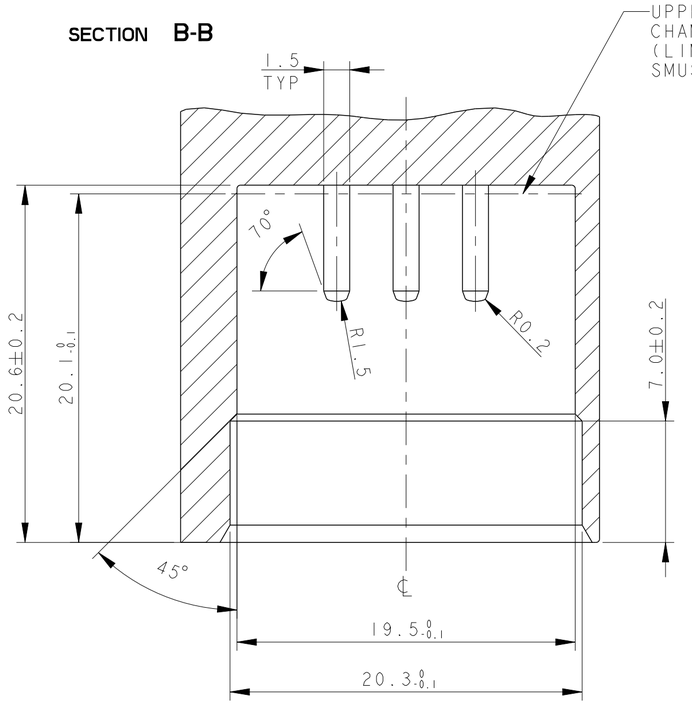

DETAIL X
SCALE 10:1

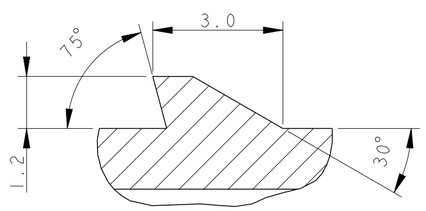

DETAIL W
SCALE 20:1
TYP

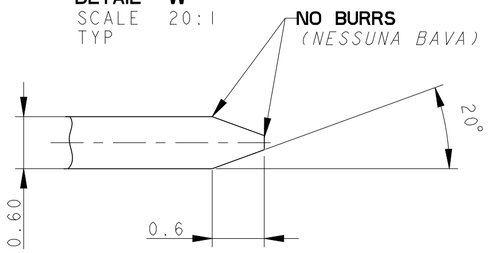

1) COUNTERPART SUITABLE FOR 6W RECEPTACLE HOUSING FOR MT2 CNT FOR THROTTLE VALVE P/N 284716-2 *(DIMA ADATTA PER CONNETTORE 6W PER CONTATTI MT2 PER VALVOLA FARFALLATA P/N 284716-2)*

2 MATERIALS *(MATERIALI)*:
BODY: PLASTIC MATERIAL SUITABLE FOR 140°C TEMPERATURE *(CORPO: MATERIALE PLASTICO ADATTO AD UNA TEMPERATURA DI 140°C)*
TABS: BRONZE (CuSn6) WITH 0.8µm MIN. GOLD OVER 2µm MIN. NICKEL *(LINGUETTE: BRONZO CON 0.8µm MIN. DI ORO SU 2µm MIN. DI NICKEL)*

THIS DRAWING IS A CONTROLLED DOCUMENT.
QUESTO DISEGNO È UN DOCUMENTO DI PROPRIETÀ E RESPONSABILITÀ DELL' AMP INCORPORATED. È SOGGETTO A VARIAZIONI. PER OTTENERE L'ULTIMA REVISIONE DEL DISEGNO CONTATTARE L'UFFICIO TECNICO RESPONSABILE.

DIMENSIONS: DIMENSIONI: mm

TOLERANCES UNLESS OTHERWISE SPECIFIED: TOLLERANZE: SE NON DIVERSAMENTE SPECIFICATO
0 PLC/DEC: ±0.3
1 PLC/DEC: ±0.1
2 PLC/DEC: ±0.05
3 PLC/DEC: ±-
4 PLC/DEC: ±-
ANGLES/ANGOLI ±1°

MATERIAL MATERIALE 2
FINISH FINITURA 2

DWN/DIS.	M. SARDI	24NOV2000
CHK/CONT.	O. CANUTO	24NOV2000
APVD/APP.	A.GENTA	24NOV2000
PRODUCT SPEC SPEC DI PRODOTTO		
APPLICATION SPEC SPEC DI APPLICAZIONE		
WEIGHT PESO	-	

TE Connectivity

NAME NOME: 6 POS. MTII RECEPTACLE CONNECTOR ASSEMBLY (CONNETTORE 6 VIE PER CONTATTI MT-II)

SIZE	CAGE CODE	DRAWING NO NUMERO	RESTRICTED TO
A2	00779	C-284716	-

CUSTOMER DRAWING — DISEGNO PER CLIENTE SOLO PER RIFERIMENTO
SCALE SCALA 3:1 — SHEET FOGLIO 2 OF DI 2 — REV D4

1471-9 (3/11)